

## JOYWISE U8 Pro

# JOYWISE Bluetooth Wireless Headphones

Model: U8 Pro

### PRODUCT OVERVIEW

The JOYWISE U8 Pro Bluetooth Wireless Headphones are designed for an immersive audio experience, offering superior sound quality and comfort for various activities including running, gym workouts, and daily commutes. Featuring advanced sound isolation technology and IPX7 waterproofing, these earbuds are built to withstand intense use while delivering clear, powerful audio.



Figure 1: JOYWISE U8 Pro Bluetooth Wireless Headphones, showing the earbuds, connecting cable, carrying case, and various ear tip sizes.

## KEY FEATURES

### Sound Isolation Technology

These headphones are equipped with sound isolation technology to effectively block out external noise, allowing for an immersive audio experience with powerful bass, mellow mid-range, and clear treble.

# Immerse Your Music & Clear Calls

Sound isolation effectively reduce ambient noise accurately capture vocals to achieve clear calls.



Figure 2: Visual representation of the sound isolation technology, showing the headphones with sound waves being contained.

## Extended Playtime

Enjoy up to 16 hours of continuous playtime on a single full charge. A quick 1.5-hour charge provides full battery, and the headphones offer an impressive 250 hours of standby time.

# 16 Hours Power Playtime



5 Mins



2 Hours

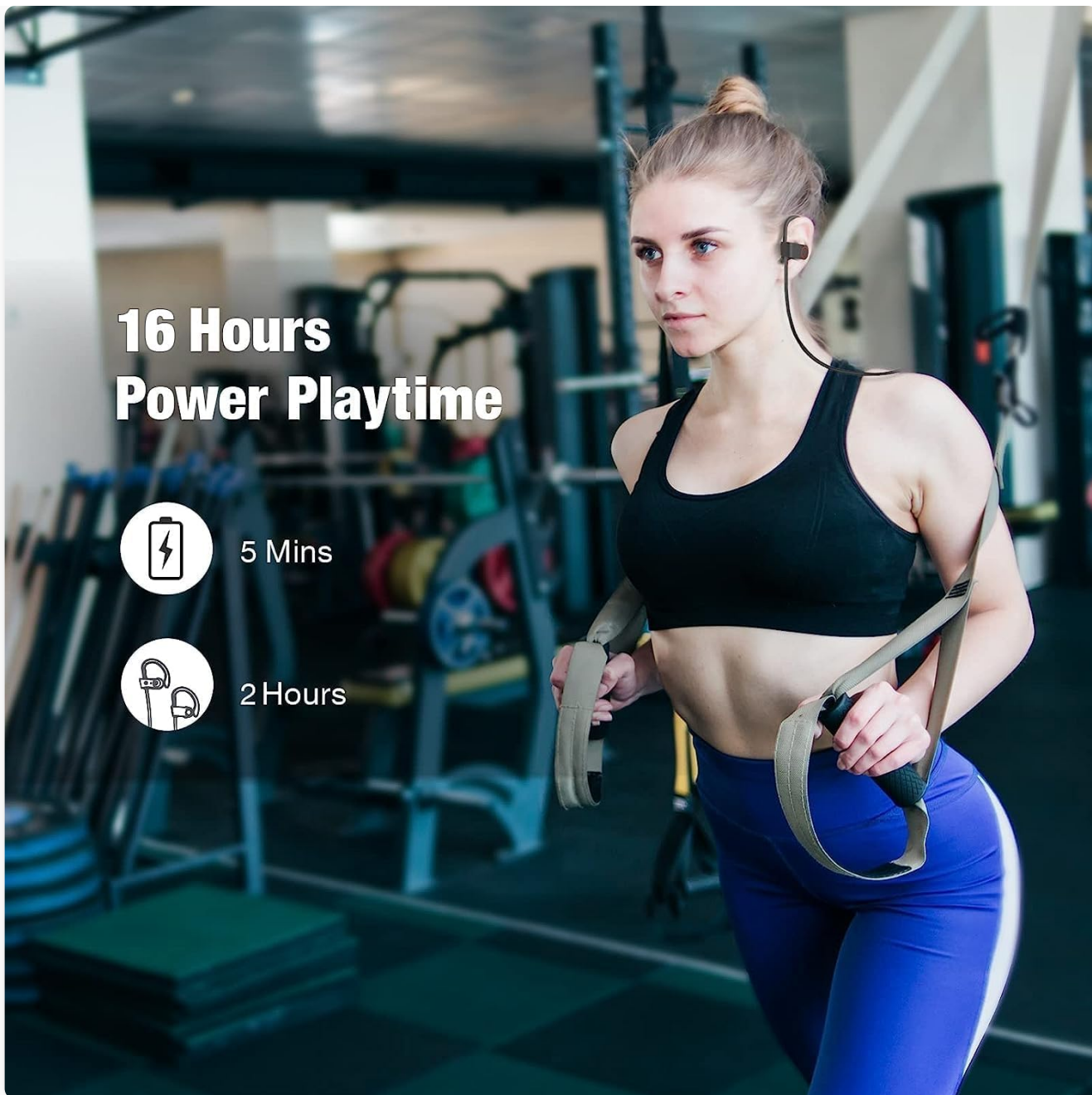


Figure 3: A woman exercising while wearing the headphones, highlighting the 16-hour playtime capability.

## Stereo Surrounding Sound

Equipped with an 11mm dynamic driver, these wireless earbuds deliver spatial sound for an immersive experience in music, sports, and commutes. The built-in microphone provides clear voice notification for incoming calls.

## Composite diaphragms driver, Real sound experience

To achieve more powerful sound effect experience. Dynamic drivers create deep bass and clear mids, PU+PEEK composite diaphragms can double up the low frequency.



Figure 4: An illustration of the composite diaphragm drivers, emphasizing the real sound experience.

### IPX7 Waterproof Design

With a highly sealed shell and nano-coating waterproof technology, these headphones meet IPX7 waterproof standards. They are resistant to sweat and light rain, making them ideal for running, hiking, cycling, fitness, yoga, and gym activities.

## IPX7 Waterproof

With hydrophobic nano-coating, headphones are protected well in intense sweat or light rain.



Figure 5: The headphones shown with water droplets, demonstrating their IPX7 waterproof capability.

### Comfortable & Steady Fit

Ergonomic ear hook design and customized ear tips ensure a lightweight, comfortable, and stable fit, preventing them from falling out during intense activities.

## Comfortable & Steady Fit

Ergonomics ear hook design and customized eartips are designed for light weight comfort and stability.



Figure 6: A person wearing the headphones, illustrating the comfortable and steady fit provided by the ear hooks.

### Easy Control & Dual Connection

Physical buttons allow for easy control of music tracks (skip/play/pause) and phone calls without needing to access your device. Utilizing Bluetooth 5.3 technology, these earbuds support simultaneous connection to two devices. The Bluetooth range is up to 30 feet in open spaces and 10 feet in obstructed areas. (Note: These headphones cannot connect to smartwatches.)

# Operating Instruction















-  **Turn ON/OFF:**  
Hold Press 3s 
-  **Next Song:**  
Hold Press 2s 
-  **Previous Song:**  
Hold Press 2s 
-  **Answer:**  
Single Tap 
-  **Reject:**  
Hold Press 1s 
-  **Siri:**  
Tap Twice 
-  **Play/Pause:**  
Single Tap 



Figure 7: A detailed diagram showing the operating instructions for the headphone buttons, including power on/off, next/previous song, answer/reject call, and play/pause.

## SETUP & PAIRING

### 1. Initial Pairing:

- Ensure your Bluetooth device (e.g., smartphone) is within 1 meter (3 feet) of your headphones.
- Turn off your headphones by long-pressing the Multi-Function Button (MFB) for 3 seconds until the LED light turns off.
- Enter pairing mode: Long-press the MFB for approximately 8 seconds. The red and blue LEDs will flash rapidly, indicating pairing mode.
- On your Bluetooth device, scan for available Bluetooth devices and select "U8 Pro" from the list.
- If prompted for a PIN, enter "0000".
- Once connected, the blue LED on the headset will flash twice every four seconds.

### 2. Multi-pairing:

- The headphones support simultaneous connection to two devices. Follow the initial pairing steps for each device.

### 3. Reconnecting:

- If the connection is lost, your headphone will attempt to reconnect automatically.
- If automatic reconnection fails, short-press the MFB once or use your cell phone's Bluetooth settings to reconnect manually.

**Warning: Please dry the headphones after each workout to prevent damage.**

## OPERATING INSTRUCTIONS

Function	Action
Power ON/OFF	Hold Multi-Function Button (MFB) for 3 seconds
Next Song	Hold '+' button for 2 seconds
Previous Song	Hold '-' button for 2 seconds
Answer Call	Single tap MFB
Reject Call	Hold MFB for 1 second
Play/Pause Music	Single tap MFB
Activate Voice Assistant (Siri)	Double tap MFB

## CHARGING INSTRUCTIONS

To charge your headphones, locate the USB-C charging port, usually found under a small rubber flap on one of the earbuds. Gently lift the flap to expose the port.

Connect the provided USB-C charging cable to the port and the other end to a compatible USB power source (e.g., computer, wall adapter).

A red indicator light signifies that the device is charging. Once fully charged (approximately 1.5 hours), the indicator light will turn blue.

Ensure the charging port is dry before charging to prevent damage.

## MAINTENANCE & CARE

- **Cleaning:** Wipe the headphones with a soft, dry cloth after each use, especially after workouts, to remove sweat and dirt.
- **Drying:** Due to IPX7 waterproof rating, the headphones are resistant to sweat and light rain. However, it is recommended to dry them thoroughly after each use to prolong their lifespan.

- **Storage:** Store the headphones in their provided carrying case when not in use to protect them from dust, scratches, and physical damage.
- **Avoid Extreme Temperatures:** Do not expose the headphones to extremely high or low temperatures, as this can affect battery life and overall performance.

## TROUBLESHOOTING

- **Headphones not pairing:**
  - Ensure headphones are fully charged.
  - Make sure Bluetooth is enabled on your device.
  - Turn off and restart both the headphones and your Bluetooth device.
  - Ensure headphones are in pairing mode (rapidly flashing red and blue LEDs).
  - Clear previous Bluetooth connections on your device and try pairing again.
- **Sound quality issues (low volume, distortion):**
  - Check the volume levels on both the headphones and your connected device.
  - Ensure ear tips are properly seated in your ears for optimal sound isolation.
  - Try different sized ear tips for a better seal.
  - Move closer to your connected device to ensure you are within the Bluetooth range.
- **Headphones not charging:**
  - Ensure the charging cable is securely connected to both the headphones and the power source.
  - Try a different USB port or power adapter.
  - Check the charging port for any debris or damage.

## PRODUCT SPECIFICATIONS

Feature	Detail
Model Name	U8 Pro
Connectivity	Bluetooth 5.3
Playtime	Up to 16 Hours
Charging Time	1.5 Hours
Standby Time	250 Hours
Waterproof Rating	IPX7
Audio Driver Size	11mm Dynamic Driver
Noise Control	Sound Isolation

Feature	Detail
Built-in Microphone	Yes
Control Method	Physical Buttons
Bluetooth Range (Open Space)	Up to 30 feet
Compatible Devices	Laptops (Not compatible with smartwatches)

## OFFICIAL PRODUCT VIDEO

Your browser does not support the video tag.

This video provides a visual overview of the JOYWISE Bluetooth Wireless Headphones, highlighting key features such as design, comfort, sound quality, and waterproof capabilities.

## WARRANTY & SUPPORT

For warranty information and technical support, please refer to the contact details provided in your product packaging or visit the official JOYWISE website. Keep your purchase receipt for any warranty claims.