

VADANIA VK2053

VADANIA VK2053 40-Inch Soft Close Heavy Duty Drawer Slides Instruction Manual

Model: VK2053 | Brand: VADANIA

1. INTRODUCTION

This manual provides comprehensive instructions for the installation, operation, and maintenance of your VADANIA VK2053 40-inch Soft Close Heavy Duty Drawer Slides. Designed for durability and smooth functionality, these slides are suitable for various heavy-duty applications. Please read this manual thoroughly before installation and use to ensure proper function and safety.



Image 1: VADANIA VK2053 40-inch Soft Close Heavy Duty Drawer Slides, showing the two main components of the slide mechanism.

2. KEY FEATURES

- **Professional & Reliable:** Constructed from top-quality steel with 2.0mm thickness and 53mm width for enhanced functionality and durability.
- **Soft Close & Heavy Duty:** Features a hydraulic buffer for gentle and silent drawer closing, preventing slamming.
- **High Load Capacity:** Supports up to 265lb (120kg), suitable for demanding applications. Note that longer slides may have slightly reduced load capacity.
- **3-Fold Full Extension:** Allows the drawer to extend completely, providing full access to its contents.
- **Ball Bearing Mechanism:** Double rows of solid steel ball bearings ensure smooth and consistent sliding.
- **Detachable Side Mount Installation:** The third (thinnest) fold of the slide is detachable for convenient side mounting. M4 screws are recommended but not included.

WHY #VK2053?

Made of top quality steel, #VA2053 is 2.0mm in thickness and 53mm in width. Correspondingly, its maximum load capacity is up to 264lb/120kg.


*The longer slide, the less load capacity. A less than 5% deviation of listed load capacity data is considered accepted in different application.



2mm in steel thickness



53mm in slide width



19mm in slide thickness

Image 2: Detailed view of the VK2053 slide's construction, highlighting its 2.0mm steel thickness, 53mm width, and 265lb load capacity.

Up to 265lb Load Capacity

Made of 2.0mm thickened steel, these slides have a maximum load capacity of 265lb/120kg, which is suitable for both residential and industrial application, such as metal drawers, product shelf, camper RV, etc.

*The longer slide, the less load capacity. A less than 5% deviation of listed load capacity data is considered accepted in different application.



Image 3: Example of VADANIA VK2053 drawer slides supporting heavy storage containers on industrial shelving, demonstrating their robust load capacity.

3. SPECIFICATIONS

Feature	Detail
Model Number	VK2053
Length	40 Inch (1000mm)
Mounting Type	Side Mount
Load Capacity	Up to 265 Pounds (120 kg)
Material	Alloy Steel (2.0mm thickness)
Width	53mm (2.09 inches)

Feature	Detail
Extension Type	3-Fold Full Extension
Bearing Type	Ball Bearing
Special Features	Soft Close Mechanism, Detachable Inner Slide

VK2053

Dimension

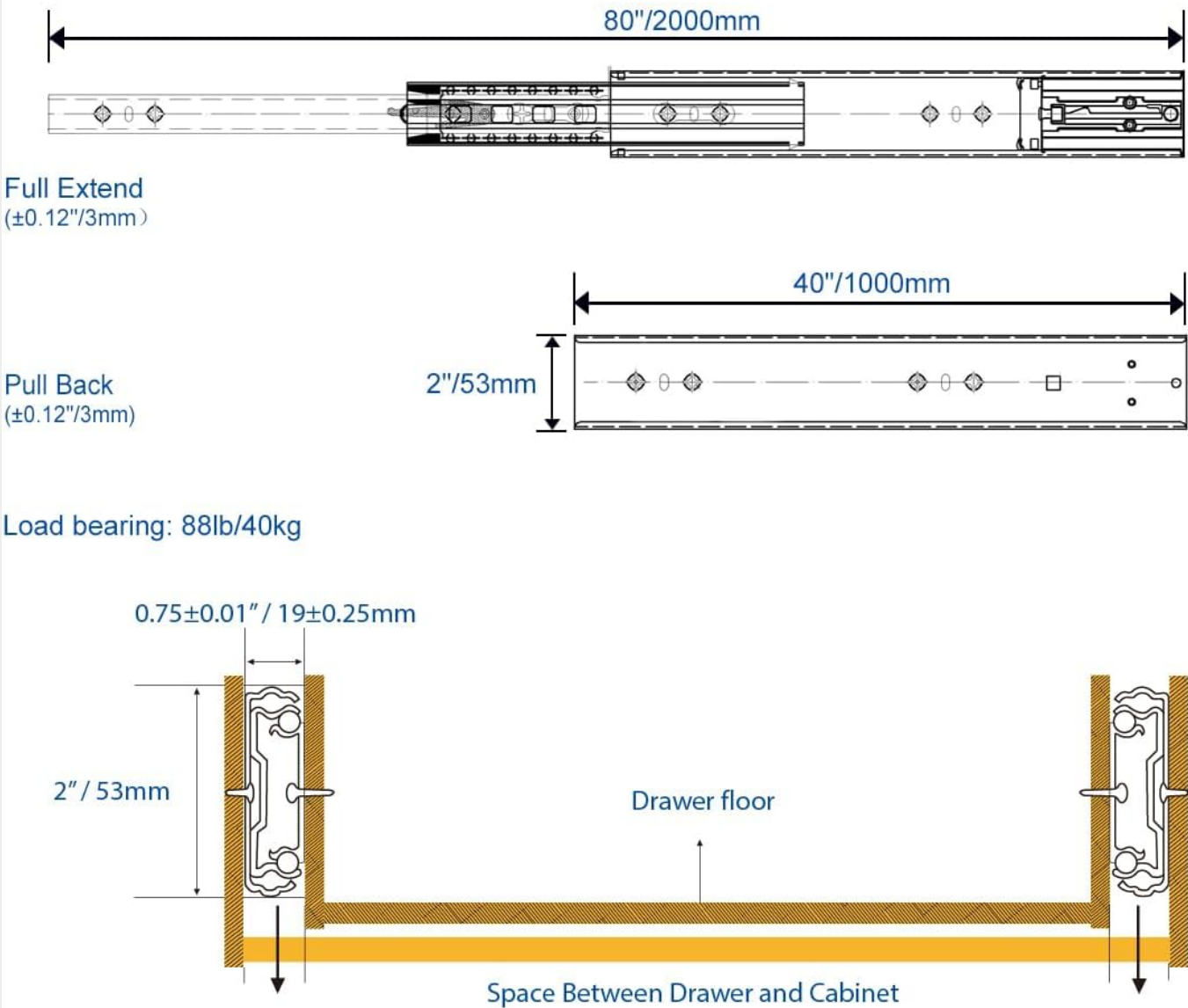


Image 4: Technical drawing illustrating the dimensions and extension capabilities of the VK2053 drawer slide.

4. SAFETY INFORMATION

- Always wear appropriate safety gear, including eye protection, during installation.
- Ensure the mounting surface is stable and capable of supporting the maximum load capacity of the slides.
- Use appropriate fasteners (M4 screws recommended, not included) for secure installation.
- Do not exceed the stated load capacity of 265 pounds (120 kg) to prevent damage or injury.

- ## 5. SETUP AND INSTALLATION

5.2 Detaching the Inner Slide

1. Extend the drawer slide completely until the inner track is fully exposed.
2. Locate the black plastic release lever (handle) on the side of the middle track.
3. Press and hold the release lever.
4. While holding the lever, pull the inner track forward to separate it from the rest of the slide.

5.3 Mounting the Slides

1. **Mount the Outer/Middle Tracks to the Cabinet:** Secure the outer and middle sections of the slides to the inside of your cabinet or frame. Ensure they are level and parallel to each other. Use M4 screws (not included) through the designated mounting holes.
2. **Mount the Inner Tracks to the Drawer:** Attach the detached inner tracks to the sides of your drawer box. Ensure they are flush with the bottom edge of the drawer and parallel.
3. **Reassemble the Drawer:** Align the inner tracks on the drawer with the middle tracks in the cabinet. Gently push the drawer into the cabinet until the tracks engage and lock into place. You should hear a click.
4. **Test Operation:** Slowly open and close the drawer to ensure smooth movement and proper soft-close functionality.

For visual guidance on the product's features and operation, please refer to the official product video below.

Your browser does not support the video tag.

Video 1: Official VADANIA video introducing the Heavy-Duty & Soft-Close Drawer Slide #VK2053, demonstrating its features and functionality.

6. OPERATION

6.1 Full Extension

The VK2053 slides offer 3-fold full extension, meaning the drawer will extend completely out of the cabinet, allowing full access to the contents. Simply pull the drawer outwards until it reaches its full extension stop.

6.2 Soft Close Function

To engage the soft close mechanism, gently push the drawer towards the cabinet when it is partially open. The hydraulic buffer will take over, slowly and silently pulling the drawer to a fully closed position. Avoid forcing the drawer shut, as this can bypass or damage the soft-close mechanism.

Soft Close

This drawer slide features a hydraulic buffer to allow your drawer closes gently and silently, preventing from slamming shut.



Image 6: A drawer equipped with VADANIA soft-close slides, shown in a van setup, demonstrating the smooth closing action.

7. MAINTENANCE

- **Cleaning:** Wipe the slides periodically with a clean, dry cloth to remove dust and debris. Avoid using abrasive cleaners or solvents.
- **Lubrication:** If the slides begin to feel stiff or noisy, apply a small amount of silicone-based lubricant to the ball bearings and tracks. Do not use oil-based lubricants as they can attract dirt.
- **Inspection:** Regularly check all mounting screws to ensure they are tight. Inspect the slides for any signs of wear or damage.

Ball Bearing Drawer Slide

Double rows of solid steel ball makes it sliding smoothly.




Image 7: Close-up view of the double-row ball bearing system, illustrating the components that ensure smooth operation.

8. TROUBLESHOOTING




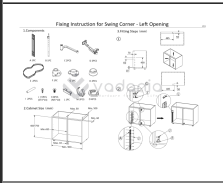

Problem	Possible Cause	Solution
Drawer does not slide smoothly.	Misalignment, dirt/debris in tracks, lack of lubrication.	Check alignment of slides, clean tracks, apply silicone lubricant.
Soft close mechanism not engaging or closing fully.	Drawer too heavy, mechanism obstructed, improper installation.	Ensure drawer weight is within limits, check for obstructions, verify correct installation and alignment.
Drawer feels wobbly or unstable.	Loose mounting screws, excessive load, damaged slides.	Tighten all mounting screws, reduce drawer load, inspect slides for damage and replace if necessary.
Difficulty detaching inner slide.	Release lever not fully pressed, slide not fully extended.	Ensure slide is fully extended and the black release lever is pressed firmly.

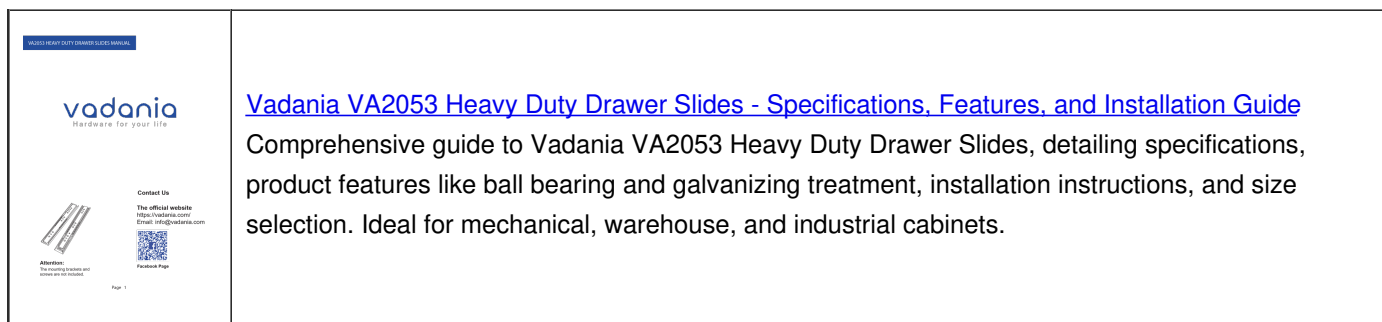
9. WARRANTY AND SUPPORT

VADANIA is committed to providing high-quality hardware accessories. For any pre-sale inquiries (e.g., 3D models, product manuals) or after-sale support (e.g., installation tutorials, troubleshooting), please contact VADANIA customer service. Refer to the product packaging or the official VADANIA website for specific warranty details and contact information.

© 2023 VADANIA. All rights reserved.
For more information, visit [VADANIA Store](#).

Related Documents - VK2053

	<p>Vadania VA2053 Heavy Duty Drawer Slides - Specifications, Features, and Installation Guide</p> <p>Comprehensive guide to Vadania VA2053 Heavy Duty Drawer Slides, detailing specifications, product features like ball bearing and galvanizing treatment, installation instructions, and size selection. Ideal for mechanical, warehouse, and industrial cabinets.</p>
	<p>Vadania VD2576 Heavy Duty Drawer Slides: Installation and Specifications Manual</p> <p>Comprehensive guide for Vadania VD2576 heavy duty drawer slides, covering features, specifications, installation instructions, and size selection. Includes load capacity, dimensions, material details, and application scope.</p>
	<p>Vadania VF1245 Push to Open Drawer Slides - Manual and Specifications</p> <p>Comprehensive guide to Vadania VF1245 Push to Open Drawer Slides, including detailed specifications, product features, installation instructions, and size selection advice. Learn about material, load capacity, dimensions, and proper installation.</p>
	<p>Fixing Instructions for Swing Corner - Left Opening</p> <p>Detailed instructions for the installation of a left-opening swing corner cabinet organizer, including component lists, cabinet size requirements, and step-by-step fitting procedures.</p>
	<p>Vadania Kitchen Cabinet Blind Corner Pullout Organizer Installation Guide</p> <p>Comprehensive installation guide for the Vadania Kitchen Cabinet Blind Corner Pullout Organizer. Includes component lists, dimension specifications for 32"/800mm and 36"/900mm cabinets, step-by-step assembly instructions, and pre-installation checks.</p>



[Vadania VA2053 Heavy Duty Drawer Slides - Specifications, Features, and Installation Guide](#)

Comprehensive guide to Vadania VA2053 Heavy Duty Drawer Slides, detailing specifications, product features like ball bearing and galvanizing treatment, installation instructions, and size selection. Ideal for mechanical, warehouse, and industrial cabinets.

Documents - VADANIA – VK2053



[\[pdf\] User Manual](#)

6 VK2053 manual vadania 2023 05 |||

VK2053 Heavy Duty Soft Close Drawer Slides Manual Hardware for your life Package

1 Pair of drawer slide Attention: The mounting brackets and screws are not included.

RQWDFW8V 7KHRFLDOZHEVLWH <https://vadania.com/> Email: info vadania.com

DFHERRN3DJH Page 1 NAMEVADANIA Heavy Duty Soft Close Dra...

lang:en score:45 filesize: 1.27 M page_count: 5 document date: 2023-04-26



[\[pdf\] Borchure](#)

VADANIA Drawer Slides Product Brochure vadania 2025 04 |||

Hardware for Your Life Made in China Customized purchase 7-day global deliver

Vadania Drawer Slides ... rtnership benefits A6 Product Overview Industrial Drawer

Slides VD1551 VD2053 VD2576 VA2053 **VK2053** VA2576 VD2053-B VD2576-B

Residential Drawer Slides VA1045 VA1245 VK1245 VF1245 VB185...

lang:en score:36 filesize: 3.33 M page_count: 37 document date: 2025-04-29



[\[pdf\]](#) User Manual

6 User Manual VADANIA 22 Soft Close Heavy Duty Drawer Slides VK2053 Up to 265lb Load Capacity 3 Fold Full Extension Ball Bearing Side Mount 1 Pair A1z8OtWEyAL m media amazon images I |||

VK2053 Heavy Duty Soft Close Drawer Slides Manual Hardware for your life Package 1 Pair of drawer slide Attention: The mounting brackets and screws are not included. RQWDFW8V 7KHRFLDOZHEVLWH <https://vadania.com/> Email: info@vadania.com DFHERRN3DJH Page 1 NAMEVADANIA Heavy Duty Soft Close Dra...

lang:en **score:34** filesize: 1.27 M page_count: 5 document date: 2023-07-07



[\[pdf\]](#) User Manual

6 Click to K2053 drawer slides manual Model 1245 VA1551 VA2053 installation VADANIA Official Online Store VK2053 Heavy duty soft close v 1625275133 cdn shopify s files 1 0036 1378 6176 |||

Heavy Duty Soft Close Drawer Slides Manual Hardware for your life Package 1 Pair of drawer slide Attention: The mounting brackets and screws are not included. RQWDFW8V 7KHRFLDOZHEVLWH <https://vadania.shop/> Email: info@vadania.shop DFHERRN3DJH Page 1 NAMEVADANIA Heavy Duty Soft Close Drawer S...

lang:en **score:21** filesize: 1.6 M page_count: 5 document date: 2020-03-13



[\[pdf\]](#)

VK2053 Heavy duty soft close drawer slides vadania 2022 08 |||

...

lang:en **score:19** filesize: 1 M page_count: 0 document date: 0000-00-00