

Boult X50

GOBOULT X50 True Wireless Earbuds User Manual

Model: X50 | Brand: Boult

INTRODUCTION

Welcome to the GOBOULT X50 True Wireless Earbuds user manual. These earbuds are designed to provide a superior audio experience with advanced features such as Bluetooth 5.1 connectivity, ultra-low latency for gaming, Quad Mic Environmental Noise Cancellation (ENC) for clear calls, and multiple equalizer modes. The X50 earbuds are also IPX5 water resistant, making them suitable for various activities.

This manual provides detailed instructions on setting up, operating, maintaining, and troubleshooting your GOBOULT X50 earbuds to ensure optimal performance and longevity.

WHAT'S IN THE BOX

- GOBOULT X50 True Wireless Earbuds
- Wireless Charging Case
- Extra Pair of Eartips
- Type-C Fast Charging Cable
- User Manual (this document)
- Warranty Card



Image: GOBOULT X50 earbuds and their charging case, showing the components included in the package.

SETUP

1. Charging the Earbuds and Case

Before first use, fully charge the GOBOULT X50 earbuds and their charging case. The case features a Type-C charging port for fast charging.

- Connect the provided Type-C charging cable to the charging port on the case and a power source.
- The LED indicators on the case will show the charging status.
- A 10-minute charge provides approximately 100 minutes of playback.
- The charging case has an average battery life of 50 hours.

Lightning BoulTM Type-C Fast Charging



10_{min} = **100_{min}**
Charge Playtime

Image: The GOBOULT X50 charging case connected via a Type-C cable, illustrating the fast charging capability.

2. Bluetooth Pairing

The GOBOULT X50 earbuds utilize Bluetooth 5.1 for stable and instant connectivity.

1. Ensure the earbuds are charged and inside the charging case.
2. Open the charging case lid. The earbuds will automatically enter pairing mode.
3. On your device (smartphone, tablet, laptop), go to Bluetooth settings.
4. Search for "GOBOULT X50" in the list of available devices and select it to connect.
5. Once connected, a confirmation sound will play, and the earbuds will be ready for use.

3. Comfort Fit Design

The GOBOULT X50 earbuds are engineered for a snug, lightweight, and secure fit, ensuring comfort during extended listening sessions, workouts, or travel.

- Select the appropriate ear tip size from the included extra pairs to achieve the best seal and comfort.
- Gently insert the earbuds into your ear canal and twist slightly to secure them.

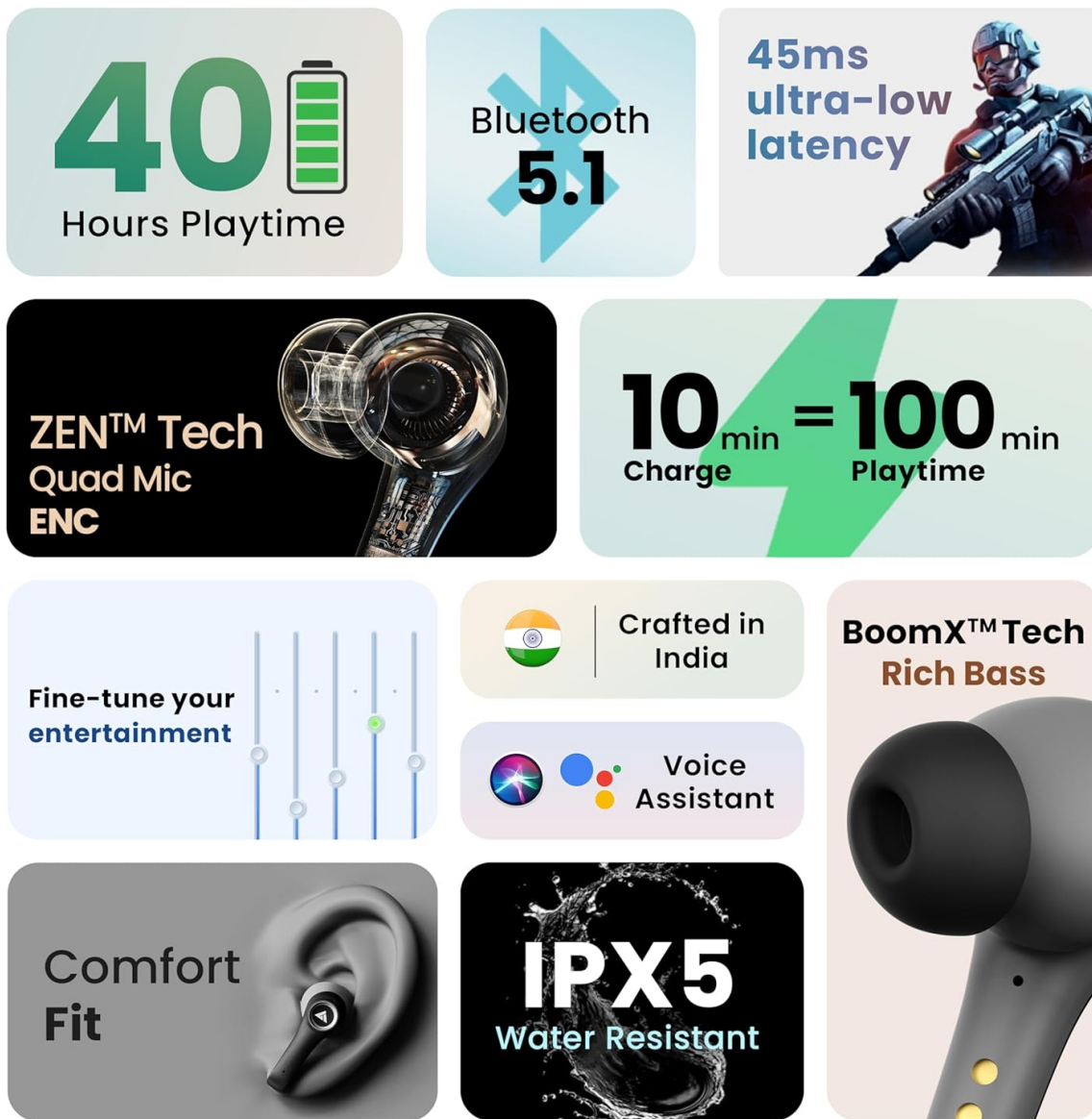


Image: An overview of GOBOULT X50 features, including comfort fit, Bluetooth 5.1, and IPX5 water resistance.

OPERATING INSTRUCTIONS

Touch Controls

The GOBOULT X50 earbuds feature intuitive touch controls for media playback, calls, and other functions.

- **Single Tap:** Play/Pause music, Answer/End call.
- **Double Tap (Right Earbud):** Next track.
- **Double Tap (Left Earbud):** Previous track.
- **Triple Tap (Right Earbud):** Volume Up.
- **Triple Tap (Left Earbud):** Volume Down.
- **Long Press (2 seconds):** Reject call, Activate Voice Assistant.
- **Four Taps:** Change Equalizer settings.

Equalizer Modes

Customize your audio experience with three built-in equalizer modes: Rock, BoomX, and Hi-Fi.

- **Rock Mode:** Enhanced bass and treble for a dynamic sound.
- **BoomX Mode:** Delivers powerful, deep bass for an immersive audio experience.

- **Hi-Fi Mode:** Balanced sound profile for clear and natural audio reproduction.
- To switch between modes, perform a four-tap gesture on either earbud.

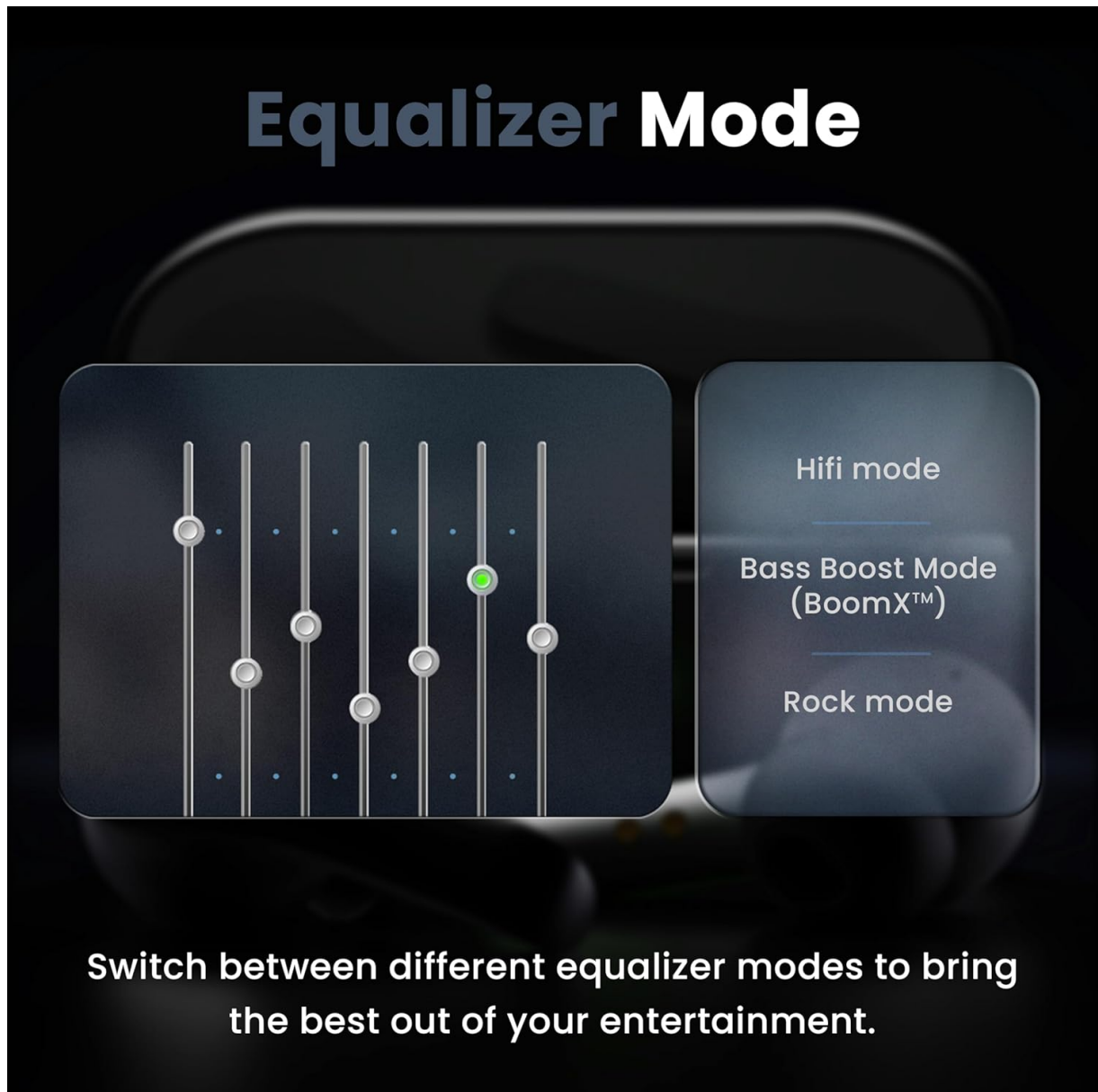


Image: A visual representation of the equalizer settings, highlighting Rock, BoomX, and Hi-Fi modes.

Combat™ Gaming Mode (Ultra-Low Latency)

For an immersive gaming experience, activate the Combat™ Gaming Mode, which reduces audio latency to 45ms.

- This mode ensures smooth, real-time audio synchronization during gameplay.
- Refer to the product packaging or quick start guide for specific activation gestures for gaming mode, as it may vary.

Combat™ gaming mode

with **45ms** ultra-low latency for immersive gaming



Image: GOBOULT X50 earbuds on a keyboard, illustrating the Combat™ gaming mode with 45ms ultra-low latency.

Voice Assistant Support

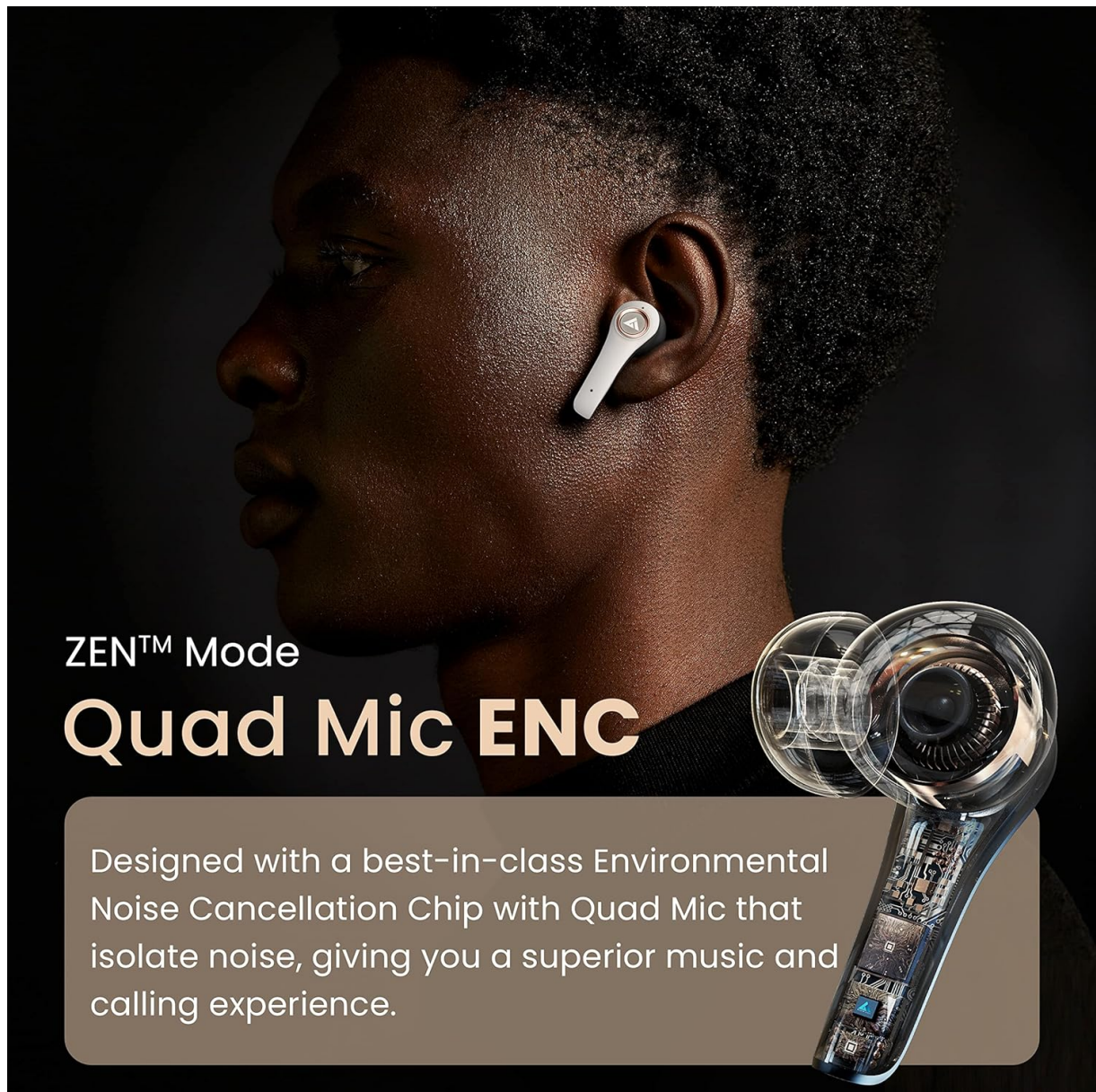
The GOBOULT X50 supports popular voice assistants like Google Assistant and Siri for hands-free control.

- Long press either earbud for 2 seconds to activate your device's voice assistant.
- You can then use voice commands to control music, make calls, get directions, and more.

Call Management (ZEN™ Tech Quad Mic ENC)

Equipped with Environmental Noise Cancellation (ENC) and a quad microphone setup, the X50 earbuds provide crystal-clear voice clarity during calls.

- **Answer/End Call:** Single tap on either earbud.
- **Reject Call:** Long press (2 seconds) on either earbud.
- The ENC technology actively filters out background noise, ensuring your voice is heard clearly.



ZEN™ Mode Quad Mic ENC

Designed with a best-in-class Environmental Noise Cancellation Chip with Quad Mic that isolate noise, giving you a superior music and calling experience.

Image: A detailed view of the GOBOULT X50 earbud, highlighting the ZEN™ Tech Quad Mic ENC system for superior call clarity.

MAINTENANCE

Water Resistance (IPX5)

The GOBOULT X50 earbuds are rated IPX5 water resistant, protecting them against sweat, light splashes, and rain.

- They are suitable for workouts and outdoor activities.
- **Note:** IPX5 rating means protection against low-pressure water jets from any direction. It does not mean they can be submerged in water. Avoid exposing them to strong water jets or prolonged submersion.
- Ensure earbuds are dry before placing them back in the charging case to prevent damage.



Image: A GOBOULT X50 earbud with water droplets, indicating its IPX5 water resistance.

Cleaning

Regular cleaning helps maintain the performance and hygiene of your earbuds.

- Use a soft, dry, lint-free cloth to wipe the earbuds and charging case.
- For ear tips, remove them from the earbuds and clean with a mild soap solution if necessary, then rinse thoroughly and dry completely before reattaching.
- Avoid using abrasive materials, alcohol, or chemical cleaners.
- Ensure charging contacts on both earbuds and case are clean and free of debris.

TROUBLESHOOTING

Problem	Possible Solution
---------	-------------------

Problem	Possible Solution
Earbuds not pairing/connecting.	<ul style="list-style-type: none">• Ensure earbuds are charged.• Turn off and on Bluetooth on your device.• Forget "GOBOULT X50" from your device's Bluetooth list and re-pair.• Place earbuds back in case, close lid, wait 5 seconds, then open to reset.
No sound or low volume.	<ul style="list-style-type: none">• Check device volume and earbud volume.• Ensure earbuds are properly seated in your ears.• Clean ear tips and earbud mesh for any obstructions.
Poor call quality.	<ul style="list-style-type: none">• Ensure microphones are not obstructed.• Move closer to your connected device.• Check network signal strength on your phone.
Earbuds not charging.	<ul style="list-style-type: none">• Ensure charging cable is securely connected.• Try a different charging cable or power adapter.• Clean the charging contacts on both earbuds and case.

SPECIFICATIONS

Feature	Detail
Model Name	X50 (AirBass)
Brand	Boult (GOBOULT)
Connectivity Technology	Bluetooth 5.1
Wireless Communication Technology	Bluetooth
Noise Control	Environmental Noise Cancellation, Passive Noise Cancellation
Microphone Format	In-Line (Quad Mic Setup)
Audio Latency	45 Milliseconds (Gaming Mode)
Battery Life (Earbuds)	Up to 8 hours on single charge
Total Playtime (with Case)	Up to 40 Hours
Charging Time (Earbuds)	10 minutes charge for 100 minutes playback
Charging Port	Type-C
Water Resistance Level	IPX5 Water Resistant

Feature	Detail
Control Type	Touch Control
Voice Assistant Support	Google Assistant, Siri
Audio Driver Size	10 Millimetres
Frequency Response	20 Hz (lower bound, typical for headphones)
Impedance	32 Ohm
Item Weight	70 Grams
Product Dimensions	4.1 x 8.9 x 9.8 cm
Country of Origin	India

WARRANTY AND SUPPORT





The GOBOULT X50 earbuds come with a warranty. Please refer to the included Warranty Card for detailed terms and conditions, including warranty period and coverage.



For technical support, service, or warranty claims, please contact Boulton Audio customer service. Contact information can typically be found on the Warranty Card or the official Boulton Audio website.

Included Components: User Manual, Warranty Card.

© 2025 Boulton Audio. All rights reserved.

Related Documents - X50

	<p>Boulton Audio Maverick True Wireless Earbuds User Manual</p> <p>User manual for Boulton Audio Maverick true wireless earbuds, detailing features like 45ms low latency gaming mode, Quad Mic ENC, Bluetooth 5.3, and 35-hour battery life.</p>
	<p>Boulton Audio Z15 True Wireless Earbuds: User Manual & Guide</p> <p>Official user manual for Boulton Audio Z15 True Wireless Earbuds. Learn about setup, pairing, charging, specifications, and troubleshooting for your TWS earbuds.</p>
	<p>Boulton Audio X1 Buds User Manual - True Wireless Earbuds Guide</p> <p>Comprehensive user manual for Boulton Audio X1 Buds true wireless earbuds. Learn about product features, pairing, charging, operation, specifications, and important safety information.</p>
	<p>Boulton Audio Z20 Pro TWS Earbuds User Manual and Specifications</p> <p>Comprehensive guide to the Boulton Audio Z20 Pro True Wireless Stereo (TWS) Bluetooth Headset, covering product specifications, usage instructions, pairing, reset procedures, and maintenance.</p>

 <p>BOULT AUDIO</p> <p>FXCHARGE USER MANUAL</p> <p>For better sound quality experience, suggest use IOS 8.0/ Android 4.3 or above operating system.</p>	<p>Boult Audio FXCHARGE User Manual: Features, Pairing, and Operation</p> <p>Comprehensive user manual for the Boult Audio FXCHARGE Bluetooth neckband earphones. Learn about product features, pairing instructions, controls, voice prompts, warnings, and included accessories.</p>
	<p>Boult Astra Neo TWS Bluetooth Earbuds - User Manual & Specifications</p> <p>Comprehensive user manual and specifications for the Boult Astra Neo True Wireless Stereo Bluetooth Earbuds, detailing features, usage, pairing, and troubleshooting.</p>

Documents - Boult – X50

[pdf] User Manual



x50 manual NE User Manual Know your X50 P Indicator Light Type c Charging Port phone via Bluetooth with the name Boult Audio Z40 In case it does not 265982 Manualmedia tatacroma Croma Assets Entertainment Headphones and Earphones 265982 |||

...

lang: score:21 filesize: 368.14 K page_count: 2 document date: 2023-02-07

[Boult Audio X50 TWS Bluetooth Headset User Manual](#)



Comprehensive user manual for the Boult Audio X50 TWS Bluetooth headset, detailing specifications, setup, controls for music and calls, gaming mode, voice assistance, maintenance, and warranty information.

lang: score:19 filesize: 416.24 K page_count: 2 document date: 2023-07-19