

## AC Infinity AC-WVK5

# AC Infinity Window Duct Kit

MODEL: AC-WVK5

Universal Vent Port for 4" and 6" Inline Fans

### Introduction

This manual provides instructions for the installation, operation, and maintenance of the AC Infinity Window Duct Kit, Model AC-WVK5. This kit is designed to facilitate ventilation by providing a secure and adaptable port for inline fans, air conditioners, and dryers to exhaust or intake air through a window or sliding door. The AC-WVK5 is constructed for durability and offers flexible installation options to fit various window sizes and ducting requirements.

### Included Components


The AC Infinity Window Duct Kit includes the following parts:

- Adjustable Main Plate (Window Panel)
- Adaptable Base Coupler
- Duct Adapters (for 4" and 6" ducting)

## ENHANCED COMPATIBILITY



Fits 4/6"  
Ducting



Adaptable  
Base Coupler



Adjustable  
Main Plate

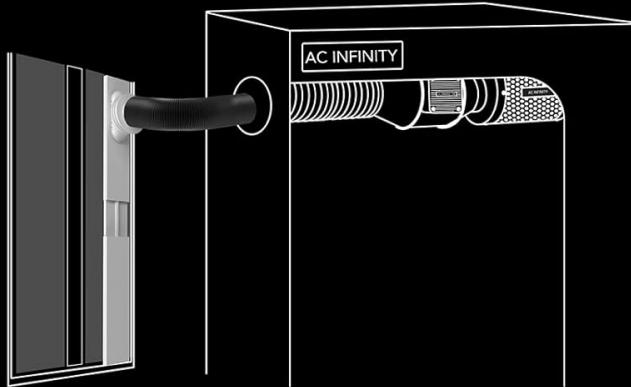
Image: The main plate, adaptable base coupler, and duct adapters are shown, illustrating the kit's components.

### Setup and Installation

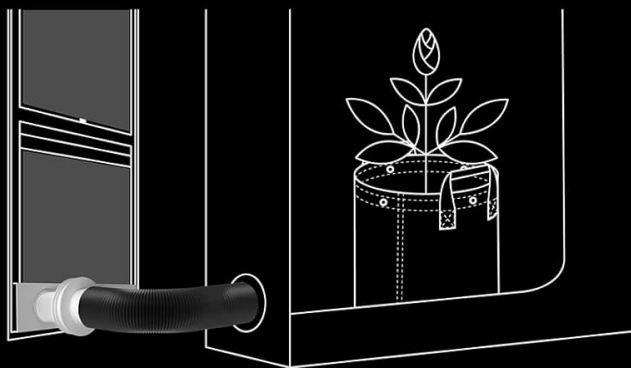
1. **Prepare the Window:** Ensure the window or sliding door opening is clean and clear of obstructions.
2. **Adjust the Window Panel:** The main plate is adjustable and can be extended to fit various window sizes, both vertically and horizontally. Slide the rail to match the width or height of your window opening.
3. **Install the Window Panel:** Place the adjusted window panel securely into the window frame. Close the window against the panel to create a tight seal. For optimal sealing, additional weather stripping (not included) may be applied around the edges of the panel.
4. **Attach the Base Coupler:** Secure the adaptable base coupler to the opening in the window panel. This coupler provides a universal connection point.
5. **Select and Attach Duct Adapter:** Choose the appropriate duct adapter (4-inch or 6-inch) based on your inline fan or hose size. Fasten the selected adapter onto the base coupler. The kit is compatible with standard 4" and 6" ducting, as well as 5.1" and counterclockwise 5.9" AC hoses.

6. **Connect Ducting/Hose:** Connect your inline fan ducting or AC hose to the installed adapter. Ensure a secure connection to prevent air leaks.

## FLEXIBLE INSTALLATION



Pairs with inline fans for intake and exhaust applications to help draw in fresh, clean air and assist in the effective removal of stale air.




\*Ducting shown sold separately

Image: This diagram illustrates how the window duct kit can be installed flexibly in both vertical and horizontal window orientations.

## HIGHLY ADAPTIVE



Securely connect to 4/6" ducting via the interchangeable adapters.



Directly pair with most 5.1/5.9" HVAC hosing via the firm-fitting coupler.

\*Ducting and hosing shown sold separately

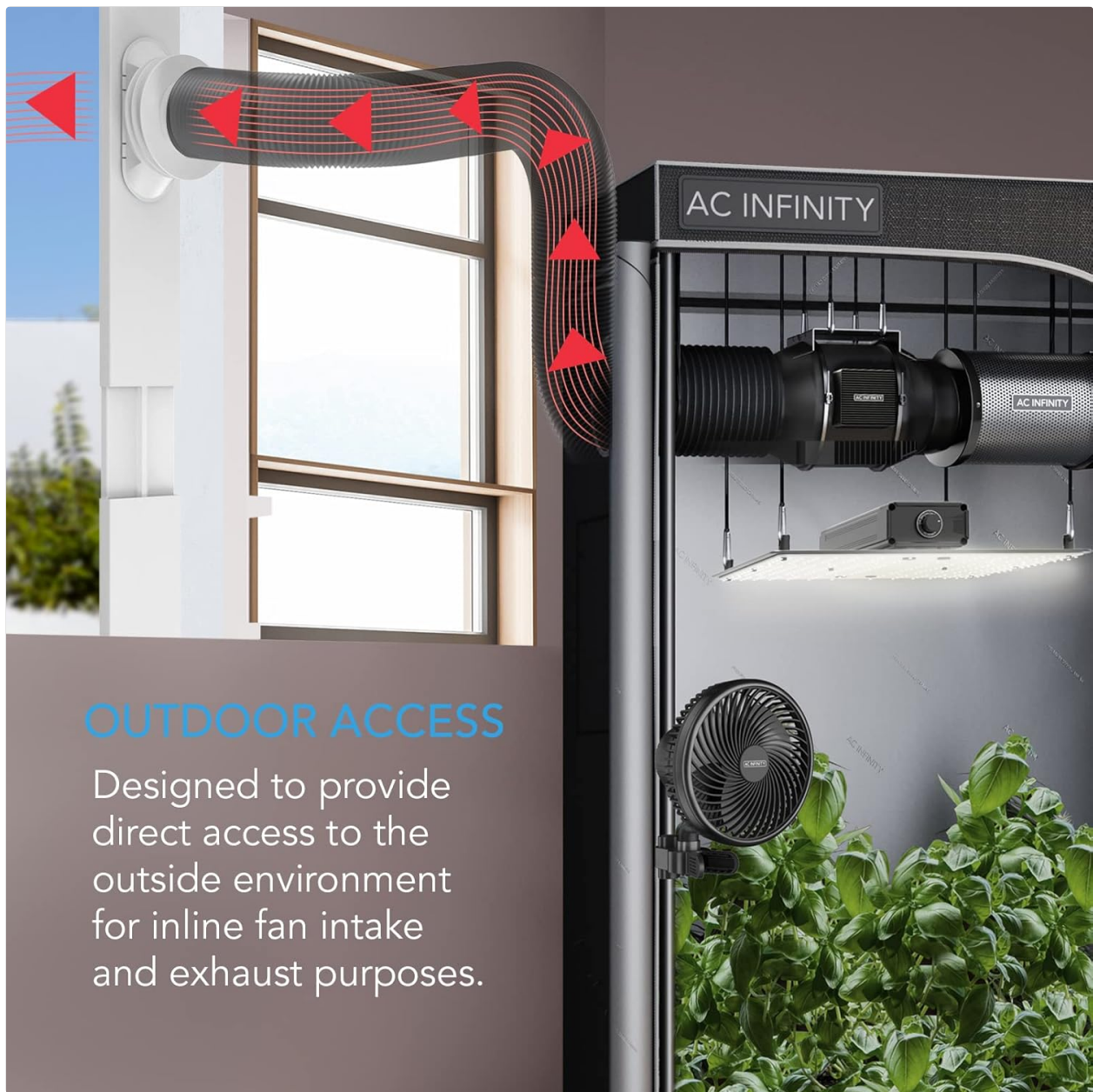
Image: This image demonstrates the connection process for both 4/6 inch ducting and 5.1/5.9 inch HVAC hosing to the kit's base coupler.

### Operating Instructions

The AC Infinity Window Duct Kit functions as a passive port for air exchange. Its operation is dependent on the connected ventilation device (e.g., inline fan, air conditioner, dryer).

- **Exhaust Function:** When connected to an exhaust fan or dryer, the kit facilitates the removal of stale air, odors, or hot air from an indoor space to the outside environment.
- **Intake Function:** When connected to an intake fan, the kit allows for the drawing of fresh outside air into an indoor space.

Ensure that the connected device is operated according to its own instruction manual. The window duct kit provides the physical interface for air transfer.



## OUTDOOR ACCESS

Designed to provide direct access to the outside environment for inline fan intake and exhaust purposes.

Image: This illustration shows the window duct kit providing outdoor access for an inline fan, facilitating air exhaust from a grow tent.





Image: A practical setup showing ducting from a grow tent routed through the window duct kit.

## Maintenance

To ensure optimal performance and longevity of your AC Infinity Window Duct Kit, follow these simple maintenance guidelines:

- **Regular Cleaning:** Periodically wipe down the window panel and adapters with a damp cloth to remove dust and debris. Avoid abrasive cleaners.
- **Inspect Seals:** Regularly check the seal between the window panel and your window frame. Reapply weather stripping if necessary to maintain an airtight connection.
- **Check Connections:** Ensure that all ducting and hose connections to the adapters remain secure.
- **Seasonal Storage:** If removing the kit for seasonal storage, clean all components thoroughly and store them in a dry, protected area.

## Troubleshooting

If you encounter issues with your AC Infinity Window Duct Kit, consider the following common solutions:

- **Poor Seal/Air Leaks:**
  - Ensure the window panel is fully extended and tightly secured within the window frame.
  - Inspect for gaps around the panel and apply additional weather stripping or foam tape to improve the seal.
  - Verify that the ducting/hose is securely fastened to the adapter.
- **Ducting/Hose Not Fitting:**
  - Confirm you are using the correct adapter for your ducting (4-inch or 6-inch).
  - For AC hoses, ensure compatibility with 5.1" or counterclockwise 5.9" sizes.
- **Panel Not Fitting Window:**
  - Ensure the adjustable rail is fully extended or retracted to match your window dimensions.
  - The kit is designed for most standard windows and sliding doors; verify your window dimensions against the product specifications.

## Specifications

Model	AC-WVK5
Manufacturer	AC Infinity
Main Plate Length	16.9 inches (43.0 cm)
Main Plate Width	6.4 inches (16.3 cm)
Full Extension Length	Up to 61.0 inches (154.9 cm)
Ducting Compatibility	4 inch and 6 inch
Hosing Compatibility	5.1 inch and 5.9 inch (counterclockwise)
Item Weight	3.91 pounds
Product Dimensions	16.91 x 6.42 x 0.71 inches (unextended)

# SPECIFICATIONS

MODEL | AC-WVK5

MAIN PLATE LENGTH | 16.9"

MAIN PLATE WIDTH | 6.4"

EXT. PLATE RANGE | 26-61"

DUCTING RANGE | 4/6"

HOSING RANGE | 5.1/5.9"

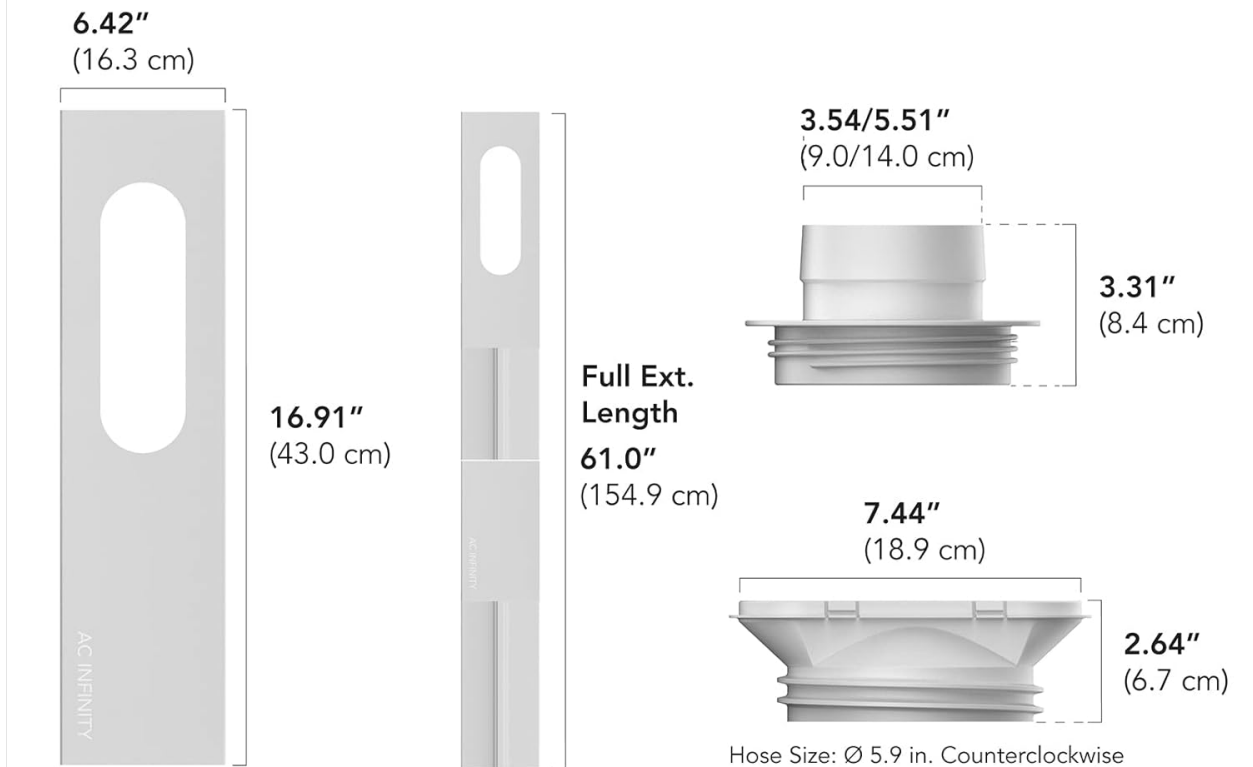


Image: This image provides detailed measurements for the window panel and duct adapters, including their dimensions and extension range.

## Warranty and Support







For warranty information or technical support regarding your AC Infinity Window Duct Kit, please refer to the official AC Infinity website or contact their customer service directly. Keep your purchase receipt for warranty claims.

### AC Infinity Contact Information:

Website: [www.acinfinity.com](http://www.acinfinity.com)

(Please check the website for the most current contact details and support options.)



	<p><a href="#">AC Infinity Window Duct Kit User Manual - Universal Vent System</a></p> <p>User manual for the AC Infinity Window Duct Kit, a universal vent system designed for HVAC and grow setups. Provides installation instructions, product features, contents, warranty information, and safety guidelines.</p>
	<p><a href="#">AC Infinity Window Duct Kit: Universal Vent System User Manual and Installation Guide</a></p> <p>User manual for the AC Infinity Window Duct Kit, a universal vent system designed for HVAC, grow tents, and other ventilation needs. This guide provides detailed installation instructions, key features, product contents, safety warnings, warranty information, and details on other AC Infinity products.</p>
	<p><a href="#">AC Infinity RAXIAL Inline Booster Fan User Manual</a></p> <p>User manual for the AC Infinity RAXIAL Inline Booster Fan, detailing installation, features, programming, and warranty information for models S4, S6, and S8.</p>
	<p><a href="#">AC Infinity Cloudline Air Filtration System User Manual</a></p> <p>Comprehensive user manual for the AC Infinity Cloudline Air Filtration System, detailing installation, features, programming, and troubleshooting for models like AC-FKS4 and AC-FKT8.</p>
	<p><a href="#">AC Infinity SUNCORE Seedling Heating Mat User Manual</a></p> <p>Comprehensive user manual for the AC Infinity SUNCORE Seedling Heating Mat, covering installation, features, programming, starter guides, and troubleshooting for optimal plant germination and rooting.</p>
	<p><a href="#">AC Infinity CO2 Controller Environmental Monitor User Manual</a></p> <p>Comprehensive user manual for the AC Infinity CO2 Controller Environmental Monitor (Model AC-CTC7), detailing setup, programming, features, settings, and warranty information.</p>

Documents - AC Infinity – AC-WVK5



[AC Infinity Window Duct Kit: Universal Vent System User Manual and Installation Guide](#)

User manual for the AC Infinity Window Duct Kit, a universal vent system designed for HVAC, grow tents, and other ventilation needs. This guide provides detailed installation instructions, key features, product contents, safety warnings, warranty information, and details on other AC Infinity products.

lang:en score:31 filesize: 158.3 K page\_count: 16 document date: 2022-11-15



### [AC Infinity Window Duct Kit User Manual - Universal Vent System](#)

User manual for the AC Infinity Window Duct Kit, a universal vent system designed for HVAC and grow setups. Provides installation instructions, product features, contents, warranty information, and safety guidelines.

lang:en **score:31** filesize: 158.3 K page\_count: 16 document date: 2022-11-15