

[Manuals.plus](#) /

> [Andis](#) /

> Andis 38335 Professional Heat Ceramic Press Comb User Manual

Andis 38335

Andis Professional Heat Ceramic Press Comb User Manual

Model: 38335



Image: Andis Professional Heat Ceramic Press Comb, showcasing its gold ceramic comb and black handle.

PRODUCT OVERVIEW

The Andis Professional Heat Ceramic Press Comb is designed to provide a smooth and sleek look for various hair types, including coarse hair, wigs, weaves, and synthetic hair. This comb features rapid heating, adjustable temperature settings, and safety features for convenient and effective styling.

SAFETY INFORMATION

Important Safety Precautions:

- Keep the device away from water and flammable materials to prevent hazards.
- Avoid direct contact of the heated comb with skin to prevent burns.
- Always unplug the device when it is not in use or before cleaning.
- This product complies with all regulatory requirements for hair iron products.

KEY FEATURES

- **Ceramic Heat Comb:** Ceramic-coated combs ensure uniform heat distribution, reducing thermal damage and promoting smoother, healthier hair.
- **Fast Heating:** Heats up in 30 seconds, minimizing waiting time.
- **Adjustable Heat Settings:** Features 20 variable heat settings to suit all hair types.
- **Auto Shut-Off:** Automatically powers off after 30 minutes of inactivity for enhanced safety.
- **Dual Voltage:** Operates on 120/240 volts and 50/60 hertz, suitable for international travel.
- **Swivel Cord:** A 360° swivel cord prevents tangles during use.
- **Ergonomic Design:** Sturdy grip handle and lightweight design reduce wrist fatigue during extended use.

SETUP

1. Unpack the Andis Professional Heat Ceramic Press Comb and ensure all components are present and undamaged.
2. Place the comb on a heat-resistant surface before plugging it into an electrical outlet.
3. Verify that the voltage of your outlet matches the comb's dual voltage capability (120/240V).




Image: The Andis Press Comb showing its power cord and control buttons.

OPERATING INSTRUCTIONS

1. Plug the comb into a suitable electrical outlet.
2. Turn on the comb using the power switch.
3. Select your desired heat setting from the 20 available options. Lower settings are recommended for fine or damaged hair, while higher settings are suitable for coarse or resistant hair.
4. Allow approximately 30 seconds for the comb to reach the selected temperature.
5. Gently press the heated comb through sections of your hair, beard, wig, or other hair types, starting from the roots and moving towards the ends.
6. Repeat as necessary until the desired smoothness and sleekness are achieved.
7. After use, turn off the comb and unplug it from the outlet. The auto shut-off feature will activate after 30 minutes of inactivity for added safety.



Image: A woman using the Andis Press Comb to straighten her hair, demonstrating its application.




Image: A woman styling her hair with the Andis Press Comb while looking into a mirror.

MAINTENANCE

Proper maintenance ensures the longevity and optimal performance of your Andis Press Comb.

- Always ensure the comb is unplugged and completely cool before cleaning.
- Wipe the ceramic comb and handle with a soft, damp cloth to remove any hair product residue. Do not use abrasive cleaners or immerse the comb in water.
- Store the comb in a dry, safe place, away from moisture and direct sunlight.
- Regularly check the power cord for any signs of damage. If the cord is damaged, discontinue use and contact customer support.

TROUBLESHOOTING

Problem	Possible Cause	Solution
Comb does not heat up.	Not plugged in correctly, power outlet issue, or device malfunction.	Ensure the comb is securely plugged into a working outlet. Check if the power switch is ON. If issues persist, contact customer support.
Comb heats up slowly.	Insufficient warm-up time or low heat setting selected.	Allow the full 30 seconds for heating. Increase the heat setting if needed for your hair type.
Hair is not straightening effectively.	Heat setting too low, sections of hair too large, or comb not clean.	Increase the heat setting. Work with smaller sections of hair. Clean the comb to remove residue.

Problem	Possible Cause	Solution
Comb automatically shuts off during use.	Auto shut-off feature activated due to inactivity.	This is a safety feature. If you need to continue styling, simply turn the comb back on.

SPECIFICATIONS

Model Number	38335
Product Dimensions	10.5 x 1 x 1.5 inches (Comb); 12 x 2 x 2 inches; 14.4 ounces (Packaging)
Material	Ceramic, Metal, Plastic
Color	Ceramic Gold
Heat-Up Time	30 seconds
Heat Settings	20 adjustable settings
Auto Shut-Off	30 minutes of inactivity
Voltage	Dual Voltage (120/240V, 50/60Hz)
Manufacturer	Andis
UPC	040102383359




Image: A detailed view of the ceramic gold teeth of the Andis Press Comb.

WARRANTY AND SUPPORT

For detailed warranty information, product registration, or technical support, please visit the official Andis website or contact their customer service department.

You can find more information and contact details at: [Andis Official Store](#)

