

## OttLite CSN8500C-SHPR

# OttLite Extended Reach LED Desk Lamp User Manual

Model: CSN8500C-SHPR

## INTRODUCTION

---

Thank you for choosing the OttLite Extended Reach LED Desk Lamp. This lamp features proprietary OttLite ClearSun LED technology, designed to reduce eyestrain by 51% and provide smooth, uniform light with a Color Rendering Index (CRI) of 95+. Its sleek, minimalist design and flexible neck make it ideal for various tasks, from reading and studying to crafting and detailed work.



Figure 1: The OttLite Extended Reach LED Desk Lamp, showcasing its modern design and flexible arm.

## SAFETY INFORMATION

---

Please read all instructions carefully before using the lamp. Keep this manual for future reference.

- Ensure the lamp is placed on a stable, flat surface to prevent tipping.
- Do not expose the lamp to water or excessive moisture.
- Use only the provided power adapter.

- Do not attempt to disassemble or repair the lamp. Refer to qualified service personnel.
- Keep out of reach of children.
- Avoid direct eye exposure to the LED light for prolonged periods.

## PACKAGE CONTENTS

- OttLite Extended Reach LED Desk Lamp (1)
- Power Adapter (1)
- User Manual (this document)

## SETUP

The OttLite Extended Reach LED Desk Lamp comes fully assembled. Follow these simple steps to set up your lamp:

1. Carefully remove the lamp and its components from the packaging.
2. Place the lamp on a desired flat and stable surface.
3. Connect the power adapter to the lamp's power input port, typically located at the back of the base.
4. Plug the power adapter into a standard electrical outlet.



Figure 2: Overview of lamp features, including the sturdy base and flexible neck for optimal positioning.

## OPERATING INSTRUCTIONS

The OttLite Extended Reach LED Desk Lamp features touch-activated controls for easy operation.

### Power On/Off and Brightness Adjustment:

The lamp has three brightness levels. To cycle through the brightness settings and turn the lamp on/off, gently touch the circular power icon located on the lamp shade.

1. **First Touch:** Turns the lamp ON to the lowest brightness setting.
2. **Second Touch:** Increases brightness to the medium setting.
3. **Third Touch:** Increases brightness to the highest setting.
4. **Fourth Touch:** Turns the lamp OFF.



Figure 3: The touch-activated power icon on the lamp shade for controlling brightness.






Figure 4: Visual representation of the three distinct brightness levels provided by the lamp.

### **Adjusting the Lamp Position:**

The lamp features a flexible neck, allowing you to easily direct the illumination precisely where needed. Gently bend the neck to achieve your desired angle and height.



Figure 5: The lamp's flexible neck allows for versatile positioning to illuminate your workspace effectively.

## MAINTENANCE

To ensure the longevity and optimal performance of your OttLite lamp, follow these maintenance guidelines:

- **Cleaning:** Disconnect the power before cleaning. Use a soft, damp cloth to wipe the lamp's surfaces. Avoid abrasive cleaners or solvents that may damage the finish.
- **Bulb Replacement:** The LED light source in this lamp is integrated and not user-replaceable. If the LEDs stop functioning, the entire lamp unit may need to be replaced.
- **Storage:** If storing the lamp for an extended period, unplug it and store it in a cool, dry place away from direct sunlight.

## TROUBLESHOOTING

If you encounter issues with your OttLite Extended Reach LED Desk Lamp, refer to the following common problems and solutions:

| Problem                        | Possible Cause                                      | Solution  |
|--------------------------------|---|---|
| Lamp does not turn on.         | Not plugged in; power outlet issue; faulty adapter. | Ensure the power adapter is securely plugged into both the lamp and a working electrical outlet. Test the outlet with another device. |
| Light flickers or is dim.      | Loose connection; power fluctuation.                | Check all connections. Try plugging the lamp into a different outlet.   |
| Touch control is unresponsive. | Dust/debris on sensor; temporary electronic glitch. | Wipe the touch sensor area with a clean, dry cloth. Unplug the lamp for 30 seconds and then plug it back in to reset.                 |

If the problem persists after trying these solutions, please contact OttLite customer support.

## SPECIFICATIONS

| Feature                     | Detail                    |
|-----------------------------|---------------------------|
| Brand                       | OttLite                   |
| Model Number                | CSN8500C-SHPR             |
| Lamp Type                   | Desk Lamp                 |
| Light Source Type           | LED (ClearSun Technology) |
| Brightness                  | 383 Lumens                |
| Color Temperature           | 5000 Kelvin               |
| Color Rendering Index (CRI) | 95+                       |
| Power Source                | Corded Electric           |
| Wattage                     | 6.3 watts                 |
| Voltage                     | 120 Volts                 |






| Feature                        | Detail                          |
|--------------------------------|---------------------------------|
| Product Dimensions (D x W x H) | 10.5"D x 6.75"W x 27"H          |
| Item Weight                    | 1.75 Pounds                     |
| Base Material                  | Acrylonitrile Butadiene Styrene |
| Shade Material                 | Acrylonitrile Butadiene Styrene |
| Switch Type                    | Touch                           |
| Included Components            | Adapter                         |


## WARRANTY AND SUPPORT

OttLite products are designed for quality and durability. For specific warranty information and customer support, please refer to the warranty card included with your product or visit the official OttLite website. You can also contact their customer service for assistance with any product-related inquiries or issues.

**Online Support:** [www.ottlite.com/support](http://www.ottlite.com/support)

## Related Documents - CSN8500C-SHPR

|   |   |
|---|---|
|  | <p><a href="#">OttLite Extended Reach LED Desk Lamp: Setup, Operation, and Safety Guide</a></p> <p>Comprehensive instructions and safety guidelines for the OttLite Extended Reach LED Desk Lamp, including assembly, operation, and FCC compliance information. Learn how to set up and use your lamp safely.</p>                        |
|  | <p><a href="#">OttLite Creative Curves LED Desk Lamp User Manual and Safety Information</a></p> <p>User manual and safety guide for the OttLite Creative Curves LED Desk Lamp, covering assembly, operation, safety warnings, FCC compliance, and AC/DC adapter specifications. Includes model numbers CSA30WGC, CSA30WTC, and more.</p>  |
|  | <p><a href="#">OttLite 13W Magnifier Task Lamp: Assembly, Use, and Safety Instructions</a></p> <p>Learn how to assemble, use, and maintain your OttLite 13W Magnifier Task Lamp. This guide includes important safety instructions, tube replacement steps, and FCC compliance information for models like OTL13MAGWT and OTL13MAGTU.</p> |
|  | <p><a href="#">OttLite Flexible Soft Touch LED Desk Lamp - User Manual and Instructions</a></p> <p>Comprehensive guide for the OttLite Flexible Soft Touch LED Desk Lamp, including setup, operation, safety warnings, and FCC compliance information. Features model numbers and specifications.</p>                                     |
|  | <p><a href="#">OttLite Slimline LED Desk Lamp: User Manual and Setup Guide</a></p> <p>Get detailed setup instructions, operation guidance, safety warnings, and FCC compliance information for the OttLite Slimline LED Desk Lamp (models CS33600C, CS336G5C). Learn how to adjust brightness and color temperature.</p>                  |



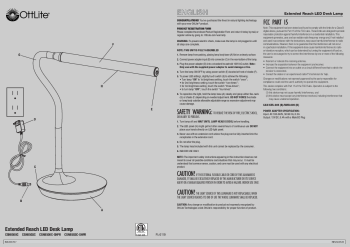
### [OttLite Recharge LED Desk Lamp User Manual and Setup Guide](#)

Comprehensive user manual for OttLite Recharge LED Desk Lamp models CS59G59, CS59G5W, CS5900W, CS59G59-SHPR, CS59089-SHPR. Includes setup instructions, operation details, safety warnings, battery information, and FCC compliance.

Documents - OttLite – CSN8500C-SHPR

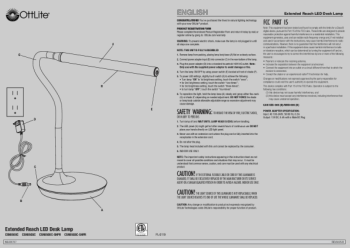
[\[pdf\]](#) Instructions Warranty Test Report

576 CSN8500C CSN85G5C SHPR Extended Reach LED Desk Lamp PL 0119 Instructions OttLite pbwx1145 CSN85C SHPR576 Clip On pbwx1135 15900CottLite SHPROttLite 15900C576 csn8500c csn85g5c shpr extended reach led desk lamp pl instructions576 instructionssecure img1 ag wfcdn dm document a6f357c7 e44c 40e7 8361 9a29f6e76418 instructions |||  
G D F H C B A Extended Reach LED Desk Lamp CSN8500C CSN85G5C  
**CSN8500C-SHPR** CSN85G5C-SHPR INS220707 ENGLISH Extended Reach LED Desk Lamp CONGRATULATIONS You ve purchased the finest in natural lighting technology with your new OttLite product. FCC PART 15 PRODUCT REGISTRATION FORM Please compl...  
lang:en score:47 filesize: 124.27 K page\_count: 1 document date: 2022-04-25



[OttLite Extended Reach LED Desk Lamp: Setup, Operation, and Safety Guide](#)

Comprehensive instructions and safety guidelines for the OttLite Extended Reach LED Desk Lamp, including assembly, operation, and FCC compliance information. Learn how to set up and use your lamp safely.  
lang:en score:46 filesize: 124.27 K page\_count: 1 document date: 2022-04-25



[\[pdf\]](#) User Manual Warranty Test Report

User Manual OttLite Extended Reach LED Desk Lamp Bulb Flexible Neck ClearSun Touch activated Adjustable Brightness Glare free Light Mountab Technology Dominion Office Products 1081734008 content etilize |||  
G D F H C B A Extended Reach LED Desk Lamp CSN8500C CSN85G5C  
**CSN8500C-SHPR** CSN85G5C-SHPR INS220707 ENGLISH Extended Reach LED Desk Lamp CONGRATULATIONS You ve purchased the finest in natural lighting technology with your new OttLite product. FCC PART 15 PRODUCT REGISTRATION FORM Please compl...  
lang:en score:42 filesize: 126.09 K page\_count: 1 document date: 2024-05-21

