



[Manuals.plus](#) /

› [Samsung](#) /

› Samsung Galaxy S23 Ultra 5G User Manual

Samsung SM-S918B/DS

Samsung Galaxy S23 Ultra 5G User Manual

Model: SM-S918B/DS

1. INTRODUCTION

This manual provides essential information for the safe and efficient use of your Samsung Galaxy S23 Ultra 5G smartphone. Please read this guide thoroughly before operating your device to ensure optimal performance and longevity.

The Samsung Galaxy S23 Ultra 5G is a high-performance smartphone featuring a 200MP camera, a powerful Qualcomm Snapdragon 8 Gen 2 processor, and a large 5000mAh battery. It is designed for advanced mobile communication, photography, and productivity.



Figure 1.1: Samsung Galaxy S23 Ultra 5G (Cream) with S Pen. This image displays the front and back of the device, highlighting its sleek design and the included S Pen stylus.



Figure 1.2: Samsung Galaxy S23 Ultra 5G available in various colors. This image showcases the different color options for the device, including black, cream, lavender, and green.

2. GETTING STARTED (SETUP)

2.1 Package Contents

Ensure all items are present in the product packaging:

- Samsung Galaxy S23 Ultra 5G device
- S Pen
- USB-C Cable
- SIM Ejection Pin
- Quick Start Guide (this manual serves as a comprehensive guide)

Note: A power adapter is not included in the box and must be purchased separately.

2.2 Inserting the SIM Card

1. Locate the SIM card tray on the bottom edge of the device.
2. Insert the SIM ejection pin into the small hole next to the tray to open it.
3. Place your Nano-SIM card(s) into the tray with the gold contacts facing down. The device supports dual SIM functionality.
4. Gently push the tray back into the slot until it clicks into place.

2.3 Initial Power On and Setup

1. Press and hold the Power/Side key until the Samsung logo appears.
2. Follow the on-screen prompts to select your language, connect to a Wi-Fi network, and set up your Google account.
3. Transfer data from your previous device using Samsung Smart Switch if desired.

4. Set up security features such as fingerprint recognition or facial recognition.

3. OPERATING YOUR DEVICE

3.1 Display and Navigation

The Galaxy S23 Ultra features a 6.8-inch QHD+ Dynamic AMOLED 2X display with a 120Hz refresh rate, providing a smooth and vibrant visual experience. Navigation is primarily via touchscreen gestures and the S Pen.



The measurement of the device is given in millimeters.

Figure 3.1: Device dimensions. The image illustrates the physical dimensions of the Samsung Galaxy S23 Ultra 5G, including its screen size of 6.8 inches.

3.2 Camera Features

The device is equipped with a 200MP main camera, offering high-resolution photography with multi-directional PDAF and laser AF for crisp images and videos. Additional camera features include:

- **Nightography:** Enhanced low-light photography capabilities.
- **8K Video Recording:** Capture ultra-high-definition videos.
- **Pro Mode:** Manual control over camera settings.



Figure 3.2: Night photography capabilities. This image demonstrates the device's ability to capture high-quality photos even in low-light conditions.

3.3 S Pen Functionality

The integrated S Pen allows for precise input, note-taking, drawing, and remote control functions. To use the S Pen:

- Remove the S Pen from its slot at the bottom of the device.
- Air Command menu will appear, providing quick access to S Pen features.

- Use the S Pen for writing, drawing, or navigating the interface.

3.4 Performance and Connectivity

Powered by the Qualcomm Snapdragon 8 Gen 2, the device offers fast and efficient performance for demanding applications and gaming. It supports 2G, 3G, 4G, and 5G cellular technologies, along with Wi-Fi and Bluetooth connectivity.



عصر جديد لعالم الألعاب

The quest for epic mobile gaming is over

WRECKFEST
DRIVE HARD. DIE LAST.

Wreckfest ©2022 THQ Nordic AB, Sweden. Wreckfest is a registered trademark of THQ Nordic AB, Sweden. All rights reserved. All other trademarks, logos, and copyrights are property of their respective owners. Available for purchase in Samsung Galaxy Store and other app stores in select countries. Snapdragon is a product of Qualcomm Technologies, Inc. and/or its subsidiaries.

Snapdragon
8 Gen 2
FOR GALAXY

Figure 3.3: Enhanced gaming experience. This image highlights the device's powerful processor and display, optimized for mobile gaming.



Figure 3.4: Ecosystem integration. The image shows the Samsung Galaxy S23 Ultra 5G alongside Galaxy Buds and a Galaxy Watch, demonstrating seamless connectivity within the Samsung ecosystem.

4. ADVANCED FEATURES

4.1 Circle to Search

This feature allows you to quickly search for information about objects or text on your screen by simply circling them. Press and hold the home button or navigation bar, then draw a circle around the item you wish to search.

CIRCLE TO SEARCH

ارسم دائرة حول أي جزء في الصورة، ابحث عنه، واحصل على النتائج

Circle it, find it. Just like that



**Tornado
Potato**

Spiral-cut and deep-fried to crisp perfection, it is a visually striking and delicious snack. Even though



*يتم عرض الصور لأغراض التوضيح فقط، وقد تختلف واجهة المستخدم الفعلية.
*Image simulated for illustrative purposes. Actual UI may be different.

Circle to Search
with Google

Figure 4.1: Circle to Search functionality. This image illustrates how users can circle an object on their screen to initiate a search, providing instant information.

4.2 Live Translate

Utilize Live Translate for real-time translation during phone calls. This feature helps bridge language barriers by translating conversations as they happen.

LIVE TRANSLATE

الطريقة الأسهل للتواصل

The easiest way to communicate

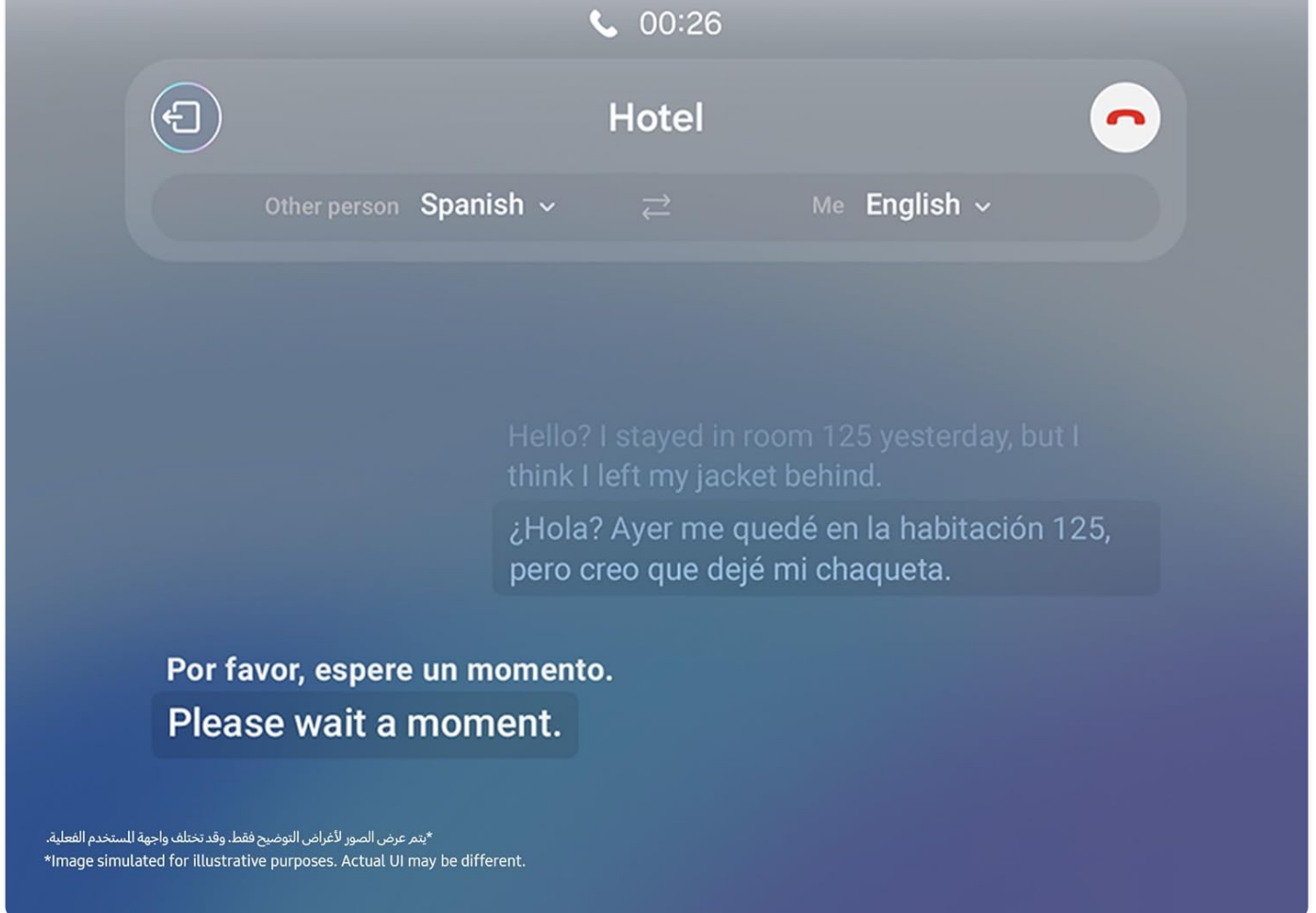


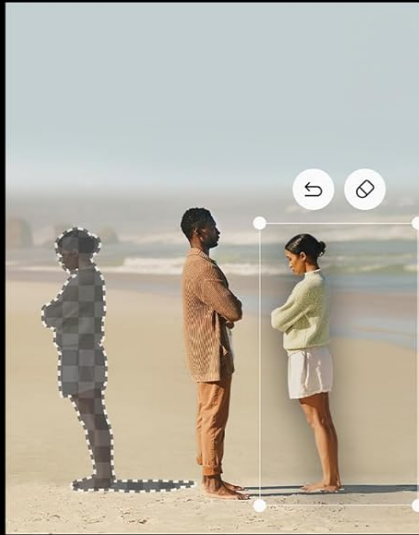
Figure 4.2: Live Translate in action. The image shows a phone call interface with real-time translation of spoken language, facilitating communication across different languages.

4.3 Photo Assist

Photo Assist provides advanced editing capabilities, allowing you to resize, retouch, and enhance your photos with ease. This includes intelligent object removal and generative fill features.

PHOTO ASSIST

اضبط حجم الصورة وحسن جودتها بسهولة
Resize it, retouch it. Just like that



Touch and hold your selections to move or delete them.

0.0



Generate

Done



*يتم عرض الصور لأغراض التوضيح فقط، وقد تختلف واجهة المستخدم الفعلية.
*Image simulated for illustrative purposes. Actual UI may be different.

Figure 4.3: Photo Assist editing tools. This image demonstrates the photo editing capabilities, including resizing and retouching, to improve image quality.

4.4 Interpreter

The Interpreter feature offers on-the-go translation for spoken conversations, displaying translated text on the screen. This is useful for face-to-face interactions in different languages.

INTERPRETER

يمكنك الآن ترجمة محادثاتك على الفور

Your conversations, now interpreted on-the-go

 **Hola, hay un restaurante famoso al otro lado.**



Spanish
español



Hello, there's a famous restaurant on the other side.



English



*يتم عرض الصور لأغراض التوضيح فقط، وقد تختلف واجهة المستخدم الفعلية.

*Image simulated for illustrative purposes. Actual UI may be different.

Figure 4.4: Interpreter for real-time conversation translation. The image shows a split-screen interface translating spoken dialogue between two languages, enabling seamless communication.

5. CARE AND MAINTENANCE

5.1 Battery Care

The device is equipped with a 5000mAh Li-Ion battery. To maximize battery life:

- Avoid extreme temperatures.
- Use only Samsung-approved chargers and cables.
- Avoid fully discharging the battery frequently.
- Enable power-saving modes when not in heavy use.

5.2 Water Resistance

The Samsung Galaxy S23 Ultra 5G features a water-resistant design, capable of withstanding splashes and accidental spills. However, it is not waterproof. Avoid submerging the device in water or exposing it to high-pressure water jets. If the device gets wet, dry it thoroughly before charging.

5.3 Cleaning Your Device

To clean your device, use a soft, lint-free cloth. Avoid using abrasive materials, alcohol, or chemical cleaners, as these can damage the screen and finish.

5.4 Eco-Friendly Design

The Galaxy S23 Ultra incorporates recycled materials in its construction, reflecting a commitment to environmental sustainability. This includes recycled PET, ocean-bound plastic, and recycled glass.

تصميم يعكس حرصنا على كوكبنا

Designed with the planet in mind

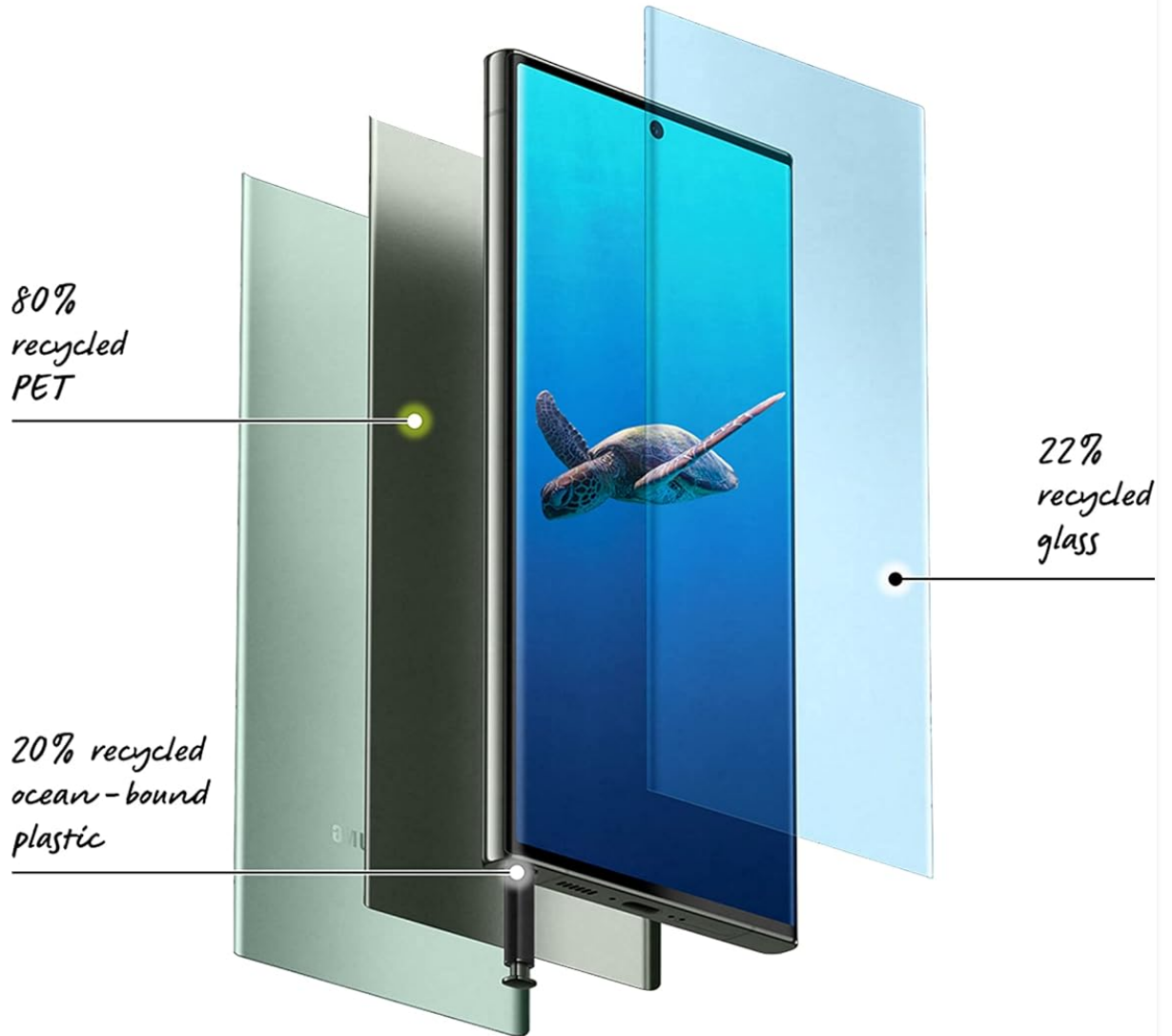


Image simulated. S Pen included in Galaxy S23 Ultra only. The back glass deco film contains a minimum of 80% recycled content. The front and back glass contains an average of 22% recycled content. The S-Pen inner cover located within the S-Pen slot contains a minimum of 20% ocean-bound polyamide (PA). The above measurements are based on weight.

Figure 5.1: Sustainable design elements. This image illustrates the use of recycled materials, such as PET, ocean-bound plastic, and glass, in the construction of the device.

6. TROUBLESHOOTING

This section addresses common issues you might encounter with your Samsung Galaxy S23 Ultra 5G.

6.1 Device Not Powering On

- Ensure the battery is charged. Connect the device to a charger for at least 10 minutes.
- Press and hold the Power/Side key and Volume Down key simultaneously for about 7 seconds to force restart the device.

6.2 Connectivity Issues (Wi-Fi/Cellular)

- **Wi-Fi:** Turn Wi-Fi off and on again. Restart your router. Forget the network and reconnect.
- **Cellular (5G/4G):** Ensure your SIM card is properly inserted. Check your network settings (Settings > Connections > Mobile networks). Contact your carrier to confirm service availability in your area.
- *Note on Wi-Fi Calling for International Models: Some international models (e.g., SM-S918B/DS) may not support Wi-Fi calling functionality with all carriers, particularly in certain regions. This is dependent on carrier support and device firmware.*

6.3 Apps Crashing or Freezing

- Close and reopen the app.
- Clear the app's cache (Settings > Apps > [App Name] > Storage > Clear cache).
- Update the app to the latest version from the Google Play Store.
- Restart your device.

6.4 S Pen Not Responding

- Ensure the S Pen is fully charged by inserting it into its slot on the device.
- Check S Pen settings (Settings > Advanced features > S Pen).
- Restart your device.

7. TECHNICAL SPECIFICATIONS

Feature	Specification
Model Name	Galaxy S23 Ultra 5G (SM-S918B/DS)
Display	6.8 Inches, 1444 x 3088 Resolution (QHD+ Dynamic AMOLED 2X)
Operating System	Android 13.0
Processor	Qualcomm Snapdragon 8 Gen 2
RAM	12 GB
Internal Storage	256 GB (UFS3.1)
Rear Camera	200 MP (Main) + Multi-directional PDAF, Laser AF
Front Camera	(Information not explicitly provided, but typically high-res)
Battery Capacity	5000 Milliamp Hours (Li-Ion)
Dimensions (L x W x H)	6.8 x 3 x 0.4 inches (163.4 x 78.1 x 8.9 mm)
Item Weight	10 ounces (283 Grams)
Wireless Technologies	Cellular (2G, 3G, 4G, 5G), Wi-Fi, Bluetooth
Human Interface Input	Touchscreen, S Pen
Color	Cream (for this specific variant)
First Available Date	February 15, 2023

8. WARRANTY AND SUPPORT

8.1 Manufacturer Warranty

For detailed warranty information, please refer to the warranty card included with your device or visit the official Samsung support website. Warranty terms and conditions may vary by region.

8.2 Return Policy

This product typically has a 30-day return policy for refund or replacement, subject to the retailer's terms and conditions.

8.3 Customer Support

For technical assistance, troubleshooting, or service inquiries, please contact Samsung customer support. You can find contact information on the official Samsung website or through the Samsung Members app on your device.

Official Samsung Store: [Visit the Samsung Store on Amazon](#)