

## Tecno SC01 - Black

# Tecno Sonic 1 TWS Earbuds User Manual

Model: SC01 - Black | Brand: Tecno

## INTRODUCTION

The Tecno Sonic 1 TWS Earbuds are designed to provide a superior audio experience with extended battery life and versatile wearing options. Featuring advanced call noise cancellation and a durable, water-resistant design, these earbuds are perfect for on-the-go use.

### Key Features:

- Up to 50 hours ultra-long battery life (with charging case)
- Free switching between in-ear and half in-ear wearing styles
- Effective call noise cancellation for clear communication
- Compact and lightweight design for easy portability
- Dual connection and synchronous fast pairing
- IPX5 water resistance for worry-free use

## SETUP GUIDE

### 1. Initial Charging

Before first use, fully charge the Tecno Sonic 1 earbuds and their charging case. Place both earbuds into the charging case and connect the case to a power source using the provided USB cable. The indicator lights on the case will show charging status.



Image: Tecno Sonic 1 TWS Earbuds resting inside their charging case, indicating readiness for charging or storage.

## 2. Pairing with a Device

1. Ensure the earbuds are in the charging case and the case lid is open.
2. On your device (smartphone, tablet, etc.), enable Bluetooth.
3. Select "Tecno Sonic 1" from the list of available Bluetooth devices.
4. Once connected, a voice prompt will confirm successful pairing.

*Note: The earbuds support dual connection, allowing them to be paired with two devices simultaneously.*

## OPERATING INSTRUCTIONS

### Wearing the Earbuds

The Tecno Sonic 1 earbuds offer flexible wearing options: in-ear and half in-ear. Choose the ear tips that provide the most comfortable and secure fit for optimal sound quality and noise cancellation.



Image: Individual Tecno Sonic 1 TWS Earbuds, highlighting their sleek design and showing the different ear tip options for in-ear and half in-ear fit.

Touch Controls

Action	Function
Single Tap (Left/Right)	Play/Pause Music, Answer/End Call
Double Tap (Right)	Next Track
Double Tap (Left)	Previous Track
Triple Tap (Left/Right)	Activate Voice Assistant
Long Press (2s, Left/Right)	Reject Call

MAINTENANCE

Cleaning

- Regularly clean the earbuds and charging case with a soft, dry, lint-free cloth.
- Remove ear tips and clean them with mild soap and water, then dry thoroughly before reattaching.
- Do not use abrasive cleaners or solvents.

Storage

When not in use, store the earbuds in their charging case to protect them from dust and damage, and to ensure they remain charged.

TROUBLESHOOTING

Common Issues and Solutions:

Earbuds not pairing or connecting:

- Ensure earbuds are charged.
- Turn off and on Bluetooth on your device.
- Forget "Tecno Sonic 1" from your device's Bluetooth list and try pairing again.
- Place earbuds back in the case, close the lid for 5 seconds, then open to reset.

No sound or low volume:

- Check volume levels on both earbuds and your connected device.
- Ensure earbuds are properly seated in your ears.
- Clean any debris from the earbud grilles.

Charging issues:

- Verify the charging cable and adapter are working correctly.
- Ensure charging contacts on earbuds and case are clean and dry.

SPECIFICATIONS

Feature	Detail
Brand	Tecno
Model Name	Sonic - 1
Item Model Number	SC01 - Black
Connectivity Technology	Wireless (Bluetooth)
Ear Placement	In Ear
Headphones Form Factor	In Ear
Noise Control	Sound Isolation (Call Noise Cancellation)
Impedance	3 Ohm
Headphone Jack	No Jack

Feature	Detail
Color	Black
Product Dimensions	7.5 x 5.2 x 2.7 cm
Item Weight	52 Grams
Batteries	1 Lithium Ion battery (included)
Water Resistance	IPX5

## WARRANTY AND SUPPORT






For warranty information and technical support, please refer to the documentation included with your purchase or visit the official Tecno website. Keep your proof of purchase for any warranty claims.


You can visit the [Tecno Store on Amazon](#) for more product information and support resources.



© 2024 Tecno. All rights reserved.

## Related Documents - SC01 - Black

	<p><a href="#">TECNO Sonic 1 Wireless Earbuds User Manual</a></p> <p>User manual for the TECNO Sonic 1 wireless earbuds (Model: SC01), covering product overview, features, charging, wearing instructions, connectivity, touch operations, and warranty information.</p>
	<p><a href="#">Руководство пользователя беспроводных наушников TECNO SC01 Sonic 1</a></p> <p>Полное руководство пользователя для беспроводных наушников TECNO SC01 Sonic 1. Включает информацию о комплектации, внешнем виде, технических характеристиках, подключении, управлении, зарядке, гарантии и эксплуатации.</p>
	<p><a href="#">TECNO True 1 Air TWS Earphones User Manual</a></p> <p>User manual for TECNO True 1 Air True Wireless Stereo (TWS) earphones, detailing features, setup, operation, controls, and compliance information.</p>
	<p><a href="#">TECNO Buds 4 BD04 True Wireless Earphones User Manual</a></p> <p>Comprehensive user manual for TECNO Buds 4 BD04 True Wireless Earphones, covering features like ANC, sound effects, quick connection, gesture controls, and regulatory information.</p>
	<p><a href="#">TECNO Sonic 1 Pro SC01P True Wireless Earbuds User Manual</a></p> <p>Comprehensive user manual for TECNO Sonic 1 Pro SC01P true wireless earbuds, covering package contents, product overview, features, operation, connectivity, safety, and warranty information.</p>



### [TECNO Gemini E GS1/ES1/GE1 True Wireless Earbuds User Manual](#)

User manual for TECNO Gemini E GS1/ES1/GE1 true wireless earbuds, covering packing list, pairing, power on/off, music and call controls, and FCC compliance information.