

Rainbow High 500407EUC

Rainbow High Color & Create Fashion DIY Doll Instruction Manual

Model: 500407EUC | Brand: Rainbow High

INTRODUCTION

The Rainbow High Color & Create Fashion DIY Doll offers a unique opportunity for creative expression. This doll comes with all-white fashions and hair, designed to be customized using the included washable markers. Users can color, design, wash, and repeat the process, allowing for endless creative possibilities.

WHAT'S INCLUDED

- 1 Rainbow High Fashion Doll (wearing white outfit)
- 6 Washable Rainbow Markers (Red, Orange, Yellow, Green, Blue, Purple)
- 1 Bonus White Top
- 1 Pair of Bonus White Shoes
- 1 White Scrunchie
- 1 Hair Comb



Image: The Rainbow High Color & Create Fashion DIY Doll as packaged, showing the doll in a white outfit, washable markers, and additional accessories.

SETUP

1. **Unpack Contents:** Carefully remove the doll, markers, and all accessories from the packaging.
2. **Prepare Doll:** The doll comes dressed in a white top and pants, with white hair. Additional white clothing items (top, shoes, scrunchie) are provided for more customization options.
3. **Prepare Markers:** Ensure the caps are securely on the markers when not in use to prevent drying.

OPERATING INSTRUCTIONS: COLORING & CUSTOMIZATION

Unleash your creativity by designing unique looks for your Rainbow High doll. The washable markers allow for endless design possibilities on the doll's hair and clothing.

1. **Choose Your Canvas:** Select an item to color – the doll's hair, her current outfit, the bonus top, shoes, or scrunchie. Ensure the item is clean and dry before coloring.
2. **Select Colors:** Use the six washable rainbow markers to add color. You can use single colors or combine them to create multi-colored designs.
3. **Design Freely:** Draw patterns, stripes, hearts, or any design you imagine directly onto the doll's white hair and fabric clothing. The markers are designed for easy application.
4. **Coloring Hair:** Apply markers directly to the doll's white hair strands to create colorful streaks or ombre effects.
5. **Coloring Accessories:** Customize the bonus shoes and scrunchie with the markers to match your doll's new look.



Image: A visual comparison of the doll in its original white outfit and hair, next to the same doll with customized colorful hair and clothing designs.



Image: A close-up view of a hand applying a blue washable marker to the doll's white hair, demonstrating the coloring process.



Image: A close-up view of a hand applying a pink washable marker to the doll's white pants, creating a heart pattern.

Your browser does not support the video tag.

Video: Official product video demonstrating the coloring and washing process for the Rainbow High Color & Create Fashion Dolls.

MAINTENANCE: RINSE & REPEAT

The unique feature of the Color & Create doll is its reusability. You can wash off the colors and start fresh

with new designs.

1. **Washing Clothes:** Remove the doll's clothing. Hand wash the fabric items (top, pants, scrunchie) with water and a mild soap. Gently rub the fabric to remove the marker colors.
2. **Washing Shoes:** The shoes can also be washed with water and mild soap.
3. **Washing Hair:** Rinse the doll's hair under running water. You may use a mild shampoo if needed. Gently comb through the hair with the included comb during rinsing to help remove all color.
4. **Drying:** Allow all items (clothing, shoes, and hair) to air dry completely before re-coloring.
5. **Important Note:** For best results and to prevent potential staining, do not leave marker color on the doll's hair or clothing for more than 24 hours.



Image: A visual guide illustrating the steps: 'Color It!', 'Design It!', 'Rinse & Repeat!' for the doll's hair and clothing.

TROUBLESHOOTING

- **Colors not appearing vibrant:** Ensure the doll's hair and clothing are completely dry before applying markers. Wet surfaces may dilute the color.
- **Colors not washing out completely:** Repeat the washing process using warm water and mild soap. For stubborn marks, gently rub the affected area. Avoid harsh chemicals.

- **Marker tips drying out:** Always replace marker caps securely after each use. If a tip dries, try dipping it in a small amount of water to reactivate the ink.

SPECIFICATIONS

Product Dimensions	10 x 3.2 x 12 inches
Item Weight	1.2 pounds
Item Model Number	500407EUC
Manufacturer Recommended Age	6 - 12 years
Manufacturer	MGA Entertainment
Release Date	July 12, 2023

SAFETY INFORMATION



- Recommended for ages 6-12 years.
- Adult supervision is recommended during play, especially when using markers and washing items.
- Keep markers away from eyes and mouth. In case of contact, rinse thoroughly with water.
- Small parts may be present; not suitable for children under 3 years due to choking hazard.



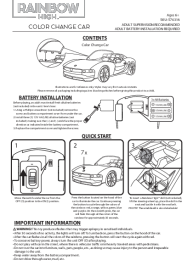

WARRANTY AND SUPPORT

For any questions regarding your Rainbow High Color & Create Fashion DIY Doll, please refer to the manufacturer's official website or contact their customer support. Specific warranty details and support contacts can typically be found on the product packaging or the MGA Entertainment website.

© 2023 Rainbow High. All rights reserved.

Related Documents - 500407EUC

	<p>Rainbow High Dream & Design Fashion Studio Playset Instructions</p> <p>Comprehensive guide for the Rainbow High Dream & Design Fashion Studio Playset, detailing contents, usage of the sketchbook, sewing machine, and design table, with important safety and care information.</p>
	<p>Rainbow High Townhouse Assembly Instructions</p> <p>Comprehensive assembly instructions for the Rainbow High 3-Story Townhouse Doll House, including safety warnings and wall mounting guidance.</p>

	<p>Rainbow High Hair Chalk Styling Instructions and Safety Guide</p> <p>Detailed instructions and safety information for using Rainbow High hair chalks with dolls and children's hair. Includes application steps, styling tips, and cleaning advice.</p>
	<p>Rainbow High World Tour Bus & Stage Playset - Assembly and Safety Guide</p> <p>Official guide for the Rainbow High World Tour Bus & Stage playset (SKU 583721). Includes assembly instructions, safety warnings, battery replacement, and product information from MGA Entertainment.</p>
	<p>Rainbow High Color Change Car: Setup, Operation, and Safety Guide</p> <p>Learn how to install batteries, operate the Rainbow High Color Change Car, and important safety information. Includes quick start guide and FCC compliance details.</p>
	<p>Rainbow High Salon Playset: Cleaning, Assembly, and Usage Instructions</p> <p>Comprehensive guide for the Rainbow High Salon playset, covering cleaning, assembly, contents, and how to use the color foam and glitter gel safely. Includes important warnings and information.</p>