



[Manuals.plus](#) /

› [Feandrea](#) /

› Feandrea Cat Tree Tower PCT261M01 Instruction Manual

Feandrea PCT261M01

Feandrea Cat Tree Tower PCT261M01 Instruction Manual

Model: PCT261M01

INTRODUCTION

Thank you for choosing the Feandrea Cat Tree Tower PCT261M01. This multi-level cat tree is designed to provide a comfortable and engaging environment for your feline companions, offering spaces for climbing, scratching, resting, and playing. Please read this manual carefully before assembly and use to ensure proper setup and safe operation.

feandrea
by SONGMICS HOME

Model: Juice
Weight: 7.7 lb (3.5 kg)
Age: 1 year

Model: Betty
Weight: 7.1 lb (3.2 kg)
Age: 1 year

Model: Snowball
Weight: 6.6 lb (3 kg)
Age: 1 year

Cat Playground

Climb. Sleep. Scratch. All for Happy Meows!

Image: The Feandrea Cat Tree Tower PCT261M01, showcasing its multi-level design with perches, a cave, and a hammock, used by cats in a home setting.

SAFETY INFORMATION

- **Anti-Tip Kit:** Always attach the cat tower to the wall using the included anti-tip kit to prevent accidental tipping, especially if your cats are active climbers or jumpers.
- **Pompom Safety:** If your cat begins to chew or ingest the pompoms or their elastic bands, remove them immediately and keep them out of reach to prevent choking hazards.
- **Inspect for Damage:** Regularly inspect the cat tree for any signs of wear or damage, particularly to the cat cave and scratching posts. Repair or replace damaged components before continued use to ensure your cat's safety.

- **Weight Limit:** The maximum static load capacity for the entire unit is 40 kg. It is ideal for up to 4 cats, with each cat weighing no more than 5 kg.
- **Indoor Use Only:** This product is designed for indoor use. Store it inside to protect materials from weather damage.



Image: Illustration demonstrating the importance of securing the cat tree to the wall with the anti-tip kit for stability.

PACKAGE CONTENTS

Before assembly, please ensure all the following components are present:

- 1 x Cat Tree (all structural components)
- 1 x Anti-Tip Kit (wall anchor, strap, screws)

- 1 x Accessory Kit (all necessary screws, bolts, and an Allen key)
- 1 x Instruction Manual (this document)

ASSEMBLY INSTRUCTIONS

Assembly of the Feandrea Cat Tree Tower PCT261M01 is designed to be straightforward. Follow the step-by-step diagrams provided in the included accessory kit. An Allen key is provided for all necessary fastenings.

1. **Unpack Components:** Carefully remove all parts from the packaging and lay them out on a clean, flat surface. Verify all components listed in the 'Package Contents' section are present.
2. **Assemble Base:** Begin by attaching the lowest scratching posts to the baseboard using the provided screws. Ensure they are tightened securely.
3. **Build Levels:** Progressively attach platforms, the cat cave, and additional scratching posts according to the numerical order in the diagram. Use the universal screws and Allen key to secure each connection point.
4. **Install Hammock and Perches:** Attach the soft hammock and the top perches as indicated in the instructions. Ensure the hammock is taut and the perches are stable.
5. **Attach Pompoms:** Securely attach the hanging pompoms to the designated areas.
6. **Secure to Wall:** Once the cat tree is fully assembled, position it in its desired location. Use the anti-tip kit to firmly secure the top of the cat tree to a wall stud or appropriate wall anchor. This step is crucial for stability and safety.

Multi-Level Fun

Both young and old cats can easily climb up and play



Image: A visual representation of the cat tree's multi-level design, indicating how cats can navigate between different platforms.

OPERATING INSTRUCTIONS (USAGE)

The Feandrea Cat Tree Tower PCT261M01 offers various features for your cat's enjoyment:

- **Climbing and Exploration:** The multi-level design with a climbing step allows cats of all ages, including elderly cats or those with mobility issues, to easily ascend and descend.
- **Scratching Posts:** The four sisal-wrapped scratching posts provide an appropriate outlet for your cat's natural scratching instincts, helping to protect your furniture.
- **Perches:** Two elevated perches offer ideal spots for cats to observe their surroundings or simply relax in

comfort.

- **Cat Cave:** A cozy, enclosed cave provides a secure hiding spot for rest and privacy. Its two-door design allows for easy entry and exit, and ample space for stretching.
- **Hammock:** The soft, comfortable hammock is perfect for curling up and napping.
- **Pompoms:** Two hanging pompoms with bells encourage playful batting and swatting, providing entertainment and stimulating hunting instincts.

Double Top Perches

Comfortable for cats to observe or sleep



Image: A cat enjoying a top perch.

Soft Hammock

Offers cloud-like comfort for your cat



Image: A cat resting in the soft hammock.



2-Door Cat Cave

- Easy entry and exit
- Roomy for stretching out





Image: A cat inside the spacious two-door cat cave.

Fun All Around

Explore, scratch, or play



Climbing Step



4 Scratching Posts



2 Pompoms

Image: Cats engaging with various features like scratching posts, climbing steps, and pompoms.

MAINTENANCE

To ensure the longevity and hygiene of your Feandrea Cat Tree Tower, follow these maintenance guidelines:

- **Cleaning:** Wipe clean with a dry or damp cloth. For deeper cleaning, a vacuum cleaner with a brush attachment can be used to remove pet hair and debris from the plush surfaces.
- **Avoid Harsh Cleaning:** Do not dry clean or hand wash the cat tree components, as this may damage the materials.
- **Regular Inspection:** Periodically check all screws and connections to ensure they remain tight. Re-tighten if necessary.
- **Damage Check:** Inspect sisal scratching posts for significant wear. While sisal is durable, heavily frayed

posts may need replacement to maintain effectiveness and prevent injury.



Image: Detail of a pom-pom toy, which should be monitored for wear.

TROUBLESHOOTING

- **Instability:** If the cat tree feels wobbly, ensure all screws are tightened. Verify that the anti-tip kit is correctly installed and secured to a stable wall surface.
- **Cat Not Using Tree:** Cats may need time to adjust to new furniture. Try placing familiar blankets or toys on the tree, or use catnip to encourage exploration. Ensure the tree is in a location your cat feels safe and comfortable.
- **Damaged Parts:** For any significantly damaged parts (e.g., broken platforms, heavily frayed sisal), contact customer support for replacement options. Do not attempt to use a damaged cat tree.

SPECIFICATIONS

Feature	Detail
Model	PCT261M01
Product Dimensions (L x W x H)	45 x 35 x 112 cm (17.7 x 13.8 x 44.1 inches)
Product Weight	8.8 kg (19.4 lbs)
Material	Chipboard, Plush Fabric, Sisal
Colour	Beige
Number of Levels	Multi-level (2 main platforms, plus cave and hammock)
Scratching Posts	4
Max. Static Load Capacity	40 kg (88 lbs)
Recommended Cat Quantity	Up to 4 cats (each \leq 5 kg / 11 lbs)
Included Components	Cat tree, anti-tip kit, accessory kit, instruction manual

Ideal Cat Weight: Up to 11 lb (5 kg)

Ideal Cat Quantity: Up to 4

Max. Area $\approx 3.2 \text{ ft}^2$ (0.3 m²)

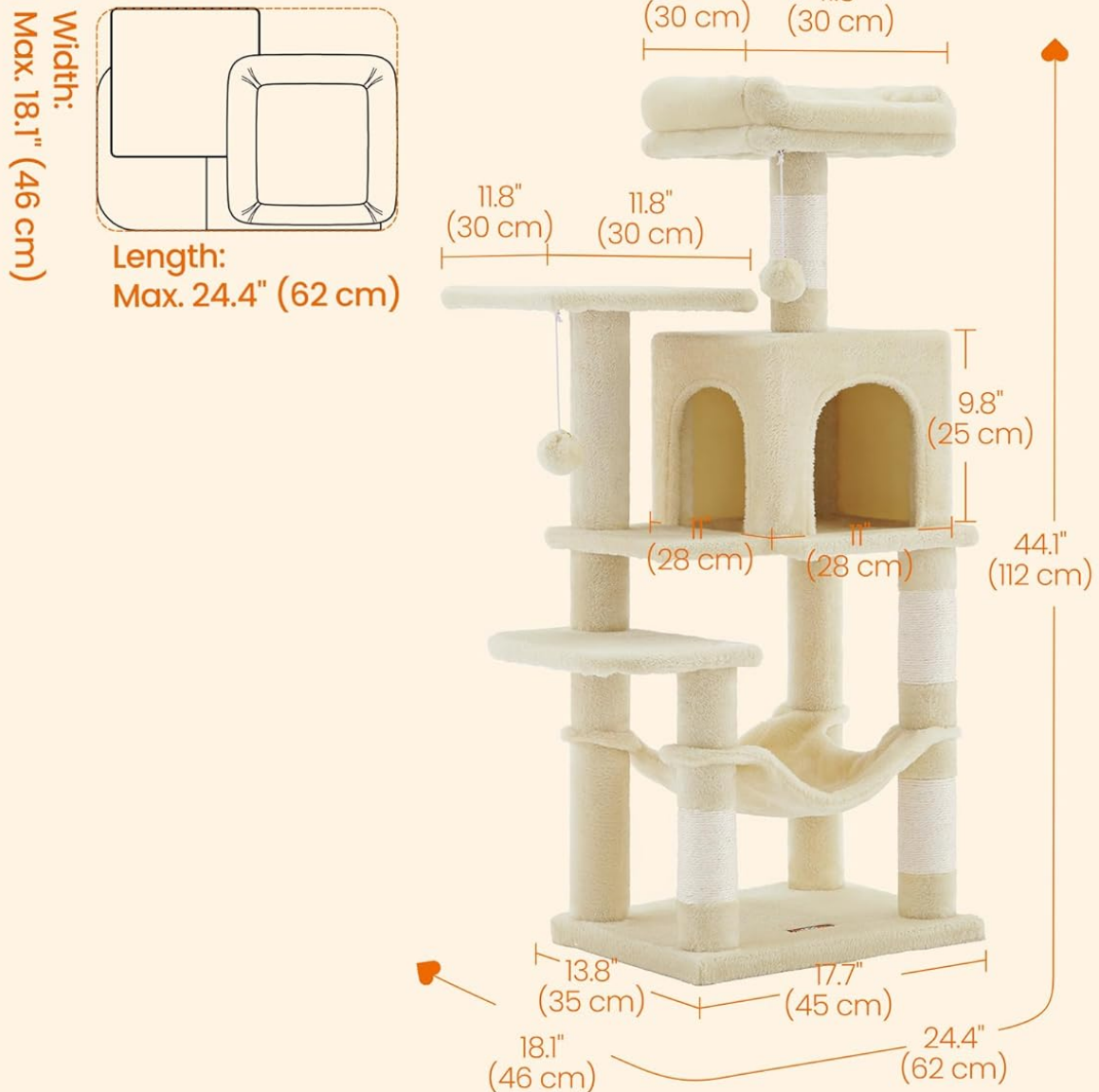


Image: Dimensional diagram of the cat tree, including height, width, and depth measurements, along with recommended cat weight.

WARRANTY AND SUPPORT

Feandrea products are designed for quality and durability. For specific warranty information or if you encounter any issues not covered in this manual, please refer to the product packaging or contact Feandrea customer support directly. Keep your purchase receipt for warranty claims.

For further assistance, please visit the official Feandrea website or contact your retailer.