

LIGE DF1841F-FR-WYF



LIGE Smartwatch DF1841F-FR-WYF User Manual

Comprehensive Instructions for Setup, Operation, and Maintenance

1. INTRODUCTION

Welcome to the user manual for your LIGE Smartwatch Model DF1841F-FR-WYF. This guide provides essential information to help you set up, operate, and maintain your new smartwatch, ensuring you get the most out of its features. Your smartwatch is designed to enhance your daily life with convenient communication, health monitoring, and fitness tracking capabilities.



The LIGE Smartwatch DF1841F-FR-WYF, featuring a stylish design with a pink strap and diamond-studded bezel.

2. PACKAGE CONTENTS

Please check the box to ensure all items are present:

- LIGE Smartwatch DF1841F-FR-WYF
- Charger
- Silicone Strap (pre-installed or included separately)
- Stainless Steel Strap (included separately)
- User Manual (this document)

Sleep Monitor & Silent Alarm



Deep Sleep



Light Sleep



Wake Up



Health Monitor



Heart Rate



Blood Oxygen



Blood Pressure



The LIGE Smartwatch package includes the watch, two strap options, and a charger.

3. GETTING STARTED

3.1 Charging the Smartwatch

Before first use, fully charge your smartwatch. Connect the magnetic charging cable to the charging points on the back of the watch and plug the USB end into a power adapter (not included) or a computer's USB port. The watch display will indicate charging status.

3.2 App Installation and Pairing

To unlock the full potential of your LIGE Smartwatch, you need to install the companion application on your smartphone. The smartwatch is compatible with Android 4.4 and above, and iOS 8.4 and above.

1. **Download the App:** Search for the recommended app (e.g., 'FitCloudPro' as suggested by some reviews) in your smartphone's app store (Google Play Store for Android or Apple App Store for iOS).
2. **Enable Bluetooth:** Ensure Bluetooth is enabled on your smartphone.
3. **Open the App:** Launch the app and follow the on-screen instructions to create an account or log in.
4. **Add Device:** Within the app, navigate to the 'Add Device' or 'Bind Device' section. The app will search for nearby smartwatches.
5. **Select Your Smartwatch:** Select 'DF1841F-FR-WYF' or a similar identifier from the list of found devices. Confirm the pairing request on both your phone and the smartwatch if prompted.

Once paired, the smartwatch will synchronize time and data with your phone.

Stay connected

Make and receive calls directly from your watch. Stay in touch with your family and friends at all times.

Receive Call & Voice Chat

Lift wrist to read SMS

Remind you at any time

Speed dial to your lover

DIY You 100+ watch dials

Shake to take pictures

Instructions for pairing your LIGE Smartwatch with the companion app on your smartphone.

4. OPERATING YOUR SMARTWATCH

4.1 Making and Receiving Calls

Your LIGE Smartwatch features a built-in speaker and microphone, allowing you to manage calls directly from your wrist when connected via Bluetooth to your smartphone.

- **Making Calls:** You can dial numbers directly from the watch's dial pad or access your synchronized phone contacts to initiate a call.
- **Receiving Calls:** When a call comes in, the watch will vibrate and display the caller ID. You can choose to answer or reject the call from the watch screen.

BLUETOOTH CALL

Built-in high-fidelity speaker and noise-cancelling microphone, easy to answer / make calls without taking out your phone



Call Receive/Dial



Built in Mic & Speaker



Call records



Contact person




The smartwatch allows you to make and receive calls directly from your wrist.

4.2 Message Notifications

Stay informed with real-time message notifications. The smartwatch will vibrate to alert you of incoming SMS, calls, and messages from various social media applications such as Facebook, Twitter, WhatsApp, Instagram, Skype, LinkedIn, and Gmail. You can configure which notifications you receive through the companion app.



Voice Assistant



Music Control



Camera Shutter

Smartwatch with Practical Tools



Real Time Weather



Sedentary Reminder




Drinking Water Reminder

Receive real-time notifications from your favorite apps directly on your smartwatch.

4.3 Customizing Watch Faces

Personalize your smartwatch with a variety of watch faces. The 1.32-inch LCD touchscreen allows for easy customization. You can choose from a selection of pre-installed designs or create your own unique watch face using your personal photos through the companion app.

20 Sport mode



Customize your smartwatch display with a wide range of watch faces or your own photos.

4.4 Sports Modes

The LIGE Smartwatch is equipped with multiple sport modes to track your physical activities. These modes include running, walking, yoga, cycling, skipping rope, badminton, basketball, and more. The watch records data such as steps, calories burned, distance, and duration, which can be viewed in detail through the companion app.

Sleep Monitor & Silent Alarm



Deep Sleep



Light Sleep



Wake Up



Health Monitor



Heart Rate



Blood Oxygen



Blood Pressure



Track your workouts with multiple dedicated sports modes.

4.5 Health Monitoring

Monitor your health with the smartwatch's integrated sensors. It can track your real-time heart rate, blood oxygen levels, and blood pressure during exercise and throughout the day. Additionally, it provides detailed sleep data, including total sleep time, deep sleep, light sleep, and wake-up times, to help you understand and improve your sleep quality.

LIGE Smart Watch

Bluetooth calling, 1.32" colourful HD full touch screen
Stylish and elegant smart watch for women



The smartwatch monitors sleep patterns and key health metrics like heart rate, blood oxygen, and blood pressure.

4.6 Practical Tools

The LIGE Smartwatch offers several practical tools to assist you in your daily routine:

- **Voice Assistant:** Interact with your smartwatch using voice commands for various functions.
- **Music Control:** Control music playback on your smartphone directly from your watch.
- **Camera Shutter:** Use your watch as a remote shutter for your smartphone's camera.
- **Weather Forecast:** Get real-time weather updates.
- **Sedentary Reminder:** Receive alerts to move if you've been inactive for too long.
- **Drinking Water Reminder:** Get reminders to stay hydrated throughout the day.

Customized Watch Face

There are 100+ dials to choose from APP & DIY
your own watch face



Utilize various practical tools on your smartwatch for convenience and well-being.

5. CARE AND MAINTENANCE

5.1 Water Resistance

The LIGE Smartwatch is rated IP67 waterproof, meaning it can withstand sweat, accidental rain, and splashes. It is suitable for daily use and light exposure to water. However, it is **not suitable** for bathing, swimming, or diving.

Exposure to hot water or steam can cause condensation and reduce the watch's lifespan.

5.2 Cleaning

Regularly clean your smartwatch and straps to prevent skin irritation and maintain functionality. Use a soft, dry cloth to wipe the watch face and body. For straps, a slightly damp cloth can be used, ensuring they are completely dry before wearing.

5.3 Battery Care

To prolong battery life, avoid fully discharging the watch frequently. Charge it when the battery level is low. Store the watch in a cool, dry place when not in use for extended periods.

6. TROUBLESHOOTING

If you encounter issues with your LIGE Smartwatch, please refer to the following common solutions:

- **Watch not turning on:** Ensure the watch is fully charged. Connect it to the charger for at least 30 minutes.
- **Cannot pair with phone:** Make sure Bluetooth is enabled on your phone and the watch. Restart both devices and try pairing again. Ensure the app is updated to the latest version.
- **Notifications not received:** Check app settings to ensure notifications are enabled for the desired applications. Verify that the watch is properly connected via Bluetooth.
- **Inaccurate health data:** Ensure the watch is worn snugly on your wrist, not too tight or too loose. Keep the sensors clean.
- **Short battery life:** Reduce screen brightness, disable unnecessary notifications, and limit continuous heart rate monitoring if not needed.

If problems persist, consult the in-app help section or contact customer support.

7. PRODUCT SPECIFICATIONS

Feature	Specification
Brand	LIGE
Model	DF1841F-FR-WYF
Model Name	DF1841F-WYF
Product Dimensions	26 x 4.3 x 1.3 cm
Item Weight	140 grams
Operating System	Android 4.4 (compatible with iOS 8.4 and above)
Compatible Devices	Smartphone
Additional Features	GPS, Monitoring, Time Display
Screen Size	1.32 Inches
Display Type	LCD
Power Source	Battery Powered


Average Battery Life	24 Hours
Battery Cell Composition	Polymer
Wireless Type	Bluetooth
Connector Type	Bluetooth
Human Interface Input	Microphone
Shape	Round
Water Resistance	IP67

8. WARRANTY AND CUSTOMER SUPPORT

LIGE is committed to providing high-quality products and excellent customer service. Your LIGE Smartwatch DF1841F-FR-WYF comes with the following:


- **24-Hour Customer Service:** Assistance is available around the clock for any queries or issues.
- **6-Month Return Service:** You may be eligible for a return within six months of purchase, subject to terms and conditions.
- **2-Year Warranty:** The product is covered by a two-year warranty against manufacturing defects.

For detailed warranty information or to contact customer support, please refer to the contact information provided with your purchase or visit the official LIGE website.



AI Voice Control Smartphone
AI voice control make call, reply to SMS and other app.

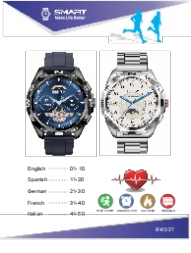





Smart Watch With 3 Menu Styles



Settings-Menu styles-Switch Style1:Cellular Style2:Circular Style3:List Style

LIGE offers comprehensive customer support and warranty services.

Related Documents - DF1841F-FR-WYF

	<p>LIGE BW327 Smart Watch User Manual and Features</p> <p>Comprehensive guide to the LIGE BW327 Smart Watch, covering setup, features like heart rate monitoring, step tracking, training modes, sleep tracking, notifications, and Bluetooth connectivity for Android and iOS devices.</p>
	<p>LIGE Smartwatch User Manual and Product Information</p> <p>Comprehensive guide for the LIGE Smartwatch, covering setup, features, and support information. Learn how to adjust your strap and access tutorials.</p>
	<p>LIGE Smart Watch User Manual and Guide</p> <p>Official user manual for the LIGE Smart Watch, providing instructions on setup, features, health tracking, fitness modes, and connectivity for Android and iOS devices.</p>
	<p>LIGE Smartwatch User Manual: Features, Operation, and Troubleshooting</p> <p>A comprehensive guide to operating your LIGE smartwatch, covering product specifications, button and screen controls, app connection, health monitoring features, and frequently asked questions.</p>
	<p>LIGE Sports Smart Watch User Manual</p> <p>User manual for the LIGE Sports Smart Watch, detailing setup, pairing with the FitCloudPro app, watch functions like step counting, heart rate monitoring, sleep tracking, weather, music control, and message notifications. Includes app features such as data synchronization and customizable watch faces.</p>
	<p>ST1 Smartwatch: Features, Setup, and User Guide</p> <p>Comprehensive guide to the ST1 smartwatch, covering setup, pairing, features like heart rate monitoring, step tracking, training, sleep, notifications, and Bluetooth call functionality. Includes troubleshooting and app download instructions.</p>

