

BAZZ WFAT001BK

BAZZ Smart Home WiFi Corner Floor Atmosphere Lamp User Manual

MODEL: WFAT001BK

Introduction

This manual provides essential instructions for the safe and efficient use of your BAZZ Smart Home WiFi Corner Floor Atmosphere Lamp. Please read this manual thoroughly before installation and operation, and retain it for future reference.

The BAZZ Smart Home WiFi Corner Floor Atmosphere Lamp is designed to provide customizable lighting with RGB and white light options, controllable via Wi-Fi through the BAZZ Smart Home app, Amazon Alexa, or Google Assistant.

Safety Information

- Ensure the power supply is disconnected before assembly or maintenance.
- This product is for indoor use only. Do not expose to water or high humidity.
- Do not attempt to disassemble or modify the lamp. This may void the warranty and pose a safety risk.
- Use only with the provided power adapter.
- Keep out of reach of children.

Package Contents

Verify that all components are present before proceeding with assembly:

- LED Floor Lamp (main body)
- Lamp Base (2 parts)
- Power Adapter
- Instruction Manual (this document)

Setup and Installation

1. **Assemble the Base:** Connect the two parts of the lamp base together.
2. **Attach the Lamp Body:** Securely attach the main LED lamp body to the assembled base. Ensure it is stable.
3. **Position the Lamp:** Place the lamp in your desired corner location.
4. **Connect Power:** Plug the power adapter into the lamp, then plug the adapter into a standard 120V AC wall outlet.

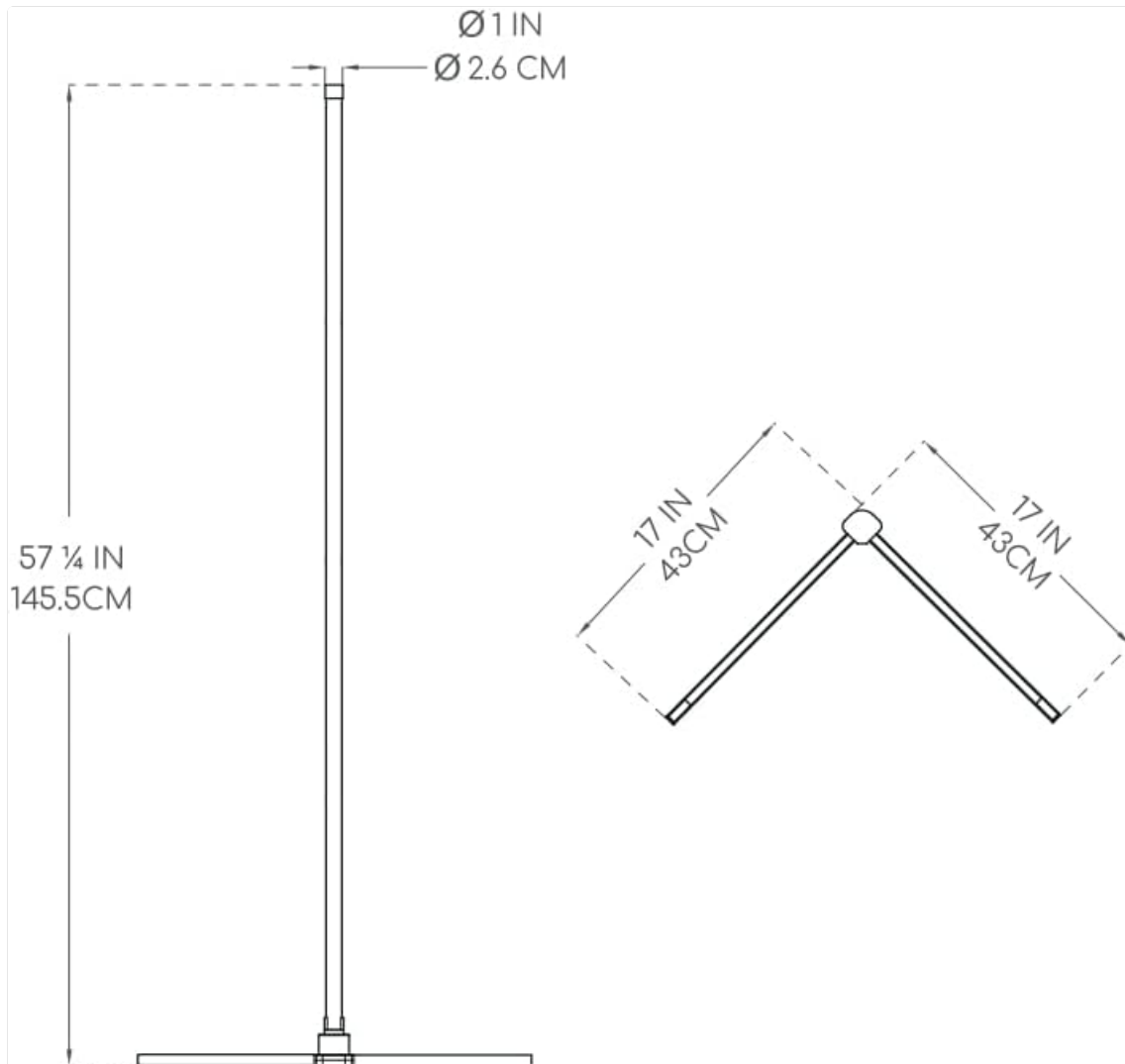


Figure 1: Lamp Dimensions and Basic Assembly Overview. The lamp stands 57.25 inches tall with a 17x17 inch base.

App Installation and Pairing

1. **Download the BAZZ Smart Home App:** Search for "BAZZ Smart Home" in the Apple App Store (for iOS devices) or Google Play Store (for Android devices) and install the application.
2. **Register/Log In:** Open the app and follow the on-screen instructions to create an account or log in if you already have one.
3. **Add Device:** In the app, tap the "+" icon or "Add Device" button. Select "Lighting" and then "Light Source (Wi-Fi)" or similar option.
4. **Enter Wi-Fi Details:** Ensure your phone is connected to a 2.4 GHz Wi-Fi network. Enter your Wi-Fi network name and password into the app.
5. **Pair the Lamp:** Follow the app's instructions to put the lamp into pairing mode. This usually involves turning the lamp on and off a few times until it blinks rapidly. Confirm the lamp is blinking in the app.
6. **Complete Pairing:** The app will search for and connect to the lamp. Once connected, you can

rename the device and begin controlling it.





Figure 2: BAZZ Smart Home App and Smart Home Integration. The lamp is compatible with the BAZZ Smart Home app, Amazon Alexa, and Google Assistant.

Operating Instructions

Using the BAZZ Smart Home App

- **On/Off:** Tap the power icon in the app to turn the lamp on or off.
- **Color Selection:** Access the color palette to choose from millions of RGB colors.
- **White Light Adjustment:** Switch to white light mode to adjust color temperature (cool to warm white) and brightness.
- **Dimming:** Use the brightness slider to adjust the light intensity.
- **Scenes and Effects:** Explore pre-set lighting scenes or create custom dynamic effects.
- **Scheduling and Timers:** Set schedules for the lamp to turn on/off or change lighting modes at specific times.




Figure 3: Dynamic RGB Lighting. The lamp can display a wide range of colors and effects.

Voice Control (Amazon Alexa / Google Assistant)

To enable voice control, link your BAZZ Smart Home account with your Amazon Alexa or Google Assistant app. Refer to the respective smart assistant's instructions for linking third-party devices.

- **Turn On/Off:** "Alexa, turn on the [Lamp Name]" or "Hey Google, turn off the [Lamp Name]".
- **Change Color:** "Alexa, set [Lamp Name] to blue" or "Hey Google, change [Lamp Name] to red".

- **Adjust Brightness:** "Alexa, dim [Lamp Name] to 50%" or "Hey Google, brighten [Lamp Name]".

Maintenance

- **Cleaning:** Disconnect power before cleaning. Wipe the lamp with a soft, dry cloth. Do not use abrasive cleaners or solvents.
- **Storage:** If storing the lamp, ensure it is clean and dry. Store in a cool, dry place away from direct sunlight.
- **Bulb Replacement:** The LED light source is integrated and not user-replaceable.

Troubleshooting

Problem	Possible Cause	Solution
Lamp does not turn on.	No power, loose connection, or faulty outlet.	Check power cord connection. Ensure outlet is functional. Try a different outlet.
Cannot connect to Wi-Fi.	Incorrect Wi-Fi password, 5 GHz network, or lamp not in pairing mode.	Verify Wi-Fi password. Ensure you are connected to a 2.4 GHz network. Reset lamp to pairing mode (turn on/off multiple times).
Voice control not working.	Account not linked, incorrect device name, or internet connectivity issue.	Ensure BAZZ Smart Home account is linked in Alexa/Google Home app. Use the exact device name. Check internet connection.

Specifications

- **Model Name:** WFAT001BK
- **Product Dimensions:** 17"D x 17"W x 57.25"H (43cm D x 43cm W x 145.5cm H)
- **Item Weight:** 3.37 pounds (1.53 kg)
- **Wattage:** 18 watts
- **Voltage:** 120 Volts
- **Light Source Type:** LED
- **Control Method:** Remote (via App), Voice (Alexa/Google Assistant)
- **Connectivity:** Wi-Fi (2.4 GHz only)
- **Material:** Plastic
- **Indoor/Outdoor Usage:** Indoor
- **Special Feature:** Dimmable, RGB + White Light

Warranty Information

This BAZZ Smart Home product is covered by a **1-year manufacturer's warranty** from the date of purchase. This warranty covers defects in materials and workmanship under normal use. It does not cover damage resulting from misuse, accident, modification, or unauthorized repair.





For warranty claims, please retain your proof of purchase.

Support

For technical assistance, troubleshooting, or further information, please visit the BAZZ Smart Home website or contact customer support:

- **Website:** www.bazzsmarthome.com
- **Email:** Refer to website for contact form or email address.
- **Phone:** Refer to website for customer service phone number.

Related Documents - WFAT001BK

	<p>BAZZ LED SLIM SLMSQ4W Recessed Light Fixture Energy Star Certified</p> <p>Discover the BAZZ LED SLIM SLMSQ4W, an energy-efficient recessed light fixture. Features include integrated LED, 750 lumens, dimmable, suitable for damp locations, and insulated ceiling rated. Available in Matte White and Brushed Chrome finishes.</p>
	<p>BAZZ LED SLIM SLMSQ4W Recessed Light Fixture Energy Star Certified</p> <p>Discover the BAZZ LED SLIM SLMSQ4W, an energy-efficient recessed light fixture. Features include integrated LED, 750 lumens, dimmable, suitable for damp locations, and insulated ceiling rated. Available in Matte White and Brushed Chrome finishes.</p>
	<p>ENERGY STAR Program Disqualified Lighting Products Archive</p> <p>A comprehensive archive of lighting products that have been disqualified from the ENERGY STAR program due to failing to meet program requirements during testing. The list includes product types, organizations, brands, model numbers, and disqualification dates.</p>
	<p>Lowe's Weekly Flyer: Deals on Appliances, Tools, Home Improvement & More</p> <p>Explore Lowe's weekly flyer for October 3-9, 2019, featuring Black Friday deals, 1/2 price events, and savings on major appliances, power tools, home decor, flooring, paint, and hardware from brands like LG, KitchenAid, Bosch, Craftsman, DeWalt, and more.</p>

[List of Approved MDM Authorization Holders - PTA](#)

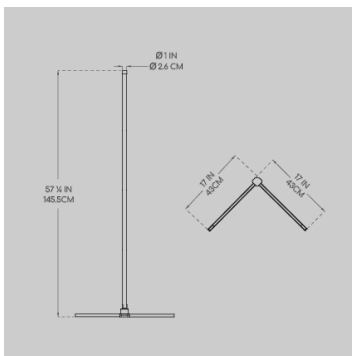
A comprehensive list of approved Mobile Device Management (MDM) authorization holders in Pakistan, including company names, authorization numbers, approval dates, brands, technologies supported, and factory locations.

Documents - BAZZ – WFAT001BK



25463 3226032 WFAT001BK Installation Instruction Bazz Smart Home Wifi Corner Floor Atmosphere Lamp Rgb Digital white Version BAZZ bzza1022 WFAT001BK25463 Bhairoston 57 25 LED Novelty Ivy Bronx bzza1021 W011015124BAZZ WFAT001BKlvy 25E96AEF6B564BE1877527BFE0A278DD25463 wfat001bk installation instruction25463 instructionsecure img1 ag wfcdn dm document 9a879c34 aff1 483e b945 45db0a343689 instruction w011015124 W01101512425463 25E96AEF6B564BE1877527BFE0A278DDlvy W011015124INSTRUCTIONS st hzcdnBAZZ 25E96AEF6B564BE1877527BFE0A278DDWFAT001BK WIFI CORNER FLOOR ATMOSPHERE LAMP RGB DIGITAL WHITE VERSION produit en question à Après inspection du si la garantie s 25463 instruction6ed46f0003d92263 4499secure instructionst hzcdn hfiles 6ed46f0003d92263 4499 ||| ||| WFAT001BK WIFI CORNER FLOOR ATMOSPHERE LAMP RGB DIGITAL WHITE VERSION LAMPE SUR PIEDS DE COIN DEL INTELLIGENT WIFI MULTICOLORE ET BLANC INSTRUCTIONS R W GB WARNING Please read all informations carefully before installation. For any question **WFAT001BK** WIFI CORNER FLOOR ATMOSPHERE LAMP RGB DIGITAL WHITE VERSION LAMPE SUR PIEDS DE COIN DEL INTELLIGENT WIFI MULTICOLORE ET BLANC INSTRUCTIONS R W GB WARNING Please read all informations carefully before installation. For any questions or troubleshooting please visit: www.bazzsmarhome....

lang:fr score:41 filesize: 1.88 M page_count: 17 document date: 2022-05-23



WFAT001BK 25463 3226032 Size Bazz Smart Home Wifi Corner Floor Atmosphere Lamp Rgb Digital
white Version BAZZ bzza1022 WFAT001BK25463 Bhairoston 57 25 LED Novelty Ivy Bronx bzza1021
W011015124BAZZ WFAT001BKlvy 25E96AEF6B564BE1877527BFE0A278DD25463 wfat001bk
size25463 sizesecure img1 ag wfcdn dm document c5ff1ed5 1740 4f0a aa49 aacb74387233 size |||
...
lang:fr score:15 filesize: 261.55 K page_count: 1 document date: 2022-05-23