



[Manuals.plus](#) /

> [RealTruck](#) /

> RealTruck BAK BAKFlip MX4 Hard Folding Truck Bed Tonneau Cover Instruction Manual

**RealTruck 448146**

# RealTruck BAK BAKFlip MX4 Hard Folding Truck Bed Tonneau Cover Instruction Manual

Model: 448146

## PRODUCT OVERVIEW

The RealTruck BAKFlip MX4 Gen 3 is a hard folding truck bed tonneau cover designed for improved strength, security, and all-weather performance. It features alloy-based construction, including heavy-duty aluminum side rails and top panels, reinforced with high-density polymer cores. This design provides increased strength and durability for daily use and various environments.

The cover incorporates a patented auto-latching system for security and newly engineered lock components to resist tampering. Weather protection is enhanced with revised EPDM perimeter seals and tight-fit clamps, preventing water intrusion along the bed rails. A dual-action tailgate seal ensures full functionality whether the cover is open or closed. The flush-mount design offers a sleek, low-profile appearance with a textured matte-black finish. This product is proudly assembled in Missouri using globally sourced materials.

# HOW TO MEASURE YOUR TRUCK BED

## COLORADO / CANYON

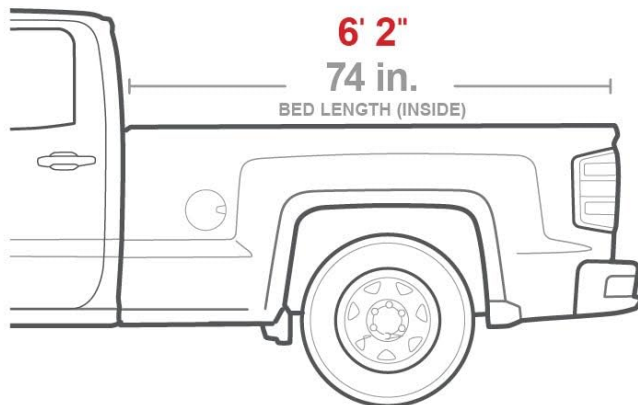
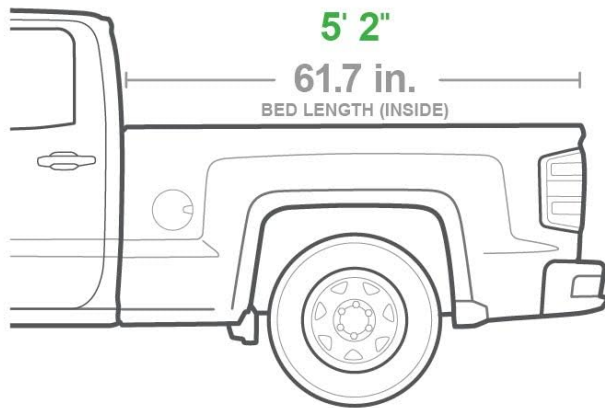


Image: The BAKFlip MX4 tonneau cover installed on a truck, showcasing its flush-mount design and matte-black finish.

## COMPATIBILITY AND FITMENT

This BAKFlip MX4 tonneau cover (Model 448146) is designed to fit specific truck models and bed sizes. Please verify your truck's bed length before installation.

- **Fits:** 2023 - 2026 Chevy/GMC Colorado/Canyon 5' 2" Bed (62")



Image: A diagram illustrating how to measure a truck bed, specifically for Colorado/Canyon models, highlighting that a 5'2" (61.7 inches

inside) bed is compatible, while a 6'2" (74 inches inside) bed is not.

## INSTALLATION GUIDE

---

Installation of the BAKFlip MX4 Gen 3 is designed to be straightforward with a new click-in rail system. The package includes the tonneau cover, applicable hardware, and a detailed installation guide. It is recommended to review the full written instructions provided with your product before beginning.

### Key Installation Steps:

1. **Prepare the Truck Bed:** Ensure the truck bed rails are clean and free of debris.
2. **Install Side Rails:** Position the aluminum side rails along the truck bed. The new click-in rail system simplifies this step.
3. **Secure Clamps:** Use the provided tight-fit clamps to firmly secure the side rails to the truck bed.
4. **Position the Cover:** Place the folding tonneau cover onto the installed rails, ensuring proper alignment.
5. **Attach Cover to Rails:** Secure the cover to the rails using the integrated attachment points.
6. **Apply Seals:** Ensure all EPDM perimeter seals and the dual-action tailgate seal are correctly positioned for optimal weatherproofing.

For a visual guide, please refer to the official installation video below:

Your browser does not support the video tag.

Video: Official RealTruck BAK Installation Guide for MX4, G2, F1 & FiberMax. This video provides a comprehensive walkthrough of the installation process for BAK tonneau covers, including the MX4 model.



## THE BEST-SELLING TRUCK BED COVER IN THE WORLD JUST GOT BETTER



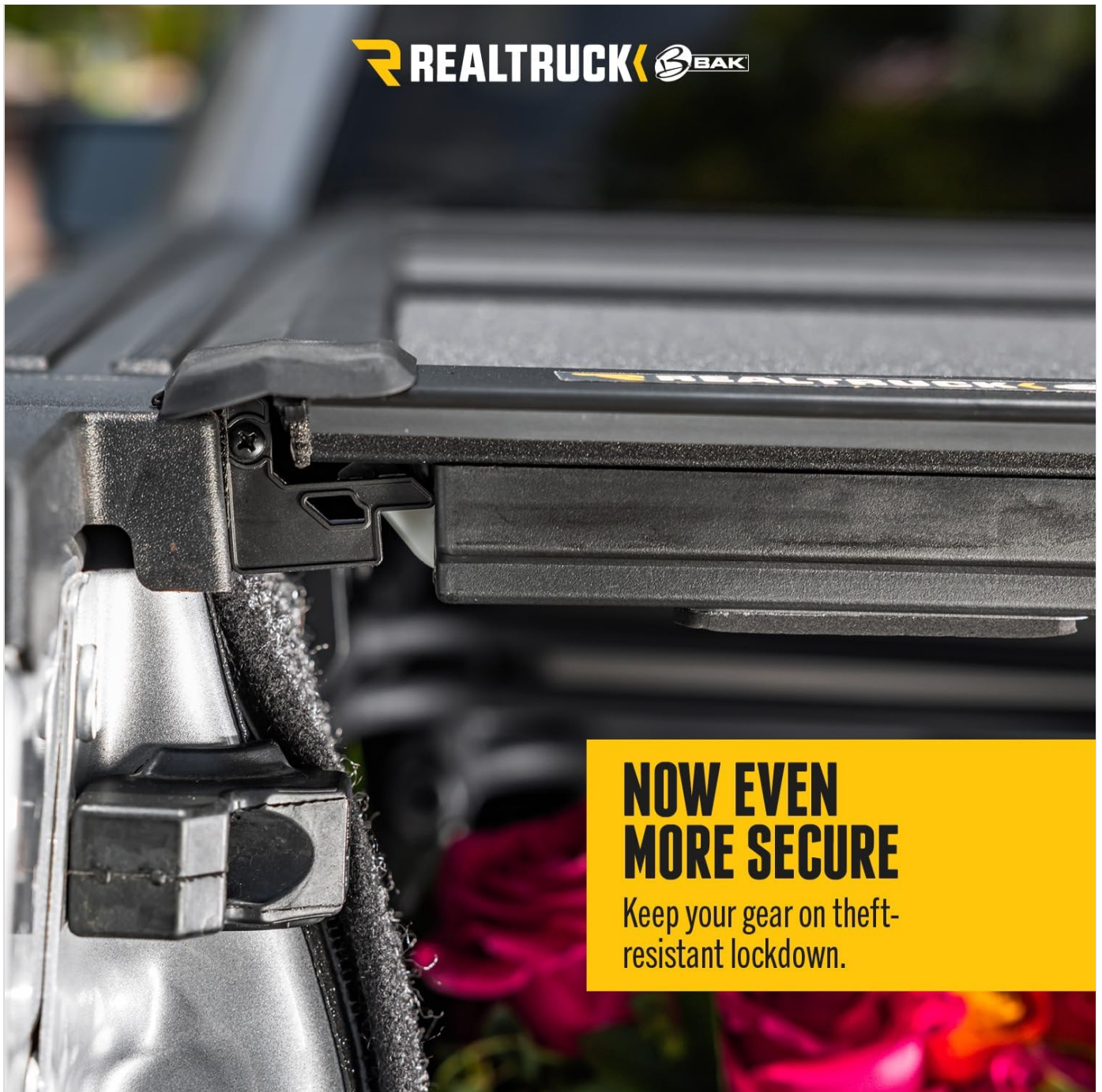
Image: A detailed view of the improved auto-latching system, designed for enhanced security.

### OPERATING INSTRUCTIONS

The BAKFlip MX4 is designed for ease of use, providing full access to your truck bed when needed.

#### Folding and Unfolding the Cover:

1. **To Open:** Drop the tailgate, unlatch the cover sections, and fold the panels forward towards the cab.
2. **Full Bed Access:** For complete bed access, continue folding the cover until it rests against the cab. Secure it in this position to safely drive with the cover fully open without obstructing your third brake light.
3. **To Close:** Unsecure the cover from the cab, unfold the panels back towards the tailgate, ensuring each section latches securely. Close the tailgate.



**NOW EVEN  
MORE SECURE**

Keep your gear on theft-resistant lockdown.

Image: The tonneau cover folded against the truck's cab, illustrating how it provides full bed access.

Your browser does not support the video tag.

Video: RealTruck BAKFlip MX4 (Gen 3) Features & Benefits. This video highlights the key operational features and advantages of the MX4 Gen 3 cover.

## MAINTENANCE

To ensure the longevity and optimal performance of your BAKFlip MX4 tonneau cover, follow these maintenance guidelines:

- **Cleaning:** Regularly clean the cover panels and rails with mild soap and water. Avoid abrasive cleaners or harsh chemicals that could damage the finish or seals.
- **Seal Inspection:** Periodically inspect the EPDM perimeter seals and the tailgate seal for any signs of wear, cracking, or damage. Ensure they are free of debris to maintain water resistance.
- **Latching Mechanism:** Keep the latching mechanisms clean and free of obstructions. Lubricate moving parts with a silicone-based lubricant if they become stiff.

- **Hardware Check:** Occasionally check all clamps and fasteners to ensure they remain tight. Re-tighten if necessary.



Image: Water being poured onto the tonneau cover, illustrating its weather-resistant seals.

## TROUBLESHOOTING

If you encounter issues with your BAKFlip MX4 cover, consider the following common solutions:

Problem	Possible Cause	Solution
Water leakage at corners or along rails	Improperly seated seals, loose clamps, or damaged seals.	Inspect all EPDM seals for proper placement and condition. Ensure all clamps are tightened securely. If seals are damaged, contact customer support for replacements.
Cover panels do not latch securely	Obstruction in the latching mechanism or misalignment of the cover.	Check for any debris blocking the latches. Verify the cover is properly aligned on the rails. Adjust rail position if necessary.
Rubber bumpers detaching	Adhesive failure due to temperature changes or improper application.	Clean the surface thoroughly before re-applying bumpers with a strong, weather-resistant adhesive. Contact customer support if the issue persists.

If these steps do not resolve the issue, please contact RealTruck customer support for further assistance.

## SPECIFICATIONS

Feature	Detail
Brand	RealTruck
Model	BAKFlip MX4 (Gen 3)
Model Number	448146
Material	Aluminum (heavy-duty panels and side rails) with high-density polymer cores
Exterior Finish	Textured Matte-Black
Lock Type	Tailgate (Patented auto-latching system)

Feature	Detail
Fitment	2023 - 2026 Chevy/GMC Colorado/Canyon 5' 2" Bed (62")
Strength Improvement	22% stronger than previous generation
Weather Resistance	Revised EPDM perimeter seals, tight-fit clamps, dual-action tailgate seal
Included Components	Tonneau Cover, Applicable Hardware, Installation Guide
Origin	Assembled in Missouri, USA

## WARRANTY AND SUPPORT

The RealTruck BAKFlip MX4 Hard Folding Truck Bed Tonneau Cover is backed by an extended 5-year warranty, covering defects in materials and workmanship under normal use.

For warranty claims, technical support, or replacement parts, please contact RealTruck customer service. You can find more information and contact details on the official RealTruck website or through your purchase platform.

**Manufacturer:** BAK

**Manufacturer Part Number:** 448146

**UPC:** 192631017431