

FANTECH

FANTECH MAXFIT81 Mechanical Keyboard User Manual

Model: MAXFIT81 FROST WIRELESS

INTRODUCTION

This manual provides comprehensive instructions for setting up, operating, and maintaining your FANTECH MAXFIT81 Mechanical Keyboard. Please read this manual thoroughly before use to ensure optimal performance and longevity of your device.

WHAT'S IN THE BOX

- FANTECH MAXFIT81 Mechanical Keyboard
- Rotary Encoder Knob
- Dual Stabilizer Mounts
- Gateron Yellow Switches (pre-installed)
- PBT Keycaps (pre-installed)
- USB Cable (USB-C)
- Keycap Puller
- South-facing PCB (integrated)
- Transparent Retro Case (integrated)

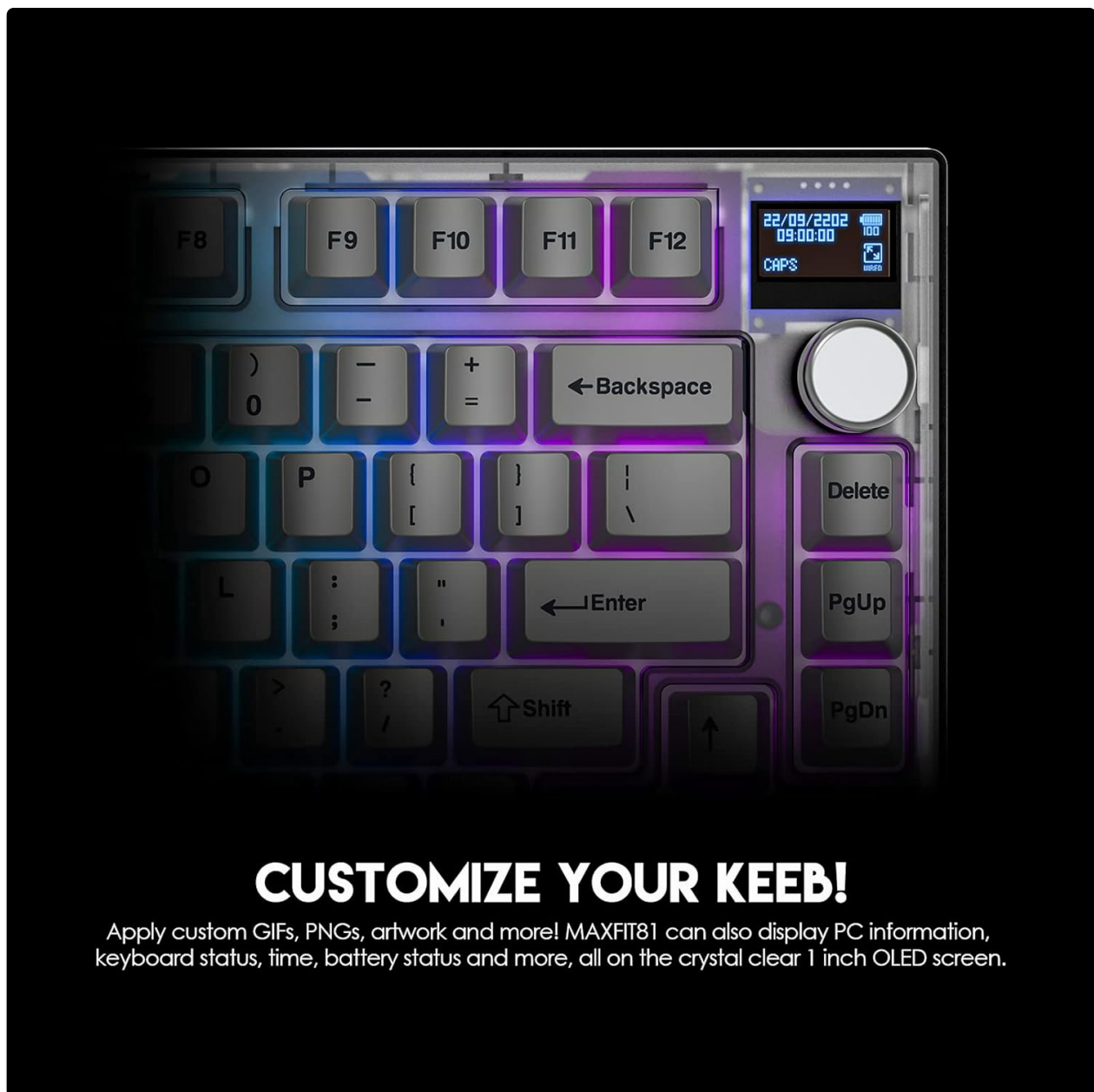


The FANTECH MAXFIT81 Mechanical Keyboard and its included accessories.

PRODUCT OVERVIEW

Key Features:

- **75% Form Factor:** Compact design retaining essential keys.
- **Multi-Function Customizable OLED Display:** Real-time information and personalization.
- **Wireless (Bluetooth + Strikespeed Wireless) & Wired Connectivity:** Versatile connection options.
- **Hot-swappable Switches:** Easy replacement of mechanical switches.
- **South Facing PCB:** Enhanced compatibility with various keycap profiles.
- **Rotary Encoder Knob:** Programmable for various functions.
- **Retro Frosted Transparent Case:** Unique aesthetic design.



CUSTOMIZE YOUR KEEB!

Apply custom GIFs, PNGs, artwork and more! MAXFIT81 can also display PC information, keyboard status, time, battery status and more, all on the crystal clear 1 inch OLED screen.

Close-up view of the customizable OLED display on the FANTECH MAXFIT81 keyboard, showing time and system information.



PROGRAMMABLE ENCODER KNOB

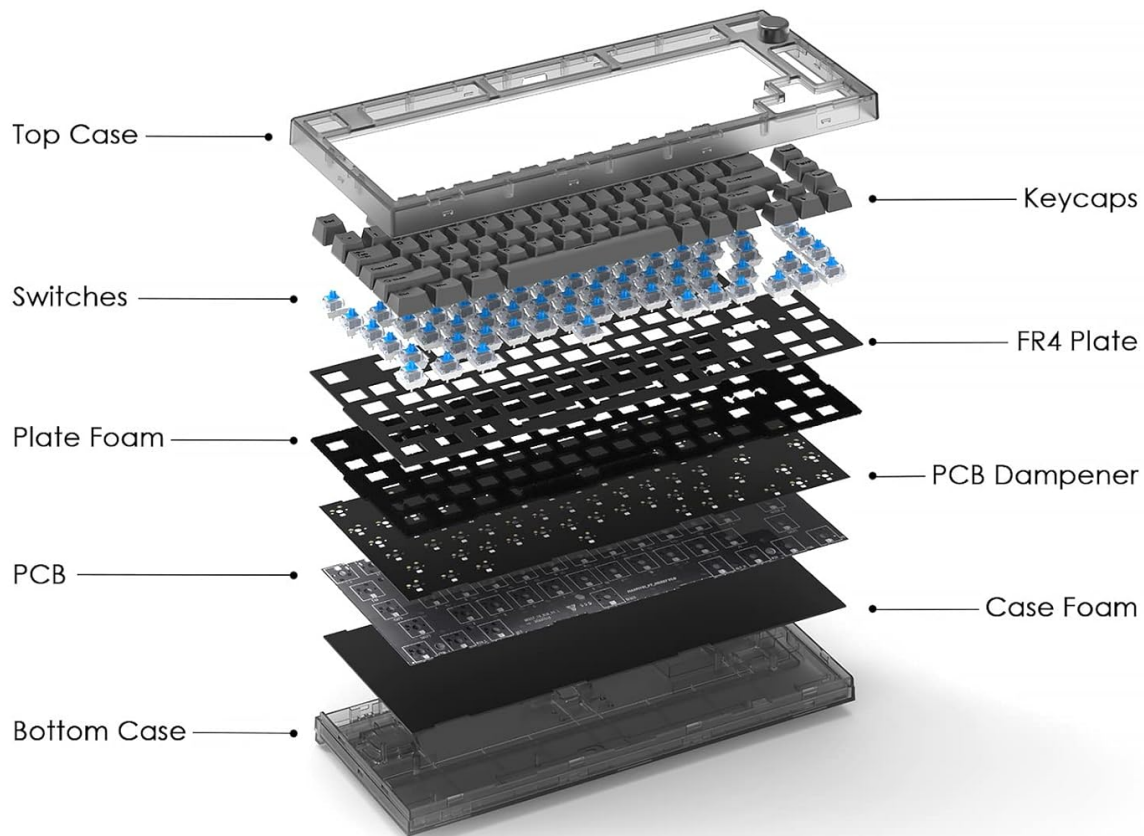
More than just a standard volume knob! MAXFIT81's Programmable Encoder allows you to assign any macro to it! Scrolling, changing songs, productivity settings, weapon wheel and more!

A hand interacting with the programmable rotary encoder knob on the FANTECH MAXFIT81 keyboard, highlighting its multi-functionality.

**NO DELAY, NO LAG,
NO CONNECTION LOSS,
STRIKESPEED WIRELESS AND BT.**



Illustration of the keyboard's wireless (Strikespeed Wireless) and wired (USB-C) connectivity options.



DENSE-GASKET & FOAM DESIGN

For a stable and durable typing experience, we have adopted our signature Dense-Gasket design, which is capable of providing a long-lasting typing feeling without the need for replacement unlike traditional gasket keyboards. Apart from eliminating the traditional drawbacks, MAXFIT81's plate foam design, allows for a smooth and satisfying typing experience, while absorbing shock from keystrokes. This keyboard also contains foam in the bottom layer of the case to reduce hallow sounds, and to enhance overall usability.

An exploded diagram showing the internal components of the FANTECH MAXFIT81 keyboard, including the top case, keycaps, switches, FR4 plate, plate foam, PCB dampener, PCB, case foam, and bottom case.

SETUP

Initial Connection:

1. **Wired Mode:** Connect the provided USB-C cable to the keyboard and the other end to an available USB port on your computer. The keyboard will be automatically recognized.
2. **Strikespeed Wireless (2.4GHz):** Insert the 2.4GHz USB receiver into an available USB port on your computer. Ensure the keyboard's mode switch is set to 2.4GHz. The keyboard should connect automatically.
3. **Bluetooth Mode:** Set the keyboard's mode switch to Bluetooth. On your device, search for Bluetooth devices and select "MAXFIT81". Follow any on-screen prompts to complete pairing. The keyboard can connect to up to 5 devices via Bluetooth.

Software Installation:

For full customization of RGB lighting, key assignments, macro scripts, and OLED display settings, download the FANTECH MAXFIT81 FROST Wireless software from the official FANTECH website (www.fantechworld.com). The software is compatible with Windows 7 or newer operating systems.

TECHNICAL SPECIFICATION

Product Name:
MAXFIT81 MK910

Battery Capacity:
4000mAh

Number of Keys:
80keys + 1 Encoder

Wireless Distance:
Up to 10m

Switch Type:
Mechanical

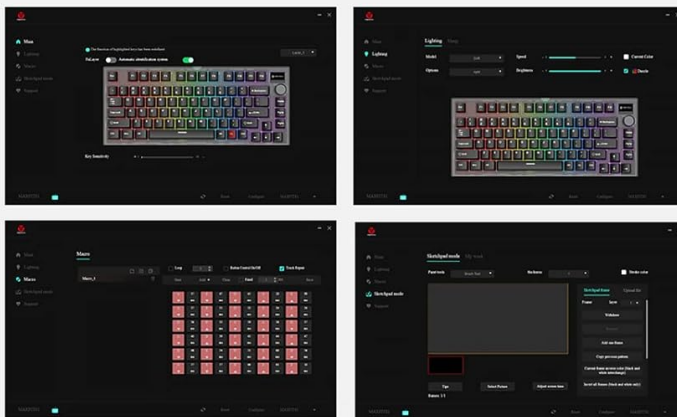
Size:
303.2(L)x104.3(W)x45(H)mm

Anti-Ghosting:
All Keys

Weight:
1018gr

Connection:
Wired, StrikeSpeed Wireless & BT
(Connect Up to 5 Devices)

Battery Life:
Up to 70hr with RGB OFF
Up to 15hr with RGB ON



PERSONALIZATION+

Adjustable spectrum modes, button assignments and easy-macro scripts through MAXFIT81 FROST WIRELESS software. Available on www.fantechworld.com

Screenshots of the FANTECH MAXFIT81 software interface, demonstrating options for RGB lighting, key remapping, and macro creation.

OPERATING INSTRUCTIONS

OLED Display Functions:

The 1-inch OLED screen can display various information including PC system data, keyboard status, time, and battery status. It also supports custom GIFs, PNGs, and artwork. Use the FANTECH software to configure display content.

Rotary Encoder Knob:

The programmable knob can be assigned to control volume, media playback, scrolling, or custom macros. Default function is volume control (rotate) and mute/unmute (press).

RGB Lighting Control:

The keyboard features customizable RGB backlighting. Lighting modes and effects can be adjusted via the FANTECH software or using keyboard shortcuts (refer to the software for specific key combinations).

MAINTENANCE

Cleaning:

Regularly clean the keyboard with a soft, dry cloth. For deeper cleaning, use the provided keycap puller to remove keycaps and clean underneath with compressed air or a small brush. Avoid using harsh chemicals or abrasive materials.

Switch Replacement:

The MAXFIT81 features hot-swappable switches. To replace a switch, gently pull the keycap off using the keycap puller. Then, use a switch puller (not included, but commonly available) to carefully remove the switch. Align the pins of the new switch with the holes on the PCB and press firmly until it clicks into place. Ensure the switch is fully seated to avoid bent pins.



A keycap puller and various mechanical switches next to the FANTECH MAXFIT81 keyboard, illustrating the hot-swappable feature.



Close-up of mechanical switches being inserted into the keyboard's PCB, demonstrating the hot-swappable design.

TROUBLESHOOTING

Problem	Possible Cause	Solution
Keyboard not responding (Wired)	Loose cable connection, faulty USB port.	Ensure USB-C cable is securely connected. Try a different USB port or cable.

Problem	Possible Cause	Solution
Keyboard not responding (Wireless/Bluetooth)	Low battery, incorrect mode, pairing issue, receiver interference.	Charge the keyboard. Ensure mode switch is correct (2.4GHz or BT). Re-pair the device. Move closer to the receiver or device.
Specific keys not working	Faulty switch, bent switch pin, debris under keycap.	Remove keycap and inspect for debris. If hot-swappable, remove and re-insert switch, checking for bent pins. Replace faulty switch if necessary.
OLED display not working or showing incorrect info	Software issue, incorrect settings.	Ensure FANTECH software is installed and updated. Check display settings within the software. Restart the keyboard and software.
RGB lighting not functioning	Software settings, keyboard shortcut conflict.	Adjust RGB settings in the FANTECH software. Check for any conflicting keyboard shortcuts.

SPECIFICATIONS

- **Product Name:** MAXFIT81 MK910
- **Number of Keys:** 81 Keys + 1 Encoder
- **Switch Type:** Mechanical (Gateron Pro V2 Yellow Switch - Linear)
- **Anti-Ghosting:** All Keys
- **Connection:** Wired (USB-C), StrikeSpeed Wireless (2.4GHz), Bluetooth (Connect up to 5 Devices)
- **Battery Capacity:** 4000mAh
- **Wireless Distance:** Up to 10m
- **Weight:** 1018g (approx. 2.24 lbs)
- **Dimensions:** 303.2(L) x 104.3(W) x 45(H) mm (approx. 11.94 x 4.1 x 1.77 inches)
- **Battery Life:** Up to 70 hours (RGB OFF), Up to 15 hours (RGB ON)
- **Compatible Devices:** PC
- **Keyboard Backlighting:** RGB
- **Style:** Retro Frosted Transparent Case

TECHNICAL SPECIFICATION

Product Name:
MAXFIT81 MK910

Battery Capacity:
4000mAh

Number of Keys:
80keys + 1 Encoder

Wireless Distance:
Up to 10m

Switch Type:
Mechanical

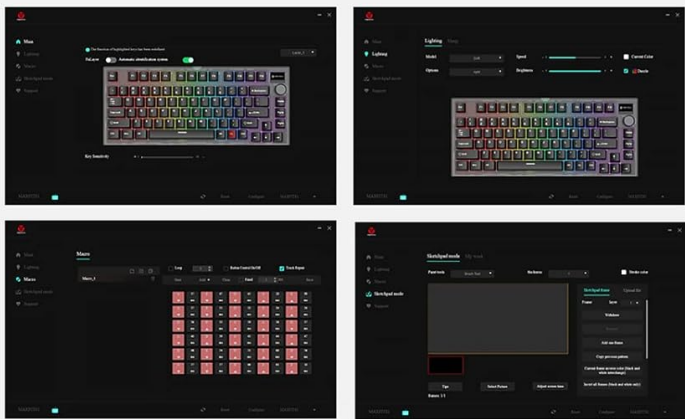
Size:
303.2(L)x104.3(W)x45(H)mm

Anti-Ghosting:
All Keys

Weight:
1018gr

Connection:
Wired, StrikeSpeed Wireless & BT
(Connect Up to 5 Devices)

Battery Life:
Up to 70hr with RGB OFF
Up to 15hr with RGB ON



PERSONALIZATION+
Adjustable spectrum modes, button assignments and easy-macro scripts through MAXFIT81 FROST WIRELESS software. Available on www.fantechworld.com

A table detailing the technical specifications of the FANTECH MAXFIT81 keyboard, including battery capacity, dimensions, and connectivity.

GATERON G PRO V2[®]

SWITCH FEATURES:



Switch	Actuation force	Pre-travel	Travel distance	Behavior	Sound level
Blue Switch	60±15gf	2.3±0.6mm	4.0mm	Clicky	Clicky
Brown Switch	55±15gf	2.0±0.6mm	4.0mm	Tactile	Medium
Yellow Switch	50±15gf	2.0±0.6mm	4.0mm	Linear	Quiet

A table outlining the features of Gateron G Pro V2 switches, including actuation force, pre-travel, travel distance, behavior, and sound level for Blue, Brown, and Yellow switch types.

WARRANTY AND SUPPORT

For warranty information and technical support, please visit the official FANTECH website or contact their customer service. Keep your purchase receipt as proof of purchase for warranty claims.

Safety Information: The software only supports Windows 7 or newer.