

Lunix LX13

Lunix LX13 6-Piece Orthopedic Bed Wedge Pillow System User Manual

Model: LX13 | Brand: Lunix

INTRODUCTION

The Lunix LX13 6-Piece Orthopedic Bed Wedge Pillow System is designed to provide customizable support and comfort for individuals recovering from surgery, experiencing medical conditions, or seeking enhanced relaxation. This system features high-density memory foam and modular components to adapt to various body positions and needs.

SETUP INSTRUCTIONS

Unpacking and Expansion

1. Carefully remove all six pillow components from their vacuum-sealed packaging.
2. Allow the memory foam pillows to expand fully. This process typically takes a few hours, but complete expansion may take up to 72 hours.
3. Gently knead or fluff the pillows to assist in their expansion if needed.

Modular Assembly and Configuration

The LX13 system includes six modular pieces designed for versatile configurations. Utilize the integrated Velcro attachments and non-slip covers to securely connect the pieces and prevent sliding.

Components Included:

- 1 Base Pillow
- 1 Back Pillow
- 1 Head Pillow
- 1 Lumbar Pillow

- 2 Leg Pillows

Experiment with different arrangements to find the optimal posture for your specific needs. The system supports various positions for sleeping, reading, leg elevation, and post-surgery recovery.



Image: The Lunix LX13 system arranged for comfortable lounging.



Image: The adjustable design of the LX13 Bed Wedge Pillow, allowing angles from 20° to 80°.

OPERATING INSTRUCTIONS

Achieving Optimal Support

The LX13 system is designed to provide anatomical support and minimize pressure points. Adjust the pillows to achieve a 'Zero-Gravity' elevation, which can reduce tension on incisions after abdominal procedures like Tummy Tuck and C-Section.

- **For Back Support:** Use the base and back pillows to create an inclined surface. The head pillow can be attached for neck comfort.
- **For Leg Elevation:** Position the leg pillows to elevate your legs, which can improve blood circulation and reduce swelling.
- **For Side Sleeping:** Configure the pillows to support your spine and knees, maintaining proper alignment.
- **For Reading or Lounging:** Arrange the pillows to create a comfortable upright or reclined position.

Multipurpose

At Its Finest



The hot-cold pack can be used separately from the pillow. Simply use it as needed for targeted relief of sore muscles and joints. It is made with a durable, leak-proof design and can be frozen or heated for both hot and cold therapy.



Image: 18-in-1 Multi-Positional System demonstrating various configurations.

Benefits of Use

Proper use of the LX13 system can contribute to:

- Reduced acid reflux and GERD symptoms.
- Faster recovery after surgery by supporting proper body alignment.
- Improved blood circulation.
- Relief from neck and back pain.

- Assistance with asthma and lung problems by elevating the upper body.
- Reduction in snoring.

Designed to Improve your Wellness

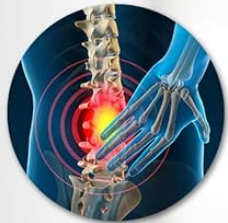
And your Body



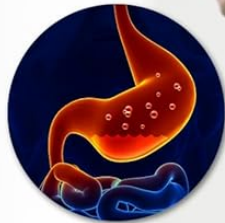
**REDUCE
KNEE PAIN**



**RELIEVE
NECK PAIN**



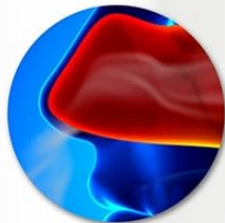
**HELP
WITH BACK PAIN**



**REDUCE ACID
REFLUX & GERD**



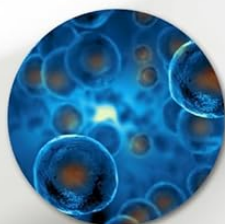
**HELP WITH ASTHMA
& LUNG PROBLEMS**



**HELP
WITH SNORING**



**IMPROVE
BLOOD CIRCULATION**



**FAST RECOVERY
AFTER SURGERY**



Lunix

Image: Health benefits associated with the Lunix LX13 system.

Hot & Cold Gel Pack Usage

The included reusable hot/cold gel pack can be used separately for targeted relief of sore muscles and joints. It is made with a durable, leak-proof design.

- **For Cold Therapy:** Place the gel pack in the freezer for at least 2 hours.

- **For Hot Therapy:** Heat the gel pack in a microwave according to package instructions, or immerse it in hot (not boiling) water for 5-10 minutes.
- Always wrap the gel pack in a cloth before applying directly to skin to prevent burns or frostbite.

18-in-1 Design

Multi - Positional System



Image: Multipurpose use of the system, highlighting the reusable hot & cold gel pack.

Your browser does not support the video tag.

Video: Official demonstration of the LX13 6-piece Orthopedic Wedge Pillow Set by LUNIX USA, showcasing various configurations and uses.

MAINTENANCE

Cleaning Instructions

The LX13 pillow system features removable, machine-washable covers made from soft plush fabric. For best results, follow these steps:


1. Unzip and remove the covers from all pillow components.
2. Machine wash the covers in cold water on a gentle cycle.
3. Tumble dry on low heat or air dry to maintain fabric integrity.
4. Do not bleach or iron the covers.

Storage

For convenient storage, the system includes two vacuum storage bags. This allows for compact storage when the pillows are not in use.

1. Place the head pillow and back pillow into one vacuum bag.
2. Place the knee pillow and base pillow into the other vacuum bag.
3. Seal the zipper of each bag.
4. Use a vacuum cleaner to remove air from the bags until they are compressed.
5. Close the lids on the bags to maintain the vacuum seal.

Hassle-Free Storage



1

Place the Bag


Place the open bags face-up on a flat surface. Insert the head pillow and the back pillow into one bag and the knee pillow and base pillow into the other bag.



2

Remove the Air

Seal the zipper. Use the vacuum cleaner to remove the air from the bags.



3

Close the Lid

Remove the vacuum hose from the valve and close the lids on the bags.

Image: Hassle-free storage instructions using vacuum bags.

TROUBLESHOOTING

If you encounter any issues with your Lunix LX13 system, please consider the following:

- **Pillows not fully expanding:** Ensure sufficient time (up to 72 hours) has passed since unpacking. Gentle kneading can sometimes help. If a pillow does not regain its shape after this period, contact customer support.
- **Pillows sliding:** Verify that the integrated Velcro attachments are properly secured and that the non-slip covers are positioned correctly.
- **Discomfort:** Re-evaluate your pillow configuration. The modular design allows for many adjustments to find the most comfortable and supportive position for your body.

For persistent issues or concerns not addressed here, please refer to the Support section for contact information.

SPECIFICATIONS

Feature	Detail
Brand	Lunix
Model Name	LX13
Number of Pieces	6
Fill Material	Memory Foam (High-density 45D)
Fabric Type	Short Plush Fabric
Item Firmness Description	Medium Firm
Product Dimensions	30"L x 24"W (Base Pillow)
Item Weight	16.66 Pounds
Special Features	Adjustable, Breathable, Compressible, Cooling, Removable and Washable Covers, OEKO-Tex Certified
Recommended Uses	Nursing, Reading, Recovery, Resting, Sitting, Sleeping, Studying
Body Parts Supported	Back, Head, Legs, Neck, Whole Body
Material Type Free	Chemical Free
Product Care Instructions	Machine Wash (covers)
UPC	860008947796

WARRANTY

The Lunix LX13 6-Piece Orthopedic Bed Wedge Pillow System is backed by a **Lifetime Warranty**. This warranty covers manufacturing defects and ensures the quality and durability of your product. For more details or to make a claim, please contact Lunix customer support.

SUPPORT

For any questions, assistance, or troubleshooting regarding your Lunix LX13 product, please contact our dedicated customer support team.

US Based Customer Support: (307) 461-9622

Our team is available to help you with product inquiries, warranty claims, and general support to ensure your satisfaction.



There is something I need to ask you

If you have any questions about your LUNIX products or need further assistance, we are here to help you.

US Based Support
(307) 461-9622



Image: Lunix US-based customer support contact information.