

HOU MF11

HOU Keyboard Case User Manual

Brand: HOU | Model: MF11

1. INTRODUCTION

Thank you for choosing the HOU Keyboard Case. This manual provides detailed instructions for setting up, operating, and maintaining your new keyboard case, designed to enhance your iPad experience with its advanced features and ergonomic design. Please read this manual thoroughly before use to ensure optimal performance and longevity of your device.

2. WHAT'S IN THE BOX

- HOU Keyboard Case
- USB Cable

3. COMPATIBILITY

This keyboard case is compatible with the following iPad models:

- iPad Air 11 inch (2025 M3/2024 M2)
- iPad Pro 11-inch (4th/3rd/2nd/1st Gen)
- iPad Air 10.9 inch (5th/4th Gen)

Specific model numbers include: 2022 11-inch Pro 4th Gen (A2759, A2435, A2761, A2762), 2021 iPad Pro 3rd Gen (A2301, A2456, A2460), 2020 iPad Pro 2nd Gen (A2228, A2068, A2230, A2231), 2018 iPad Pro 1st Generation (A1980, A2013, A1934, A1979), 2022 iPad Air 5th Gen (A2591/A2588/A2589), 2020 iPad Air 4th Gen (A2072, A2316, A2324, A2325).

Please verify your iPad's model number (Axxxx) on the back before purchasing or using.

Compatible with iPad 10.9/11 only

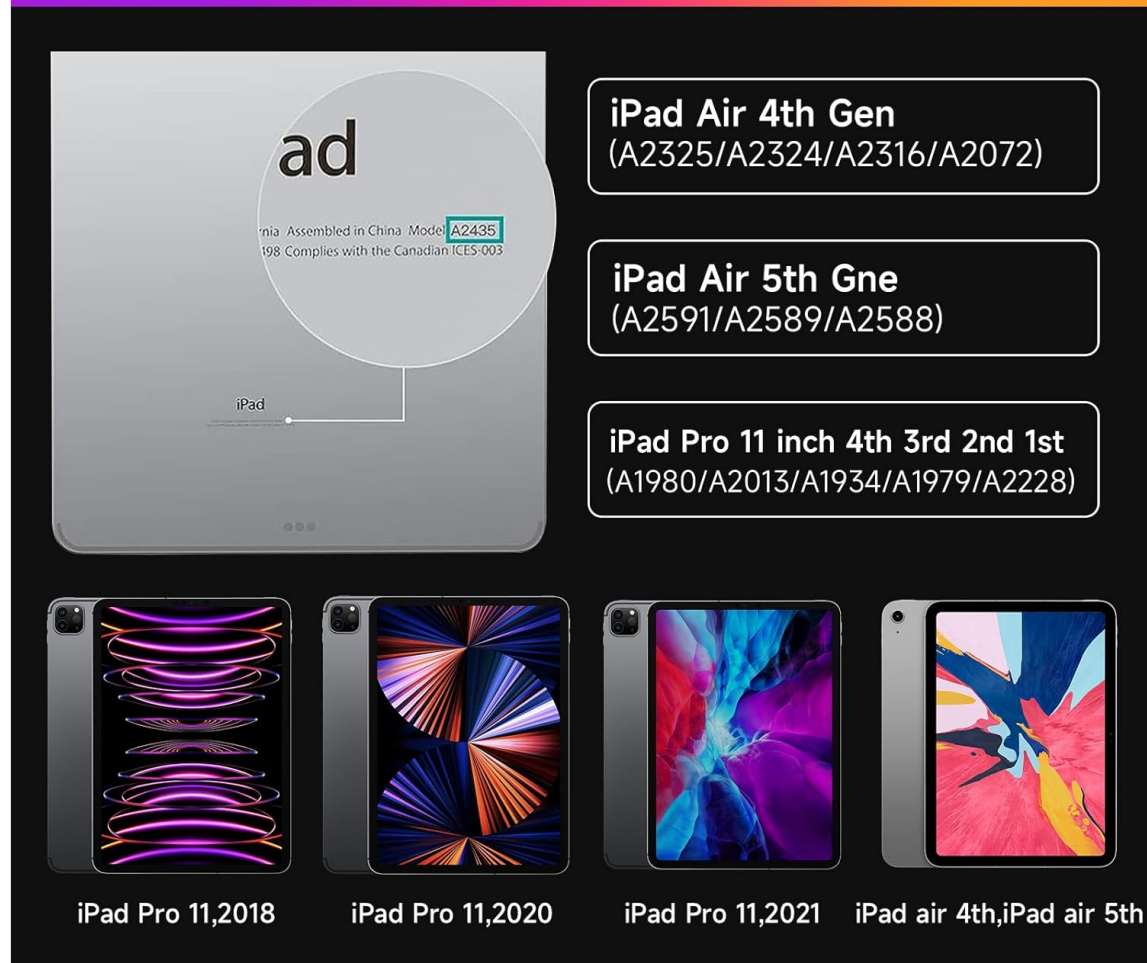


Image: Compatibility chart for various iPad models.

4. SETUP

4.1 Initial Activation & Bluetooth Connection

1. Ensure the keyboard is charged. Connect the provided USB-C cable to the keyboard's charging port.
2. To activate the keyboard for the first time, press and hold the **FN + CONTROL + R** keys simultaneously for 3 seconds until the indicator light illuminates.
3. On your iPad, go to **Settings > Bluetooth**.
4. Turn on Bluetooth and select the HOU Keyboard from the list of available devices to pair.

4.2 Trackpad Settings (Tap to Click)

If you prefer to use 'Tap to Click' functionality on the trackpad:

1. First, ensure your keyboard is activated and connected via Bluetooth.
2. On your iPad, navigate to **Settings > General > Trackpad**.

3. Toggle the switch next to "Tap to Click" to the ON position.

Your browser does not support the video tag.

Video: Demonstrates the HOU Keyboard Case with iPad Pro 11, highlighting its features and functionality.

5. OPERATING INSTRUCTIONS

5.1 Floating Cantilever Stand

The keyboard case features a magnetic suspension design with a strong magnetic suction to securely hold your iPad. The ergonomically designed floating cantilever stand allows for an adjustable angle of up to 135°, enabling you to choose the most comfortable viewing and typing position.



Image: HOU Keyboard Case with iPad in floating cantilever stand position.

5.2 Precision Multi-Touch Trackpad

The 2023 upgraded full-area click and integrated multi-touch trackpad, made with an “etching process” and powerful linear motor, allows for accurate control of your iPad. It supports various gestures such as scrolling, swiping, and tapping, as well as multimedia functions, providing a smooth, stutter-free, and lag-free experience. The etched glass material is also easy to clean and resistant to fingerprints.

Click-anywhere touchpad

(What amazing happening!)



Five signal towers ensure no delay
Etched glass material,
Feels amazing, No fingerprints

Image: Close-up of the HOU Keyboard Case trackpad.

5.3 Backlit Keyboard

The keyboard features 7 colors and 3 brightness levels for its backlight. You can freely choose your preferred color to create a comfortable typing environment and adjust brightness for eye protection, especially at night. The keyboard has a 500mAh battery, offering up to 220 hours of working time without lighting and 6 hours with lighting.

7 colors 3 lever adjustment



Updated scissor structure

Impressive keyboard




Image: HOU Keyboard Case with RGB backlit keys.

5.4 Laptop-like Keyboard & Shortcut Keys

The keyboard provides a full row of iPadOS shortcut keys for one-tap access to volume controls and other functions. With an etched surface and original Hall buttons, typing is soft, comfortable, and free from stuttering or delay. The keys feature a 1.2mm travel distance for an ergonomic typing experience.



Image: Scissor key structure for comfortable typing.

5.5 Auto-Sleep/Wake Function

The keyboard case supports auto-sleep and auto-wake functions. Simply open the keyboard case to wake your iPad, and close it to put your iPad to sleep, conserving battery life.

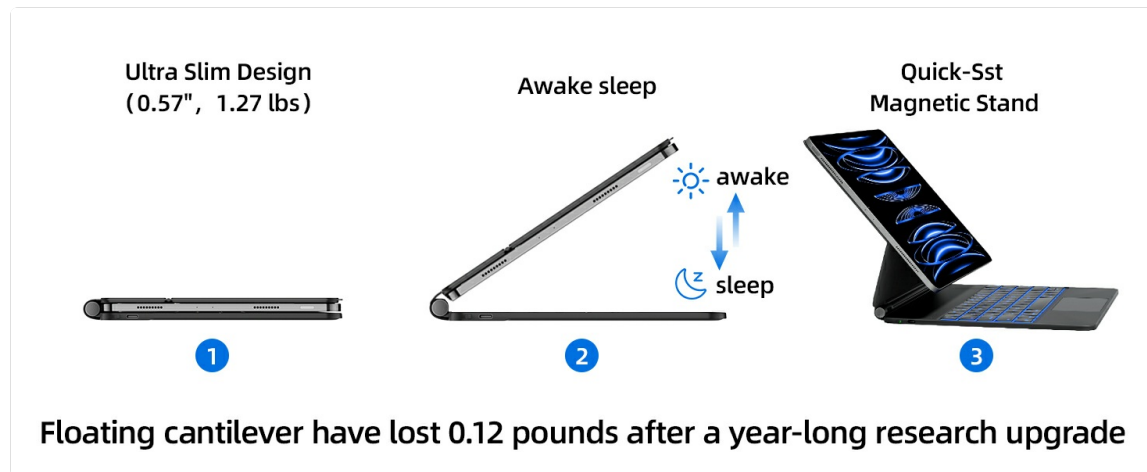


Image: Auto-sleep/wake and magnetic stand functionality.

Your browser does not support the video tag.

Video: Overview of the HOU Keyboard Case for iPad Pro 11 & Air 5/4, demonstrating its features and ease of use.

6. MAINTENANCE

6.1 Cleaning

The keyboard case features a new technology fabric, semi-silicone PU, which is smooth to the touch and possesses anti-smudge and anti-scratch properties. Stubborn stains, such as pencil marks, can be easily wiped away with a soft, damp cloth.

6.2 Charging

Charge the keyboard using the provided USB-C cable. The keyboard has a large capacity of 500mAh, providing extended usage time. Ensure the keyboard is fully charged before long periods of non-use to maintain battery health.

7. TROUBLESHOOTING

7.1 Keyboard Not Responsive

If the keyboard becomes unresponsive, try the following steps:

1. Ensure the keyboard is charged.
2. Turn the keyboard off and then back on using the power switch.
3. Reconnect the keyboard via Bluetooth on your iPad (Settings > Bluetooth).
4. If the issue persists, try restarting your iPad.

7.2 Trackpad Oversensitivity or Lag

If you experience oversensitivity or lag with the trackpad:

1. On your iPad, go to **Settings > General > Trackpad**.
2. Adjust the "Tracking Speed" slider to a comfortable level.
3. Ensure the keyboard is fully charged.

7.3 iPad Not Securely Attaching to Stand

The case uses strong omni-directional magnets for secure attachment. If your iPad is not securely attaching:

1. Ensure the iPad is correctly aligned with the magnetic area on the case.
2. Check for any debris or obstructions between the iPad and the case's magnetic surface.

Your browser does not support the video tag.

Video: Demonstrates the HOU Keyboard Case for the iPad Pro, showcasing its design and functionality.




8. SPECIFICATIONS

Feature	Detail
Product Dimensions	9.82 x 7.63 x 0.62 inches
Item Weight	1.27 pounds
Item Model Number	MF11
Manufacturer	HOU
Country of Origin	China
Batteries	1 Lithium Polymer battery (included)
Connectivity Technology	Bluetooth
Keyboard Description	Multimedia
Special Features	Ergonomic, Backlit, Foldable, Rechargeable, Trackpad
Keyboard Backlighting Color Support	RGB (7 colors, 3 brightness levels)
Number of Keys	64

9. WARRANTY AND SUPPORT

For any questions or support needs regarding your HOU Keyboard Case, please log in to your Amazon account, navigate to 'Your Orders', and click 'Contact Seller' for assistance.

Related Documents - MF11

<div></div> <div><p>HOU Mate Keyboard Case HOU Protezione tastiera</p><p>User Manual / Manuale</p><p><small>Il presente manuale è destinato agli utenti finali del prodotto. Per informazioni sui contenuti, visitate il sito www.hou.com. © 2023 HOU. Tutti i diritti sono riservati. È vietata la ristampa o l'uso non autorizzato senza permesso scritto dalla HOU.</small></p></div>	<p>HOU Mate Keyboard Case User Manual</p> <p>Comprehensive user manual for the HOU Mate Keyboard Case, detailing setup, features, troubleshooting, and shortcuts for enhanced productivity with your iPad.</p>
<div></div> <div><p>Keyboard Case Protezione tastiera</p><p>User Manual / Manuale</p><p><small>Il presente manuale è destinato agli utenti finali del prodotto. Per informazioni sui contenuti, visitate il sito www.hou.com. © 2023 HOU. Tutti i diritti sono riservati. È vietata la ristampa o l'uso non autorizzato senza permesso scritto dalla HOU.</small></p></div>	<p>HOU Keyboard Case User Manual for iPad</p> <p>Comprehensive user manual for the HOU Keyboard Case, detailing compatibility, setup, Bluetooth connection, charging, battery status, on-screen keyboard usage, extensive shortcut key maps, product parameters, troubleshooting, and important safety notes for iPad users.</p>
<div></div> <div><p>MF-SX12 KEYBOARD CASE</p><p>USER MANUAL</p><p><small>Thank you for purchasing this product. Please read the user manual carefully before using the product. © 2023 HOU. All rights reserved. No part of this manual may be reproduced without written permission from HOU.</small></p></div>	<p>HOU MF-SX12 Keyboard Case User Manual</p> <p>User manual for the HOU MF-SX12 Keyboard Case, detailing product introduction, parameters, maintenance, wireless connection, key backlight features, status indicators, and FCC/ISED compliance.</p>