

MUNBYN ITP01

MUNBYN Portable Bluetooth Thermal Printer ITP01 User Manual

Model: ITP01 (A40)

1. INTRODUCTION

The MUNBYN ITP01 Portable Bluetooth Thermal Printer is designed for convenient, on-the-go printing. This compact, inkless printer supports various thermal paper sizes, including US Letter and A4, and is compatible with Android, iOS, Windows, and Mac devices. Its thermal printing technology eliminates the need for ink cartridges, offering a cost-effective and environmentally friendly printing solution.

This manual provides detailed instructions for setting up, operating, and maintaining your MUNBYN ITP01 printer to ensure optimal performance.



Image: The MUNBYN ITP01 printer is compact and lightweight, making it easy to carry in a handbag or briefcase for mobile use.

2. WHAT'S IN THE BOX

Upon unboxing your MUNBYN ITP01 printer, verify that all components are present:

- 1 x Portable Printer
- 1 x USB-C Cable
- 1 x User Manual
- 1 x Roll of A4 Thermal Paper

3. SETUP

3.1 Charging the Printer

Before initial use, fully charge the printer. Connect the provided USB-C cable to the printer's charging port and a compatible USB power adapter. The printer features a 2600mAh battery, providing extended usage. A full charge typically takes approximately 3 hours.

3.2 Loading Thermal Paper

The ITP01 printer supports both roll and folding thermal paper in various widths. Ensure you use only thermal paper, as ordinary paper is not compatible.

1. Open the paper compartment cover.
2. Adjust the built-in stopper to match the width of your thermal paper (e.g., 216mm for US Letter/A4, 107mm, 77mm, or 57mm).
3. Insert the thermal paper roll or stack of folding paper into the compartment, ensuring the printable side faces the print head.
4. Close the paper compartment cover.



Image: The printer supports multiple thermal paper sizes, including US Letter, A4, 4-inch, 3-inch, and 2-inch widths.



Support Multiple Print Templates

Image: The printer supports both automatic paging for multiple sheets and a built-in paper saving space for rolls.

4. OPERATING INSTRUCTIONS

4.1 Power On/Off

Press and hold the power button located on the printer to turn it on or off. The indicator light will illuminate when the printer is powered on.

4.2 Connecting via Bluetooth (iOS/Android)

For mobile devices, use the PeriPage app to connect to the printer.

1. Download the 'PeriPage' app from the App Store (iOS) or Google Play Store (Android).
2. Ensure Bluetooth is enabled on your mobile device.
3. Open the PeriPage app and follow the on-screen instructions to search for and connect to your printer (e.g., 'PeriPage_A40_BLE').
4. Once connected, you can select documents or images within the app for printing.



Bluetooth Connection

Compatible with iOS or Android phones and iPad



Image: The printer connects via Bluetooth to iOS and Android phones and tablets using the PeriPage app.

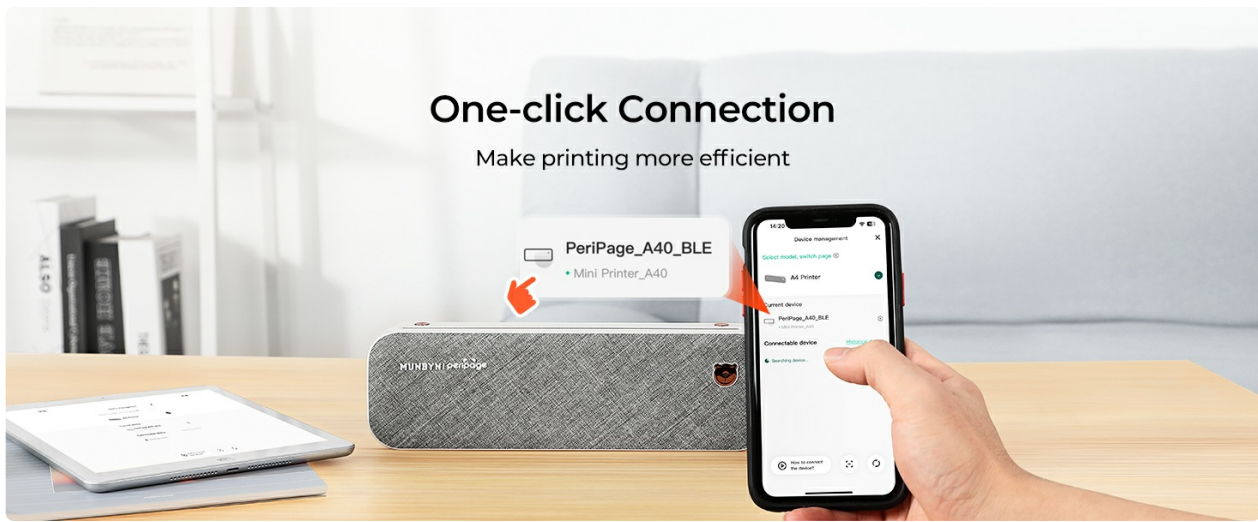


Image: The PeriPage app facilitates a quick, one-click connection to the printer for efficient printing.

4.3 Connecting via USB (Windows/Mac/Chromebook)

For desktop and laptop computers, connect the printer using the provided USB-C cable.

1. Connect the printer to your computer using the USB-C cable. (Note: A USB to Type-C adapter may be required for Mac computers).
2. Download and install the appropriate printer driver for your operating system (Windows 7-11, Mac, ChromeOS) from the official MUNBYN website. Refer to the included user manual for the specific driver download link.
3. Once the driver is installed, the printer will be recognized by your computer, allowing you to print from various applications.



Image: The printer connects to computers via a USB-C cable. A USB to Type-C adapter might be needed for Mac devices.

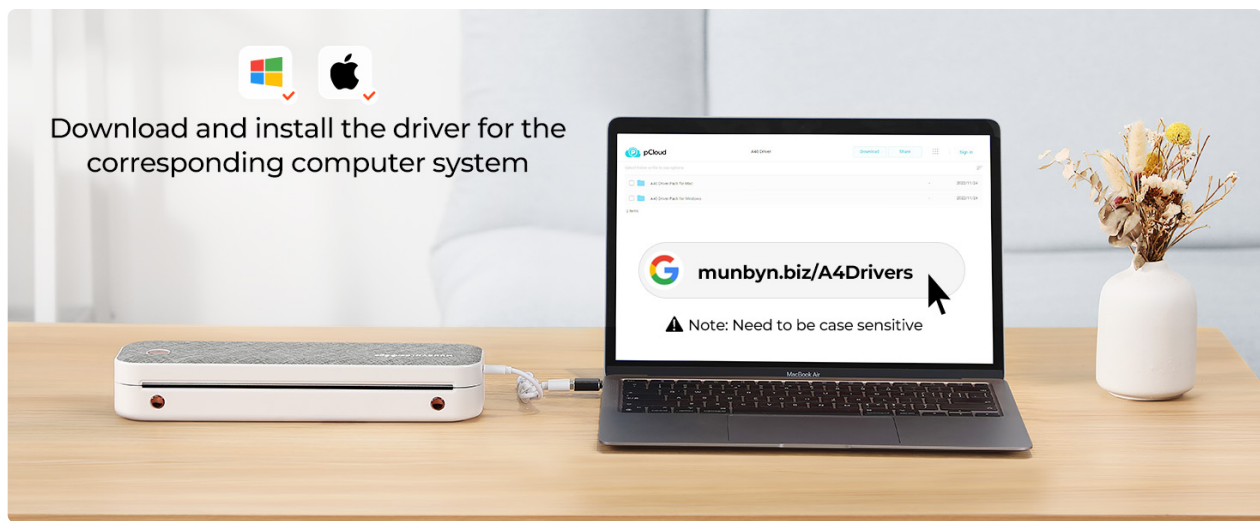


Image: Users must download and install the correct driver for their computer's operating system to enable USB printing.

4.4 Printing Documents and Images

The printer supports various file formats, including Word, Excel, PPT, TXT, and JPG. You can print standard documents or photos directly from the PeriPage app or your computer's print dialogue.



Image: The MUNBYN ITP01 printer in operation, producing a printed document.



Image: The printer delivers higher and clearer print quality for various documents.

5. PAPER COMPATIBILITY

The MUNBYN ITP01 printer is designed exclusively for thermal paper. It supports a range of widths:

- 216mm (US Letter/Legal)
- 210mm (A4)
- 107mm (4-inch)
- 77mm (3-inch)
- 57mm (2-inch)

The maximum paper roll diameter supported is 30mm. Using non-thermal paper will not produce any print output and may damage the printer.

6. MAINTENANCE

6.1 Cleaning the Printer

To maintain print quality, periodically clean the print head. Use a soft, lint-free cloth lightly dampened with isopropyl alcohol. Gently wipe the print head surface. Ensure the printer is powered off and disconnected from any power source before cleaning.

6.2 Inkless Technology

The ITP01 utilizes advanced thermal printing technology, eliminating the need for ink, toner, or ribbons. This reduces maintenance requirements and operating costs.



Image: The inkless thermal printing technology of the MUNBYN ITP01 saves costs compared to traditional inkjet printers.

6.3 Built-in Cutter

The printer features a sharp built-in cutter for clean and tidy paper separation after printing. Exercise caution when using the cutter.



Image: The printer includes a sharp built-in cutter for easy and clean paper tearing.

7. TROUBLESHOOTING

If you encounter issues with your MUNBYN ITP01 printer, refer to the official Troubleshooting Guide for detailed solutions. A PDF version is available for download:

[Download Troubleshooting Guide \(PDF\)](#)

Common issues and their potential solutions include:

- **Printer not connecting:** Ensure Bluetooth is on (for mobile) or drivers are installed (for PC). Check cable connections.
- **No print output:** Verify thermal paper is loaded correctly and is the correct type. Check battery level.
- **Poor print quality:** Clean the print head. Ensure thermal paper is not old or damaged.
- **Printer not turning on:** Charge the printer fully.

8. SPECIFICATIONS

Feature	Specification
Product Dimensions	3.14"D x 10.51"W x 1.79"H
Item Weight	1.45 pounds
Connectivity Technology	Bluetooth, USB
Printing Technology	Thermal
Printer Output	Monochrome
Maximum Print Speed (Monochrome)	3 ppm
Maximum Black and White Print Resolution	203dpi
Print Media	Thermal Paper
Maximum Media Size	8.5 x 11 inch (US Letter/A4)
Supported Sheet Sizes	A4/US Letter/Legal/2"/3"/4" Inches
Compatible Devices	Laptops, PC, Smartphones, Tablets
Controller Type	Android, iOS
Battery	1 Lithium Ion battery (included)
Memory Storage Capacity	64 MB
Duplex Printing	No (Simplex)

9. WARRANTY AND SUPPORT

9.1 Warranty Information

The MUNBYN ITP01 printer comes with a General (2-year standard, extendable) warranty. Please retain your


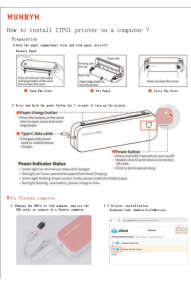




proof of purchase for warranty claims.

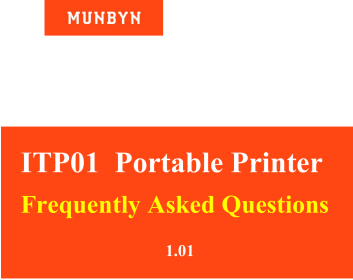
9.2 Customer Support

For further assistance, MUNBYN provides comprehensive customer support, including video tutorials, printing tips, telephone support, and computer remote help. Our online support is available 24/7 to ensure prompt replies to your inquiries.

For additional resources, you may visit the official MUNBYN store:[MUNBYN Store](#)

Related Documents - ITP01

	<p>MUNBYN PeriPage A40 Portable Thermal Printer User Manual</p> <p>Comprehensive user manual for the MUNBYN PeriPage A40 portable thermal printer. Learn about setup, printing methods, paper handling, maintenance, and specifications.</p>
	<p>How to Install MUNBYN ITP01 Printer on a Computer</p> <p>A comprehensive guide to installing the MUNBYN ITP01 portable thermal printer on both Windows and Mac operating systems. Learn preparation steps, driver installation, and printing procedures.</p>
	<p>MUNBYN ITPP047 Thermal Printer: Easy Setup Guide</p> <p>A comprehensive guide to setting up the MUNBYN ITPP047 thermal printer for various operating systems including Windows, macOS, Linux, Chromebook, and Android, covering USB, LAN, and Bluetooth connections.</p>
	<p>Munbyn ITPP047P Easy Setup Guide</p> <p>A comprehensive guide to setting up the Munbyn ITPP047P thermal receipt printer for various operating systems including Windows, macOS, Linux, Chromebook, and Android. Covers USB, LAN, Bluetooth, and Wi-Fi connections.</p>
	<p>MUNBYN Logistics Label Printer User Guide - Setup, Specs, and Support</p> <p>Comprehensive user guide for the MUNBYN Logistics Label Printer (Model: ITPP941B). This guide covers product introduction, setup instructions, printer overview, driver installation for Windows and Mac, troubleshooting tips, specifications, safety notices, and technical support contact information. Learn how to connect, configure, and maintain your MUNBYN label printer.</p>
	<p>MUNBYN ITP04 Portable Thermal Printer Manual</p> <p>This manual provides instructions for the MUNBYN ITP04 portable thermal printer, covering setup, paper installation, mobile and computer printing, head cleaning, and product specifications.</p>

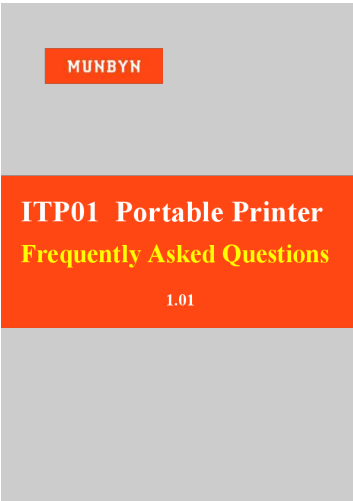


[\[pdf\]](#) Frequently Asked Questions

lenovo ITP01 Portable Printer Auto Coin CounterWarning To ensure that the paper can be properly recognized and printed by printer please use Munbyn brand thermal paperB1qPHbkf0ILm media amazon images I B1qPHbkf0IL ref dp product quick view |||

ITP01 Portable Printer FreqAueunttolyCAoskinedCQouuensttieorns Auto Co1.i0n1 Counter Version History Date 2023-5-23 2023-11-16 By Timber Zhang James Hu Changes Initial Release Update 2.0 Common Trouble Shooting Version 1.00 1.01
ITP01 Frequently Asked Questions Version 1.00 WhatsApp...

lang:en **score:35** filesize: 2.25 M page_count: 26 document date: 2023-11-25

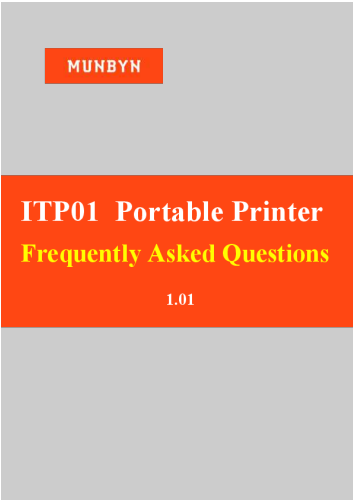


[\[pdf\]](#) Frequently Asked Questions

lenovo FAQ MUNBYN Portable Printer ITP01 Bluetooth Thermal for Travel Support 8 5x11 US Letter A4 Paper Compatible with Android and iOS Phone Laptop Inkless Mobile Office Green Products B1qPHbkf0IL m media amazon images I |||

ITP01 Portable Printer FreqAueunttolyCAoskinedCQouuensttieorns Auto Co1.i0n1 Counter Version History Date 2023-5-23 2023-11-16 By Timber Zhang James Hu Changes Initial Release Update 2.0 Common Trouble Shooting Version 1.00 1.01
ITP01 Frequently Asked Questions Version 1.00 WhatsApp: 86 ...

lang:en **score:35** filesize: 2.25 M page_count: 26 document date: 2023-11-25




[\[pdf\]](#) Frequently Asked Questions

lenovo FAQ MUNBYN Portable Printer ITP01 Bluetooth Thermal for Travel Support 8 5x11 US Letter A4 Paper Compatible with Android and iOS Phone Laptop Inkless Mobile Office Pink Laser Printers Amazon au B137jX VODL m media amazon images I |||

ITP01 Portable Printer FreqAueunttolyCAoskinedCQouuensttieorns Auto Co1.i0n1 Counter Version History Date 2023-5-23 2023-11-16 By Timber Zhang James Hu Changes Initial Release Update 2.0 Common Trouble Shooting Version 1.00 1.01
ITP01 Frequently Asked Questions Version 1.00 WhatsApp: 86 ...


lang:en **score:35** filesize: 2.25 M page_count: 26 document date: 2024-01-02



[How to Install MUNBYN ITP01 Printer on a Computer](#)

A comprehensive guide to installing the MUNBYN ITP01 portable thermal printer on both Windows and Mac operating systems. Learn preparation steps, driver installation, and printing procedures.

lang:en score:31 filesize: 979.8 K page_count: 4 document date: 2023-05-31

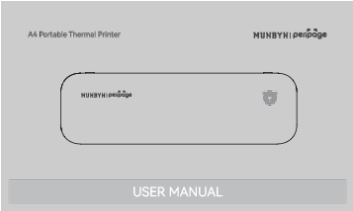


[\[pdf\] Troubleshooting Guide Guide](#)

MUNBYN Portable Bluetooth Thermal Printer ITP01 for Travel Support 8 5x11 US Letter A4 Paper Compatible with Android and iOS Phone Laptop Inkless Mobile Office Grey PrinterA40 Troubleshooting Guide B0CTMSYY27 B0BNVWBTV9 B0C58FVZ9D B0BRCSH41581gIJpfV1gLm media amazon images I 81gIJpfV1gL |||

1. How to do when the printing content is not clear 1. Please check whether the printer cover is ti ... 3 inches 77mm*30mm , 4 inches 107mm*30mm thermal printing paper. 3. How to print emails on the **ITP01**/A40 printer Switch on the Bluetooth function of your mobile phone, open PeriPage App, and con...

lang:en score:24 filesize: 338.34 K page_count: 7 document date: 2024-01-25



[MUNBYN PeriPage A40 Portable Thermal Printer User Manual](#)

Comprehensive user manual for the MUNBYN PeriPage A40 portable thermal printer. Learn about setup, printing methods, paper handling, maintenance, and specifications.

lang:en score:10 filesize: 3.7 M page_count: 33 document date: 2024-01-02