

## GEYGUY 6.5 inch

# GEYGUY GPSK-1 DSP Bluetooth Karaoke Machine User Manual

Model: GPSK-1

## 1. INTRODUCTION

Thank you for choosing the GEYGUY GPSK-1 DSP Bluetooth Karaoke Machine. This all-in-one portable speaker is designed to elevate your music and live streaming experience with powerful sound, versatile connectivity, and dynamic lighting. It features a 6.5-inch long-stroke subwoofer and a high-quality neodymium iron shed tweeter for superior audio performance. This manual provides detailed instructions to help you get the most out of your device.



Figure 1: GEYGUY GPSK-1 DSP Bluetooth Karaoke Machine and included accessories.

## 2. WHAT'S IN THE BOX

Your GEYGUY GPSK-1 package includes the following items:

- 1 x DSP Karaoke Machine (6.5 inch)
- 2 x Wireless Microphones
- 2 x Microphone Stands
- 1 x Remote Control
- 1 x Charge Cable
- 1 x Data Cable (USB-C)
- 1 x Lightning Adapter

- 1 x Android Adapter
- 1 x Headphone



# ALL-IN-ONE

## live broadcast speaker



BLUETOOTH 5.0



DSP USB-C



FM RADIO



RECORDING



GUITAR IN



LINE IN



MUSIC ONLY



MONITOR

- DSP audio interface live streaming broadcast/recording
- 4-8 hours use time depend on the volume level
- 4 different microphone sound effects
- 5 voice changer, e.g. female / male / girlish / robot / original
- Crystal UHF mic (902-928MHz) for clear sound
- Eliminate the human voice part for karaoke
- Digital breathing light effect changing with music

### Package List



Microphone Stand



Crystal UHF Wireless Microphone



Charging Cable



Data Cable



Headphone



Remote Control



Manual



Android Adapter  
Lightning Adapter

Figure 2: All components included in the product package.

## 3. SETUP

### 3.1 Initial Power On

Before first use, ensure the karaoke machine is fully charged using the provided charge cable. Connect the DC 5V port on the unit to a suitable power source. The unit is equipped with a high-density rechargeable battery, providing 4-6 hours of play on a full charge and up to 96 hours of standby time.



# Start Your DSP Live Stream Tour

difference from other analog signal speakers

## SUPPORT

Compatible with 99% Live/recording Apps  
e.g.



Recorder Keep

Total Recorder

OBS

ZOOM

Adobe Audition

AUDACITY

Perfect Sound

Gold Wave

DISCORD

Connect any electric instrument with  
6.35mm jack



guitar



piano



bass



drums



DJ set

**Signal Processor**

**Sound Reproduction**

**Transmit Audio Noise**

**Distortion**

**Anti-interference Capability**

**Compatible Devices**

### Digital Signal

DSP

>48kHz/16bit (high)

<20dB

<3%

strong

multiple



### Analog Signal

analog circuit

<24kHz/8bit (low)

<10%

<10%

weak

restricted



Figure 3: Top control panel with various inputs and controls.

## 3.2 Microphone Setup

The GPSK-1 comes with two wireless microphones. Insert the required batteries (included) into each microphone. The microphones can be stored in the integrated holders on the sides of the unit. For stable use, attach the microphones to the provided mini stands.

# Meet The Needs Of Various Scenarios




Figure 4: Wireless microphones stored in the unit's side holders.


## 4. OPERATING INSTRUCTIONS


### 4.1 Bluetooth Connection

To connect your device via Bluetooth 5.0, power on the karaoke machine. Activate Bluetooth on your smartphone, tablet, or other compatible device. Search for 'GEYGUY GPSK-1' in the list of available devices and select to pair. A confirmation sound will indicate a successful connection.



# 6.5" Long-stroke Subwoofer For Good Sound Quality

 2.5" neodymium horn tweeter

 6.5" subwoofer



**IN/OUT  
SUPER BASS**

**INDOOR  
MODE**

**OUTDOOR  
MODE**

**SUPER BASS  
MODE**

Figure 5: Bluetooth pairing instructions.

## 4.2 Audio Modes and Effects

The GPSK-1 offers indoor, outdoor, and super bass modes for optimized sound quality in various environments. Use the control panel to switch between these modes. You can also adjust microphone volume and apply 9 different microphone effects, including voice changers (e.g., female, male, girlish, robot, original) to personalize your sound.

# Intelligent Compatibility with Multiple Systems

Compatible with **PCs/Phones/Pads/Windows/iOS/Android/macOS**



Figure 6: Internal components and sound mode options.

## 4.3 Live Streaming and Recording

The upgraded model features a USB-C digital port for plug-and-play connectivity with smartphones, PCs, tablets, and cameras, making it ideal for podcast recording, streaming, and content creation. Connect your device using the provided data cable and adapters (Lightning for iPhone, Android adapter). Monitor your voice with the headphone interface. The unit is compatible with various live/recording apps.





Figure 7: Live streaming and recording setup with compatible devices and apps.

Your browser does not support the video tag.

Video 1: Demonstration of DSP karaoke machine with live streaming function.

Your browser does not support the video tag.

Video 2: Guide on how to plug in and stream like a pro with monitoring.

## 5. MAINTENANCE

To ensure the longevity and optimal performance of your GEY GUY GPSK-1, follow these maintenance guidelines:

- **Cleaning:** Use a soft, dry cloth to clean the exterior of the unit. Avoid using abrasive cleaners or solvents.
- **Battery Care:** For best battery life, avoid fully discharging the unit frequently. Charge it regularly, even when not in use, to maintain battery health.



- **Storage:** Store the unit in a cool, dry place away from direct sunlight and extreme temperatures.
- **Microphones:** Store microphones in their designated holders when not in use to prevent damage.

## 6. TROUBLESHOOTING

If you encounter any issues with your GEYGUY GPSK-1, please refer to the table below for common problems and their solutions:

Problem	Possible Cause	Solution
No Sound Output	Volume too low; incorrect input source; loose cable connection.	Increase master volume and input volume. Select correct input mode (Bluetooth, AUX, USB-C). Check all cable connections.
Microphone Not Working	Microphone off; low battery; not paired (if wireless).	Ensure microphone is powered on. Replace batteries. Re-pair wireless microphones according to pairing instructions.
Bluetooth Disconnection	Device out of range; interference; low battery.	Keep connected device within Bluetooth range. Minimize interference from other electronic devices. Charge the speaker and/or connected device.
LED Lights Not Working	Lights turned off; unit malfunction.	Press the light control button on the panel. If issue persists, contact customer support.

## 7. SPECIFICATIONS

Feature	Detail
Brand	GEYGUY
Model Number	6.5 inch
Mounting Type	Tabletop
Power Source	Battery Powered
Connector Type	USB, AUX
Material	Wood
Item Weight	7.7 pounds (3.5 Kilograms)
Output Wattage	42 Watts (520W Peak Power)
Number of Channels	2

Feature	Detail
Audio Input	Microphone, Line In, Guitar
Recommended Uses	Home, Parties, Live Streaming
Impedance	4 Ohm
Product Dimensions	9 x 9 x 12.5 inches
Battery Type	Lithium Ion (1 required, included)

## 8. WARRANTY AND SUPPORT

GEYGUY offers a 12-month warranty for your GPSK-1 DSP Bluetooth Karaoke Machine, ensuring a better user experience. For any questions, concerns, or assistance, please do not hesitate to contact our 24-hour customer service team. We are ready to assist you and ensure a risk-free shopping experience.

For support, please visit the [GEYGUY Store on Amazon](#) or refer to the contact information provided in your product packaging.