

- › [LITHELi](#) /
- › [Litheli 2x20V 560CFM Brushless Leaf Blower U20 Series Instruction Manual](#)

## LITHELi U20BR000A-220

# Litheli 2x20V 560CFM Brushless Leaf Blower U20 Series Instruction Manual

Model: U20BR000A-220

## 1. INTRODUCTION

This manual provides essential information for the safe and efficient operation, maintenance, and troubleshooting of your Litheli 2x20V 560CFM Brushless Leaf Blower. Please read this manual thoroughly before using the product and retain it for future reference.



*Figure 1: Litheli 2x20V 560CFM Brushless Leaf Blower.*

## 2. SAFETY INFORMATION

Always observe basic safety precautions to reduce the risk of fire, electric shock, and personal injury. Failure to follow these instructions may result in serious injury or property damage.

- **Read All Instructions:** Familiarize yourself with the controls and proper use of the appliance.
- **Wear Eye Protection:** Always wear safety glasses or goggles when operating the leaf blower.
- **Keep Area Clear:** Ensure the work area is clear of bystanders, children, and pets.
- **Avoid Contact with Moving Parts:** Keep hands, feet, and clothing away from openings and moving parts.
- **Battery Safety:** Use only specified battery packs. Do not incinerate or expose battery packs to high temperatures.
- **Proper Storage:** Store the appliance indoors in a dry, secure place out of reach of children.

## 3. PRODUCT OVERVIEW

The Litheli 2x20V 560CFM Brushless Leaf Blower is a battery-powered tool designed for efficient outdoor cleaning. It features a high-efficiency brushless motor and an innovative turbine fan for powerful airflow.

**3 YEARS  
WARRANTY  
FOR MACHINE**



Figure 2: Key components of the Litheli Leaf Blower, including blower tube, variable speed dial, max speed button, tube release button, fan housing, motor housing, battery pack release button, and modular 4.0Ah U-BATTERY PLUS.

- **High-Efficiency Brushless Motor:** Provides enhanced performance and extended battery runtime.
- **Innovative Turbine Fan:** Delivers robust, high-capacity air volume for effective debris removal.
- **Ergonomic Design:** Ensures superb balance and user comfort during operation.
- **Modular U-BATTERY PLUS:** The included 2x4.0Ah batteries are interchangeable with other U20 Series products and can function as a power bank.



# LONGER WORKING TIME

## 2x4.0Ah Battery



*Figure 3: Illustration of the brushless motor technology within the leaf blower.*

## 4. SETUP

### 4.1. Assembly

1. Align the blower tube with the main unit's outlet.
2. Push the tube firmly until it clicks into place, ensuring it is securely attached.

### 4.2. Battery Installation and Charging

The leaf blower operates on two 20V 4.0Ah U-BATTERY PLUS batteries. Ensure batteries are fully charged before first use.

1. To install, slide a charged battery pack into the battery slot on the blower until it clicks. Repeat for the second battery.
2. To remove, press the battery pack release button and slide the battery out.



3. Connect the charging cable to the U-BATTERY PLUS and a power source. Indicator lights on the battery will show charging status.



Figure 4: The U-BATTERY PLUS can also be used as a portable power bank for other devices.

Video 1: This video demonstrates the features of the U-BATTERY PLUS, including its use as a power bank and charging capabilities.

## 5. OPERATING INSTRUCTIONS

### 5.1. Powering On/Off

1. To turn on, press the safety switch (if applicable) and then squeeze the trigger.
2. To turn off, release the trigger.

### 5.2. Speed Control

- **Variable Speed Dial:** Rotate the dial to adjust the airflow speed for different tasks.

- **Max Speed Button:** Press this button for an instant boost to maximum air speed (up to 112 MPH and 560 CFM) when extra power is needed.

### 5.3. Usage Tips

- Use lower speeds for delicate areas or light debris.
- Utilize higher speeds or Max Speed for stubborn debris, wet leaves, or larger areas.
- Maintain a comfortable distance from the ground to optimize airflow and prevent debris from scattering excessively.



*Figure 5: The leaf blower effectively clearing leaves from a lawn.*

*Video 2: This video demonstrates the Litheli U20 Leaf Blower in operation, showcasing its power and ease of use.*

## 6. MAINTENANCE

Regular maintenance ensures optimal performance and extends the lifespan of your leaf blower.

- **Cleaning:** After each use, wipe down the exterior of the blower with a damp cloth. Ensure the air intake and exhaust vents are free from debris.
- **Battery Care:** Store batteries in a cool, dry place. Do not store fully discharged batteries for extended periods.
- **Storage:** When not in use, store the leaf blower in a dry, secure location away from direct sunlight and extreme temperatures.

## 7. TROUBLESHOOTING

If you encounter issues with your Litheli leaf blower, refer to the following common problems and solutions:

Problem	Possible Cause	Solution
Blower does not turn on	Battery not charged or improperly installed.	Ensure batteries are fully charged and correctly inserted.
Low airflow or power	Air intake/exhaust blocked; battery low.	Clear any obstructions. Recharge batteries.
Blower stops unexpectedly	Overheating; battery depleted.	Allow unit to cool down. Recharge or replace batteries.






## 8. SPECIFICATIONS

- **Brand:** LiTHELi
- **Model Name:** 2\*20V 4.0Ah 560 CFM
- **Item Model Number:** U20BR000A-220
- **Power Source:** Battery Powered
- **Voltage:** 20 Volts (DC)
- **Air Volume:** Up to 560 CFM
- **Max Air Speed:** 112 MPH
- **Item Weight:** 7.4 Pounds
- **Batteries:** 2 Lithium Ion batteries required (2x4.0Ah U-BATTERY PLUS included)
- **Material:** Acrylonitrile Butadiene Styrene plastic
- **Product Dimensions:** 26.57"L x 14.76"W x 16.54"H
- **UPC:** 740907586275

## 9. WARRANTY & SUPPORT

For warranty information, product support, or to purchase replacement parts, please contact Litheli customer service. Refer to the product packaging or the official Litheli website for the most current contact details.



	<p><a href="#">Litheli U20 2X20V 20" Cordless Brushless Snow Blower Operating Manual</a></p> <p>This operating manual provides essential safety instructions, assembly guides, operation details, maintenance tips, and troubleshooting for the Litheli U20 2X20V 20-inch cordless brushless snow blower (Model: U20SB00-0A220).</p>
	<p><a href="#">Litheli U20 2x20V Brushless Lawn Mower Operating Manual</a></p> <p>This operating manual provides essential safety instructions, assembly guidance, operational procedures, maintenance tips, and troubleshooting advice for the Litheli U20 2x20V Cordless Brushless Lawn Mower. Ensure safe and efficient use by thoroughly reading this document.</p>
	<p><a href="#">Litheli 2x20V Cordless Snow Blower Operator's Manual - Safety, Operation, Maintenance</a></p> <p>Comprehensive operator's manual for the Litheli 2x20V Cordless Snow Blower (Model D10000850). Includes detailed safety instructions, operating procedures, assembly guide, maintenance tips, troubleshooting, and warranty information.</p>
	<p><a href="#">Litheli 2x20V Cordless 17" Lawn Mower Operator's Manual - E1-L43LM / E1-L43LM2BC</a></p> <p>Comprehensive operator's manual for the Litheli 2x20V Cordless 17" Lawn Mower (models E1-L43LM, E1-L43LM2BC). Includes safety instructions, assembly guide, operation details, maintenance procedures, troubleshooting tips, and warranty information for optimal use and care.</p>
	<p><a href="#">Litheli 40V Battery Powered Leaf Blower U1BR21103 Operator's Manual</a></p> <p>Operator's manual for the Litheli 40V Battery Powered Leaf Blower (Model U1BR21103), covering safety instructions, operation, charging, maintenance, specifications, parts list, and warranty information.</p>
	<p><a href="#">Litheli U20 Handy+ Cordless Snow Shovel User Manual</a></p> <p>User manual for the Litheli U20 Handy+ Cordless Snow Shovel, detailing features, operation, maintenance, and warranty information.</p>