

manuals.plus /

- › [EarFun](#) /
- › [EarFun K1 Kids Headphones User Manual](#)

EarFun EarFun K1

EarFun K1 Kids Headphones User Manual

Model: EarFun K1

INTRODUCTION

The EarFun K1 Kids Headphones are designed to provide a safe and enjoyable audio experience for children. Featuring volume limiting technology, a built-in microphone, and a durable, foldable design, these headphones are ideal for learning, entertainment, and travel. This manual provides essential information for setup, operation, maintenance, and troubleshooting.



Image: EarFun K1 Kids Headphones in black and red, showcasing the main product design.

SAFETY INFORMATION

To ensure safe use of the EarFun K1 Kids Headphones, please observe the following guidelines:

- **Volume Limit:** These headphones feature an 85dB/94dB volume limit to protect children’s hearing. Always use the appropriate volume setting for the environment.
- **Supervision:** Adult supervision is recommended, especially for younger children, to ensure proper use and prevent entanglement with the cable.
- **Cleaning:** Use a soft, dry cloth for cleaning. Do not use liquid cleaners or immerse the headphones in water.
- **Disposal:** Dispose of the product responsibly according to local regulations. Do not dispose of with household waste.



Image: Various safety and quality certifications for EarFun K1 Kids Headphones, including CPC, FCC, CE, UKCA, RoHS, IC, and REACH, demonstrating compliance with international standards.

PACKAGE CONTENTS

Verify that all items are present in your package:

- EarFun K1 Kids Headphones
- User Manual

PRODUCT OVERVIEW

The EarFun K1 headphones are designed for comfort and functionality, featuring a durable build and intuitive controls.

Kid-friendly Materials



Safe and Reliable
Materials



Adjustable and
Breathable Earcup



Stretchable
Headband



Image: A child wearing the EarFun K1 headphones, illustrating the adjustable and breathable earcups and the stretchable headband for a comfortable fit.

Key Components:

- **Adjustable Headband:** Allows for a comfortable fit for various head sizes.
- **Soft Earcups:** Designed for extended wear comfort and sound isolation.
- **In-line Microphone with Controls:** For clear communication and easy media management.
- **3.5mm Audio Jack:** Standard connector for wide compatibility.
- **Shareport:** An additional 3.5mm jack on the earcup for audio sharing.

SETUP

Connecting the Headphones:

1. Locate the 3.5mm audio jack on your device (e.g., tablet, laptop, smartphone, Kindle Fire).
2. Insert the 3.5mm plug of the EarFun K1 headphones firmly into the device's audio jack.

3. Adjust the headband to fit comfortably on the user's head.




Image: Close-up of the adjustable headband mechanism, showing how it can be extended or retracted to fit different head sizes.

OPERATING INSTRUCTIONS

Volume Limiting Feature:

The EarFun K1 headphones offer two volume limit modes to protect hearing:

- **85dB (Study Mode):** Ideal for quiet environments like home or classroom, suitable for extended listening.
- **94dB (Travel Mode):** Provides a slightly higher volume for noisier environments such as cars or airplanes, while still maintaining a safe listening level.

To switch between modes, locate the switch on the in-line control unit and slide it to the desired setting (85dB or 94dB).

Kid-friendly Volume Limiter

Protect kids' hearing no matter
in study or playing

85dB

Studying



94dB

Traveling




Image: Illustration of the 85dB (Study Mode) and 94dB (Travel Mode) volume limits, showing children using the headphones in different environments.



Image: A detailed diagram explaining the purpose and benefits of the 85dB and 94dB volume limits, emphasizing hearing protection for children.

Using the In-line Microphone and Controls:

The in-line control unit allows for easy management of audio and calls:

- **Play/Pause:** Short press the multi-function button.
- **Next Track:** Double press the multi-function button.
- **Previous Track:** Triple press the multi-function button.
- **Answer/End Call:** Short press the multi-function button during an incoming call.
- **Reject Call:** Long press the multi-function button for 3 seconds during an incoming call.

HD Microphone for Clear Call



Microphone 









-     Short Press
-  Double Press
-  Triple Press
-  Long Press for 3 Seconds

Image: A child engaged in an online activity with the headphones, illustrating the in-line microphone and the various control functions (short press, double press, triple press, long press).



Image: A close-up view of the in-line microphone and control unit, highlighting its position on the headphone cable.

Audio Sharing Function:

The EarFun K1 headphones feature a unique Shareport, allowing another pair of headphones to connect and share audio from the same device without needing a splitter.

1. Ensure the main EarFun K1 headphones are connected to your audio source.
2. Plug a second pair of headphones into the 3.5mm Shareport located on one of the EarFun K1 earcups.
3. Both users will now hear audio from the connected device.



Image: Two children sharing audio from a tablet, demonstrating the 3.5mm Shareport feature on the EarFun K1 headphones.




Image: Two children sharing audio from a device, illustrating the convenience of the audio sharing feature.

MAINTENANCE AND CARE

Proper care will extend the lifespan of your EarFun K1 headphones:

- **Cleaning:** Wipe the headphones with a soft, dry, lint-free cloth. Do not use abrasive cleaners, alcohol, or solvents.
- **Storage:** When not in use, fold the headphones for compact storage. Store them in a cool, dry place away from direct sunlight and extreme temperatures.
- **Cable Care:** The nylon braided cord is designed to be tangle-free. Avoid excessive pulling or sharp bending of the cable.

Easily Portable for Kids





Image: The EarFun K1 headphones in their folded state, highlighting their portability, durable cable, and lightweight design for easy storage and transport.




Image: The EarFun K1 headphones being folded and easily placed into a backpack, demonstrating their compact and portable design.

TROUBLESHOOTING

Problem	Possible Cause	Solution
No sound or low volume	Cable not fully inserted. Device volume too low. Headphone volume limit set to 85dB in a noisy environment. Device audio output issue.	Ensure the 3.5mm plug is fully inserted into the device's audio jack. Increase the volume on your connected device. Switch the volume limit to 94dB (Travel Mode) if in a noisy environment. Test with another device to confirm headphones functionality.
Microphone not working	Microphone muted on device. Application microphone settings. Cable connection issue.	Check device's microphone settings and ensure it's not muted. Verify microphone permissions within the application being used. Ensure the 3.5mm plug is securely connected.
Audio sharing not working	Second headphone not fully inserted into Shareport. Second headphone is faulty.	Ensure the second headphone's plug is fully inserted into the Shareport. Test the second headphone independently to confirm it works.

SPECIFICATIONS

Feature	Detail
Model Name	EarFun K1 Wired Kids Headphones
Connectivity Technology	Wired
Headphones Jack	3.5 mm Jack
Volume Limit	85dB / 94dB Switchable
Driver Size	40mm Dynamic Driver
Frequency Response	20 KHz
Sensitivity	100 dB
Impedance	32 Ohm
Noise Control	Sound Isolation
Microphone	HD In-line Microphone
Material	Leather; Plastic
Item Weight	198 Grams (7 ounces)
Product Dimensions	5.83 x 5.12 x 3.03 inches

Feature	Detail
Color	Black Red
Compatibility	Devices with 3.5mm audio jack (Tablets, Laptops, Smartphones, Kindle Fire, Switch, Chromebook, PC)



Image: An exploded view diagram illustrating the internal components of the 40mm dynamic driver, responsible for the headphone's sound quality.




Image: A detailed close-up of the 40mm driver components, showing the intricate design that delivers balanced stereo sound.

WARRANTY AND SUPPORT

EarFun provides an 18-month hassle-free protection for the EarFun K1 Kids Headphones. For warranty claims or technical support, please contact EarFun customer service through their official website or the platform where the product was purchased.

For more information, visit the official EarFun store: [EarFun Store](#)