

YITAHOME MAYIH0000183MA

YITAHOME 90 Gallon Outdoor Wicker Storage Bench with Cushion

USER MANUAL

Model: MAYIH0000183MA

1. Introduction

Thank you for choosing the YITAHOME 90 Gallon Outdoor Wicker Storage Bench with Cushion. This versatile product serves as both a comfortable seating solution and a spacious storage unit for your outdoor essentials. Designed for durability and ease of use, this manual will guide you through its assembly, operation, and maintenance to ensure long-lasting satisfaction.

Safety Information

- Do not exceed the maximum seating weight capacity of 800 lbs.
- The maximum weight recommendation for items stored inside the bench is 264 lbs.
- Keep the bench clean and dry to prevent damage or slipping.
- Ensure all components are securely fastened before use.

2. Product Features

The YITAHOME Storage Bench is engineered with several key features for optimal performance and convenience:


- **Extra Soft Cushion:** Made from soft, quick-drying foam with 2.4" thickness for enhanced comfort. Features a fade-resistant polyester fabric cover that is zippered for easy replacement and cleaning.
- **Large Capacity Storage:** A generous 90-gallon capacity (45.3"L x 21.7"W x 19.3"H) provides ample space for cushions, tools, sports equipment, and pool supplies.
- **Functional Design:** Includes side handles for easy movement and premium pneumatic rods that allow the top to open completely and shut slowly with minimal effort, preventing pinched fingers.
- **All-Weather Material:** Constructed with a powder-coated steel frame and hand-woven PE rattan

wicker, offering excellent resistance to sun, rain, heat, cold, cracking, sagging, or fading.

- **Multi-faceted Application:** Doubles as an outdoor bench, blending seamlessly into any yard or patio setting.



Overall view of the YITAHOME 90 Gallon Outdoor Wicker Storage Bench with Cushion.




PE RATTAN WICKER

Wear and fade resistant, suitable for all seasons!

METAL FRAME

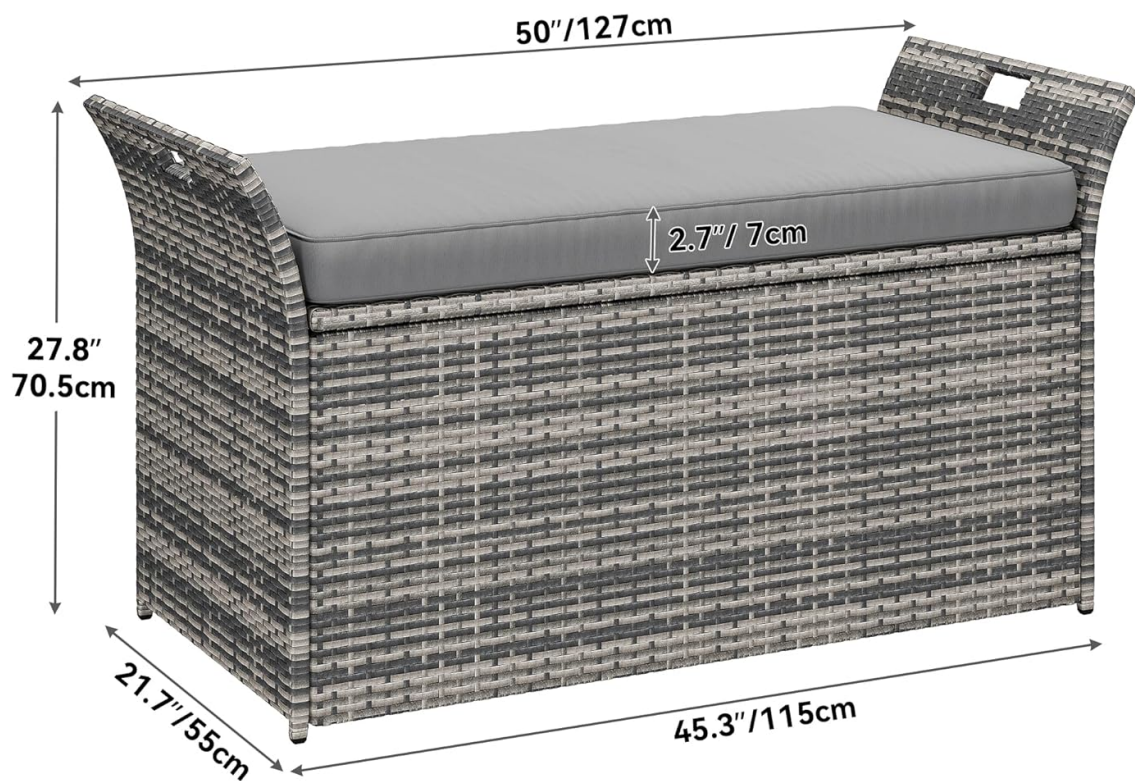
Sturdy metal frame for enhanced stability and load capacity



SIDE HANDLES

Easy to move to wherever you want to go

Detailed view of the cushion features: thickly-padded, removable cover, and water-repellent fabric.



Materials and design elements: durable PE rattan wicker, sturdy metal frame, and convenient side handles.

3. Setup and Assembly

The YITAHOME Storage Bench is designed for straightforward assembly. Follow the included instructions carefully. Typically, assembly involves connecting the pre-fabricated panels and attaching the lid and cushion.

- Unpack all components and verify against the parts list.
- Assemble the base and side panels according to the visual guide.
- Attach the lid, ensuring the pneumatic rods are correctly installed for smooth operation.
- Place the cushion on top of the lid.



Product dimensions for assembly planning: 50"L x 21.7"W x 27.8"H.
Short video demonstrating the assembly process of the outdoor storage bench.

4. Operation

The YITAHOME Storage Bench is designed for dual functionality:

- **Storage Access:** To access the storage compartment, gently lift the lid. The pneumatic rods will assist in opening and holding the lid securely in place. To close, gently push down on the lid until it fully descends.
- **Seating:** The top surface, with its comfortable cushion, provides seating for up to two individuals. Ensure the lid is fully closed and the cushion is properly positioned before sitting.



The storage compartment open, showcasing the pneumatic support system and ample space for various items. Video showcasing the YITAHOME 90 Gallon Outdoor Wicker Storage Bench in use, highlighting its features and capacity.

5. Maintenance

Proper maintenance will extend the life and appearance of your storage bench:

- **Cleaning:** Wipe the wicker and frame with a dry cloth to remove dust and debris. For more stubborn dirt, a damp cloth with mild soap can be used, followed by thorough drying.
- **Cushion Care:** The cushion cover is zippered for easy removal and cleaning. Refer to the care label on the cushion for specific washing instructions. Ensure the cushion is completely dry before storing or replacing it on the bench.
- **Weather Protection:** While the materials are all-weather resistant, prolonged exposure to extreme weather conditions (heavy rain, snow, intense sun) can be minimized by using a protective cover when not in use.
- **Keep Dry:** Always ensure the interior of the storage box is dry before storing items, especially fabrics, to prevent mold or mildew.

6. Troubleshooting

If you encounter any issues with your YITAHOME Storage Bench, consider the following common solutions:

- **Lid Not Closing Properly:** Check if any items inside the storage compartment are obstructing the lid's path. Verify that the pneumatic rods are correctly installed and not damaged or misaligned. Ensure all assembly screws are tightened.
- **Wobbly Structure:** Confirm that all bolts and screws are securely tightened. If the issue persists, disassemble and reassemble, ensuring all parts are correctly aligned.
- **Water Inside Storage:** While designed to be weather-resistant, extreme conditions or improper closure can lead to water ingress. Ensure the lid is fully closed and consider placing a waterproof liner inside for sensitive items during heavy precipitation.

For issues not covered here, please contact YITAHOME customer support.

7. Specifications

Product Dimensions	21.7"D x 49.2"W x 27.6"H
Color	Grey
Size	90 Gallon
Furniture Finish	Gray
Seat Height	21.7 Inches
Brand	YITAHOME
Product Care Instructions	Wipe with Dry Cloth
Maximum Weight Recommendation (for contents)	264 Pounds
Seating Capacity	2
Manufacturer	YITAHOME
UPC	840265285688
Item Weight	39.2 pounds
ASIN	B0BR7TS2KR
Country of Origin	China
Item Model Number	MAYIH0000183MA
Form Factor	Wicker/Metal
Assembly Required	Yes
Number of Pieces	1
Batteries Required	No
Included Components	90 Gallon Outdoor Wicker Storage Bench with Cushion

8. Warranty and Support

For warranty information, product support, or to inquire about replacement parts, please contact YITAHOME customer service directly. Keep your purchase receipt and model number handy for faster service.

You can find more information and contact details on the official YITAHOME brand store: [YITAHOME Store](#)