

Razer Ornata V3 X

Razer Ornata V3 X Gaming Keyboard User Manual

INTRODUCTION

This manual provides comprehensive instructions for the setup, operation, and maintenance of your Razer Ornata V3 X Gaming Keyboard. Designed for an optimal gaming and typing experience, this keyboard combines low-profile keys with silent membrane switches, customizable Chroma RGB lighting, and an ergonomic wrist rest. Please read this manual thoroughly to ensure proper usage and to maximize your product's potential.

PRODUCT FEATURES

- **Low-Profile Keys:** Experience natural hand positioning with slimmer keycaps and shorter switches, designed for extended use with minimal strain.
- **Silent Membrane Switches:** Ideal for users who prefer a quieter and more comfortable typing and gaming experience.
- **Ergonomic Wrist Rest:** A magnetic wrist rest aligns perfectly with the keyboard, providing essential support for your wrists during long periods of use.
- **Durable, Spill-resistant Design:** Constructed for resilience, the keyboard's sturdy build can withstand intense gaming sessions and minor liquid spills.
- **Cable Routing Options:** Integrated grooves allow for neat cable management, enabling you to route the cable to the left, center, or right to keep your desktop organized.
- **Powered by Razer Chroma RGB:** Customize your keyboard with 16.8 million colors and a variety of lighting effects. Enjoy dynamic lighting that integrates with over 150 Chroma-supported games.

PACKAGE CONTENTS

- Razer Ornata V3 X Gaming Keyboard
- Ergonomic Wrist Rest
- USB Cable (attached)
- User Manual and Documentation

SETUP

1. Connecting the Keyboard

1. Locate an available USB port on your computer.
2. Plug the USB cable from the Razer Ornata V3 X keyboard into the USB port.
3. Your computer should automatically detect and install the necessary drivers.

2. Attaching the Ergonomic Wrist Rest

The ergonomic wrist rest is magnetic and easily attaches to the front edge of the keyboard. Simply align the wrist rest with the keyboard's front edge until the magnets snap into place.



Image: The Razer Ornata V3 X keyboard with its magnetic ergonomic wrist rest securely attached, providing comfortable support for extended use.

3. Cable Routing Options

The underside of the keyboard features integrated grooves for cable management. You can route the USB cable to exit from the left, center, or right side of the keyboard to suit your desk setup and minimize clutter.

CABLE ROUTING OPTIONS

ROUTE TO THE LEFT,
CENTER OR RIGHT

CLEAN DESK
SETUP



Image: The underside of the Razer Ornata V3 X keyboard, highlighting the built-in channels for routing the USB cable to maintain a tidy desk.

4. Software Installation (Razer Synapse)

For full customization of RGB lighting, key bindings, and macros, download and install the Razer Synapse software from the official Razer website. This software allows for advanced personalization of your keyboard.

Video: An unboxing and initial impressions video of the Razer Ornata V3 X, demonstrating the keyboard's physical appearance and components.

OPERATING INSTRUCTIONS

1. Basic Key Functions

The Razer Ornata V3 X features a standard full-size keyboard layout. Its low-profile keys provide a comfortable and responsive typing experience. The silent membrane switches ensure quiet operation.



Image: A full view of the Razer Ornata V3 X Gaming Keyboard, showcasing its standard layout and vibrant green RGB backlighting.

LOW-PROFILE KEYS

**SLIMMER KEYCAPS,
SHORTER SWITCHES**

**ERGONOMIC DESIGN
FOR LONG HOURS OF USE**



Image: A side profile of the Razer Ornata V3 X keyboard, illustrating the slim keycaps and shorter switches that define its low-profile design.



Image: A detailed close-up of the Razer Ornata V3 X keycaps, revealing the underlying silent membrane switches designed for soft and cushioned keystrokes.

2. RGB Lighting Control

The Razer Ornata V3 X features customizable Chroma RGB lighting. While advanced customization is done through Razer Synapse, basic lighting effects may be cycled using the Fn key in combination with specific function keys (refer to the keyboard's printed legends for specific combinations).

POWERED BY RAZER CHROMA RGB

16.8 MILLION COLORS
WITH EFFECTS

REACTS WITH
INTEGRATED GAMES



Image: Several Razer Ornata V3 X keyboards arranged to demonstrate the wide range of 16.8 million colors and dynamic effects available through Razer Chroma RGB.

3. Programmable Keys and Macros

Utilize the Razer Synapse software to remap keys, assign macros, and create custom profiles for different games or applications. This allows for personalized control and enhanced efficiency.

4. Gaming Mode

Razer Synapse allows you to activate a 'Gaming Mode' which can disable the Windows key to prevent accidental interruptions during gameplay. You can also configure it to disable Alt + Tab and Alt + F4 combinations.

MAINTENANCE

1. Cleaning

To clean your keyboard, gently wipe the keycaps and surface with a soft, damp cloth. Avoid using harsh chemicals or abrasive materials. For deeper cleaning, you may carefully remove keycaps if necessary, but consult Razer support for guidance on proper keycap removal to avoid damage.

2. Spill Resistance

The Razer Ornata V3 X features a spill-resistant design. In case of a minor spill, immediately unplug the keyboard from your computer, gently wipe away any liquid, and allow it to air dry completely before reconnecting. For significant spills, contact Razer support.



Image: The Razer Ornata V3 X keyboard with water droplets on its surface, illustrating its durable and spill-resistant construction.

TROUBLESHOOTING

- **Keyboard not responding:** Ensure the USB cable is securely connected to your computer. Try plugging it into a different USB port. Restart your computer.
- **RGB lighting not working/incorrect:** Verify that Razer Synapse software is installed and running. Check lighting settings within Synapse. Ensure the keyboard is not in a low-power or sleep mode.
- **Keys not registering:** Clean around the affected keys. If using Razer Synapse, ensure no conflicting macros or key remappings are active.
- **Software issues:** Ensure Razer Synapse is updated to the latest version. Try reinstalling the software.

If you encounter persistent issues not resolved by these steps, please refer to the Razer Support website

for further assistance.

SPECIFICATIONS



Feature	Detail
Product Dimensions	17.46"L x 5.68"W x 1.23"H
Item Weight	2.44 pounds
Model Number	RZ03-04470200-R3U1-cr
Connectivity Technology	Wired USB
Keyboard Type	Gaming (Silent Membrane Switches, Low-Profile Keys)
Backlighting	Razer Chroma RGB (16.8 million colors)
Special Features	Ergonomic Wrist Rest, Spill Resistant, Cable Routing Options





WARRANTY AND SUPPORT

The Razer Ornata V3 X Gaming Keyboard is manufactured by Razer Inc. For warranty information, technical support, or service inquiries, please visit the official Razer Support website. Keep your proof of purchase for warranty claims.

Online Support: www.razer.com/support

Related Documents - Ornata V3 X

	<p>Razer Ornata V2 Master Guide</p> <p>Comprehensive master guide for the Razer Ornata V2 gaming keyboard, detailing its features, setup, configuration, and maintenance. Learn about Razer Hybrid Mecha-Membrane Technology, Razer Chroma RGB, macro recording, gaming mode, and more.</p>
	<p>Razer Ornata Chroma Master Guide: Features, Setup, and Configuration</p> <p>Comprehensive guide to the Razer Ornata Chroma gaming keyboard, covering its Mecha-Membrane technology, device layout, installation, setup, customization options via Razer Synapse (lighting, macros, gaming mode), safety, and maintenance.</p>

	<p>Razer Cynosa Chroma Master Guide: Setup, Features, and Software Configuration</p> <p>Comprehensive user manual for the Razer Cynosa Chroma gaming keyboard. Learn about its features, system requirements, installation of Razer Synapse 3, customization options, lighting effects, macro programming, safety guidelines, and more.</p>
	<p>Razer Ornata V3 Master Guide: Setup, Configuration, and Safety</p> <p>Comprehensive master guide for the Razer Ornata V3 keyboard, covering setup, configuration with Razer Synapse, media controls, keyboard functions, safety guidelines, and legal information.</p>
	<p>Razer Ornata V2 Master Guide</p> <p>Comprehensive guide to the Razer Ornata V2 gaming keyboard, covering setup, features, customization with Razer Synapse 3, safety, and maintenance.</p>
	<p>Razer BlackWidow V4 X Mechanical Gaming Keyboard Master Guide</p> <p>Comprehensive master guide for the Razer BlackWidow V4 X mechanical gaming keyboard, covering setup, features, Chroma RGB customization, Synapse software configuration, safety, and maintenance.</p>