

Manuals+

[Q & A](#) | [Deep Search](#) | [Upload](#)

manuals.plus /

› [Aresrora](#) /

› [Aresrora Retro Bluetooth Karaoke Speaker with Dual Wireless Microphones - Model B152 User Manual](#)

Aresrora B152

Aresrora Retro Bluetooth Karaoke Speaker with Dual Wireless Microphones - Model B152 User Manual

Brand: Aresrora | Model: B152

1. INTRODUCTION

Thank you for choosing the Aresrora Retro Bluetooth Karaoke Speaker. This portable karaoke system is designed to provide high-quality audio and an enjoyable singing experience with its dual wireless microphones and versatile features. This manual will guide you through the setup, operation, and maintenance of your new device.



Figure 1.1: Aresrora Retro Bluetooth Karaoke Speaker with Dual Wireless Microphones

2. PACKAGE CONTENTS

Please ensure all items are present in the package:

- 1 x Aresrora Retro Bluetooth Karaoke Speaker
- 2 x Wireless Microphones
- 1 x USB-C Charging Cable
- 1 x User Manual

3. PRODUCT OVERVIEW

3.1 Speaker Components and Controls



Figure 3.1: Speaker Controls (Volume, Playback)

- **Volume Dial:** Rotate to adjust the main speaker volume.
- **Previous Song Button:** Short press to go to the previous track.
- **Power On/Off / Play/Pause Button:** Long press to power on/off. Short press to play or pause music.
- **Next Song Button:** Short press to go to the next track.

3.2 Microphone Components and Controls



Figure 3.2: Wireless Microphone Controls

- **Power Button:** Long press to power on/off the microphone.
- **Volume Up Button:** Short press to increase microphone volume.
- **Voice Mode Button:** Short press to cycle through 6 voice modes (Original, Karaoke Echo, Kid-Friendly, Magic Voice, Gender Swap).
- **Volume Down Button:** Short press to decrease microphone volume.

3.3 Ports and Indicators



Figure 3.3: Speaker Ports

- **DC 5V (USB-C) Port:** For charging the speaker.
- **TF Card Slot:** Insert a TF (MicroSD) card for local music playback.
- **AUX Input:** Connect external audio devices via a 3.5mm audio cable.
- **Indicator Lights:** Blue light indicates Bluetooth status; other lights may indicate charging or power status.

4. SETUP

4.1 Charging the Device

Before first use, fully charge the speaker and both microphones. Use the provided USB-C charging cable. The speaker and microphones contain Lithium Polymer batteries.

- Connect the USB-C cable to the charging port on the speaker and microphones.
- Connect the other end of the cable to a compatible USB power adapter (not included).
- Charging time for the speaker is approximately 1 hour.
- Avoid leaving the device uncharged for extended periods to prevent battery damage.

4.2 Power On/Off

- **Speaker:** Long press the Power On/Off button on the speaker.
- **Microphones:** Long press the Power button on each microphone.

4.3 Bluetooth Pairing

The speaker and microphones should automatically pair with each other upon powering on. To connect your audio source (e.g., smartphone):

1. Ensure the speaker is powered on and in Bluetooth mode (indicated by a blue light).
2. On your smartphone or other Bluetooth-enabled device, go to Bluetooth settings.
3. Search for available devices and select "asmB152" (or similar name) to connect.
4. Once connected, you will hear an audible confirmation.

5. OPERATING INSTRUCTIONS

5.1 Playing Music

- **Bluetooth:** After successful pairing, play music from your connected device. Use the speaker's playback buttons

(Previous, Play/Pause, Next) or your device's controls.

- **TF Card:** Insert a TF (MicroSD) card with MP3 files into the TF card slot. The speaker will automatically begin playing music from the card.
- **AUX Input:** Connect an external audio device using a 3.5mm AUX cable to the AUX port.

5.2 Using the Microphones

Once the microphones are powered on and connected to the speaker, you can begin singing.

- **Microphone Volume:** Use the Volume Up/Down buttons on the microphone to adjust your vocal volume.
- **Voice Modes:** Short press the Voice Mode button to cycle through the following 6 sound modes:
 - Original Sound mode
 - Karaoke Echo mode
 - Kid-Friendly mode
 - Magic Sound mode
 - Male voice to female voice mode (Gender Swap)
 - Female voice to male voice mode (Gender Swap)
- Note: Voice effects may vary based on individual vocal range.

5.3 Light Modes

The speaker features dynamic LED lighting. Refer to the speaker's control panel for a dedicated light mode button (if available) to cycle through different lighting effects.

Video 5.1: Product demonstration highlighting features and appearance. This video is provided by the seller, Aresrora Direct.

6. MAINTENANCE

- **Cleaning:** Use a soft, dry cloth to clean the speaker and microphones. Avoid using harsh chemicals or abrasive materials.
- **Storage:** Store the device in a cool, dry place away from direct sunlight and extreme temperatures.
- **Battery Care:** To prolong battery life, avoid fully discharging the device frequently and do not leave it uncharged for extended periods.
- **Water Resistance:** The speaker has IPX4 splash resistance, meaning it can withstand splashes of water but should not be submerged.

7. TROUBLESHOOTING

- **No Power:** Ensure the device is fully charged. Connect to a power source and try again.
- **No Sound from Speaker:** Check if the speaker is powered on and the volume is turned up. Ensure your audio source is connected via Bluetooth, TF card, or AUX and playing music.
- **No Sound from Microphones:** Ensure microphones are powered on and paired with the speaker. Check microphone volume levels.
- **Bluetooth Connectivity Issues:** Ensure the speaker is in pairing mode. Turn off and on Bluetooth on your audio device. Move closer to the speaker (Bluetooth 5.0 range is up to 32ft).
- **Volume Dial Stiffness:** Some users have noted the volume dial can be stiff. Adjusting volume via the connected device may be easier.
- **Microphone Connection Intermittence:** If microphones occasionally disconnect, try powering them off and on again to re-establish connection.



8. SPECIFICATIONS

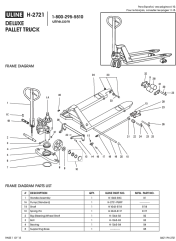



Feature	Specification
Brand	Aresrora
Model Number	B152
Product Dimensions	4.33 x 1.97 x 2.95 inches
Item Weight	1.24 pounds (19.79 Ounces)
Color	White
Material	Metal, Plastic
Connectivity Technology	Bluetooth 5.0
Bluetooth Range	Up to 32 feet (10 meters)
Output Wattage	8 Watts (Speaker) / 10W HD Sound
Speaker Amplification Type	Active
Battery Type	Lithium Polymer (3 included)
Speaker Battery Capacity	1200mAh
Microphone Battery Capacity	500mAh
Battery Life	6-8 hours (continuous mic use at medium volume)
Charging Time	Approximately 1 hour
Water Resistance	IPX4 (Splash Resistant)
Audio Input	Microphone, AUX, TF Card
Compatible Devices	Smartphone (Google Phone, Samsung, iPhone)

9. WARRANTY AND SUPPORT

For warranty information, technical support, or any inquiries regarding your Aresrora Retro Bluetooth Karaoke Speaker, please refer to the manufacturer's official website or contact their customer service directly. Contact details are typically found on the product packaging or the brand's online store.

Related Documents - B152

	<p>B152 Speaker Set: Instruction Manual and User Guide</p> <p>Comprehensive instruction manual for the B152 Speaker Set by Shenzhen Junruicheng Electronics Co., Ltd, covering setup, operation, technical specifications, troubleshooting, and safety guidelines.</p>
	<p>MGF UNISHORE® User Guide: Creating Safe Working Environments</p> <p>Comprehensive user guide for MGF's UNISHORE® structural support system, detailing safe handling, stacking, assembly, component identification, and hydraulic jacking procedures for construction environments.</p>

	<p>Uline H-2721 Deluxe Pallet Truck Parts and Diagrams</p> <p>Detailed parts list and diagrams for the Uline H-2721 Deluxe Pallet Truck, including frame, handle, and pump components.</p>
	<p>SUPCO HVAC/R Components Catalog and Part Index</p> <p>Comprehensive catalog from SUPCO featuring a wide range of HVAC/R components including hard starts, relays, capacitors, contactors, surge protectors, timers, motors, fan blades, pressure switches, driers, cap tubing, belts, heaters, transformers, sequencers, thermostats, furnace igniters, and wall thermostats. Includes detailed product information, specifications, and cross-references.</p>
	<p>Botanical EU EOOD - Ценова листа за ХоРеКа продукти</p> <p>This document is a comprehensive price list from Botanical EU EOOD, detailing their range of Horeca products, including various series of teas, functional teas, herbal extracts, culinary products, and essential oils. It provides product names, article numbers, EAN codes, packaging details, and prices.</p>
	<p>Melanie Woods SS 2025 Jewelry Collection Lookbook</p> <p>Discover the exquisite SS 2025 jewelry collection from Melanie Woods, featuring a wide array of handcrafted earrings, necklaces, bracelets, and rings. Explore unique designs and artisanal craftsmanship.</p>