Saved from manuals.plus.
Open the live page for links to other documents and user manuals.

Cuifati AUENgpg0wath81-13

Cuifati Voice Recorder Watch 1080P Waterproof - User Manual

1. Introduction

Thank you for choosing the Cuifati Voice Recorder Watch. This manual provides essential information for setting up, operating, and maintaining your device. Please read it carefully to ensure optimal performance and longevity of your product.

2. Product Overview

The Cuifati Voice Recorder Watch is a versatile device designed for both voice and video recording. It features a durable, sweat-proof design, advanced noise reduction technology, and OTG connectivity for convenient file transfer.

2.1 Package Contents

- 1 x Cuifati Voice Recorder Watch
- 1 x Charging Cable
- 1 x User Manual

2.2 Device Components



This diagram illustrates the key components of your Cuifati Voice Recorder Watch:

- **USB Data Socket / Charging Socket:** For charging the device and transferring data.
- **Recording / Video Recording Indicator:** Shows the current operating mode.
- **Power On/Off / Take Pic Button:** Controls power and captures still images.
- **Camera:** Integrated lens for video recording and photography.
- **Strap:** Adjustable wrist strap for comfortable wear.

The watch dial measures approximately 5.6cm (Length) x 1.3cm (Thickness) x 2.7cm (Width), and the total strap length is 27cm.

3. Setup

3.1 Initial Charging

Before using your Cuifati Voice Recorder Watch for the first time, ensure it is fully charged. Connect the provided charging cable to the USB data/charging socket on the watch and to a compatible USB power source (e.g., computer USB port, wall adapter).

- **Charging Time:** Approximately 2 hours for a full charge.
- The device is equipped with a built-in 300 mAh lithium polymer battery.

3.2 Powering On/Off

To turn on the device, long press the power button until the display activates. To power off, long press the power button again until the device shuts down.

4. Operating Instructions

4.1 Voice Recording

The watch features a powerful built-in chip for stable recording in complex environments, significantly reducing ambient noise and restoring clear sound quality.



This image illustrates the noise reduction process: an input source is processed through a noise reduction chip and filter to produce HD sound.

4.2 Video Recording

The device supports 1080P HD video recording, allowing you to capture important moments with clarity. It is suitable for various situations such as meetings, speeches, and classrooms.

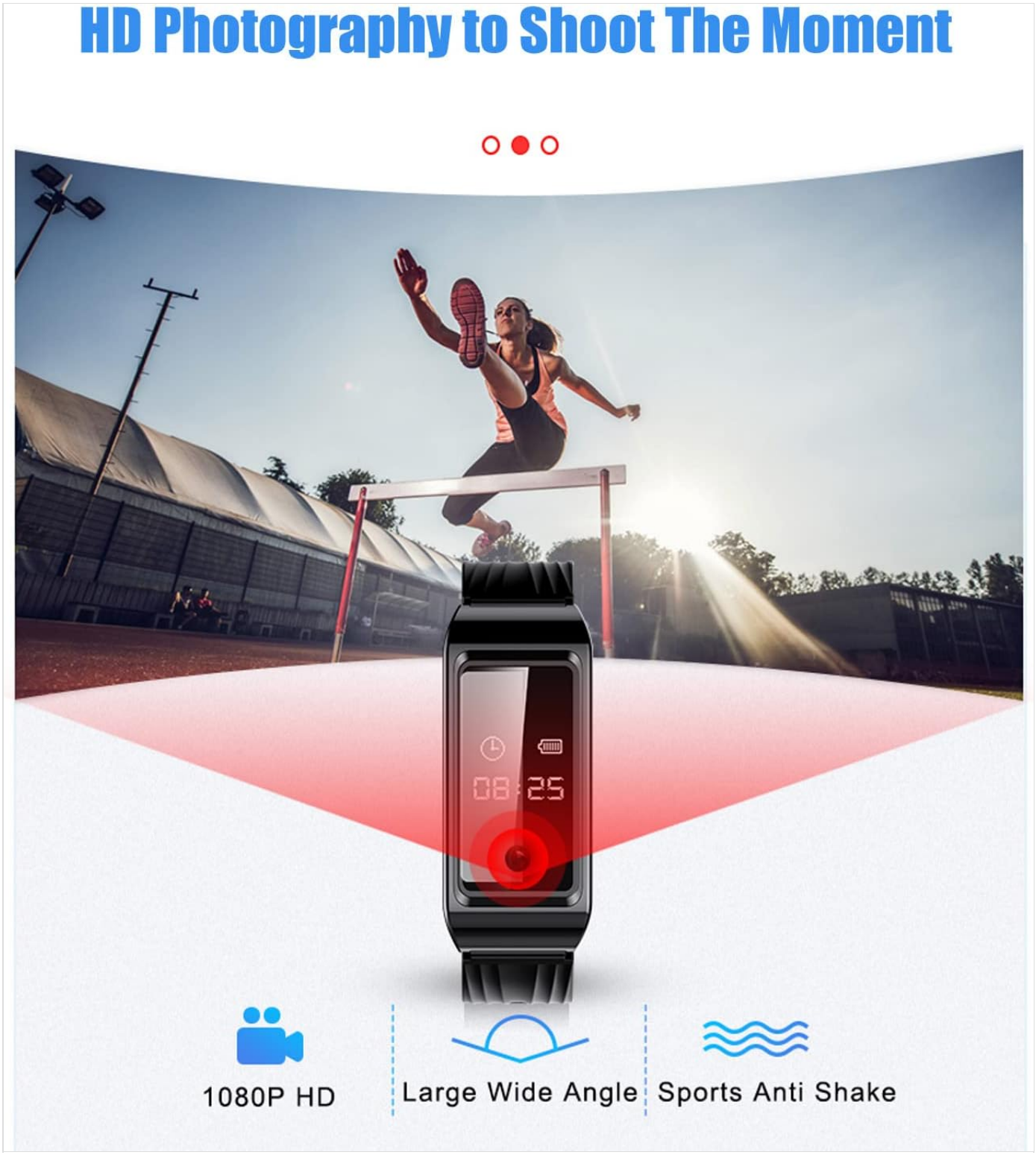

This image highlights the 1080P HD video capability, large wide-angle lens, and sports anti-shake features for stable video capture.

4.3 Automatic Save Function

The voice recorder watch is equipped with an automatic save function. If the battery level becomes critically low during

recording, the device will automatically save any active recording before powering off, preventing data loss.

4.4 OTG Connection

For urgent file access without a computer, utilize the OTG (On-The-Go) connection feature. This allows you to connect the watch directly to a compatible smartphone to read and manage files anytime, anywhere.

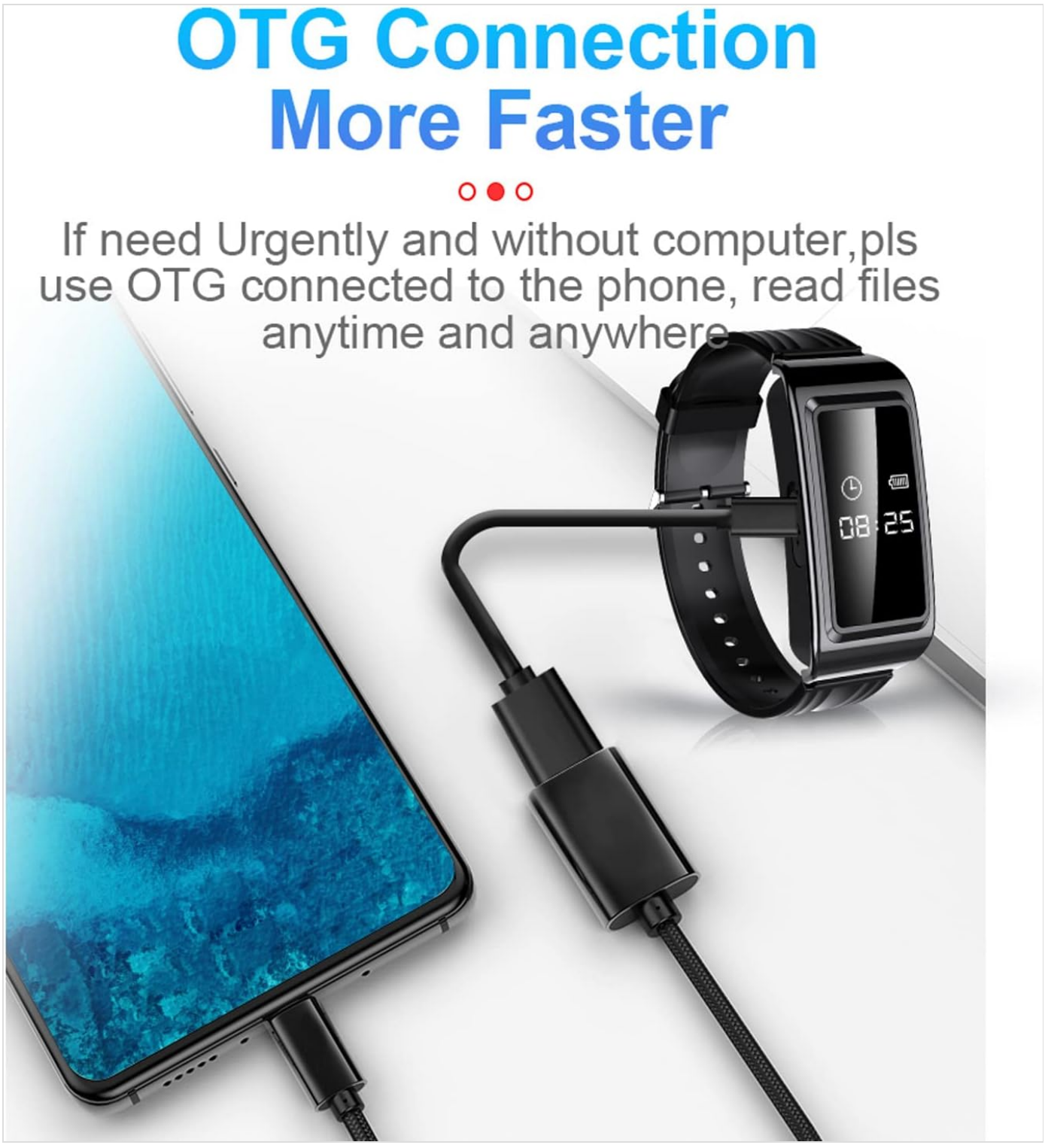

This image shows the watch connected to a smartphone via an OTG cable, enabling direct file transfer and access.

5. Maintenance

5.1 General Care

To maintain your device, keep it clean and dry. Avoid exposing it to extreme temperatures, direct sunlight, or corrosive substances for prolonged periods.

5.2 Water and Sweat Resistance

The watch is designed to be shock-resistant and sweat-proof, making it suitable for sports and outdoor activities, even in rainy conditions or with heavy perspiration. However, it is not fully waterproof for submersion; avoid swimming or showering with the device.

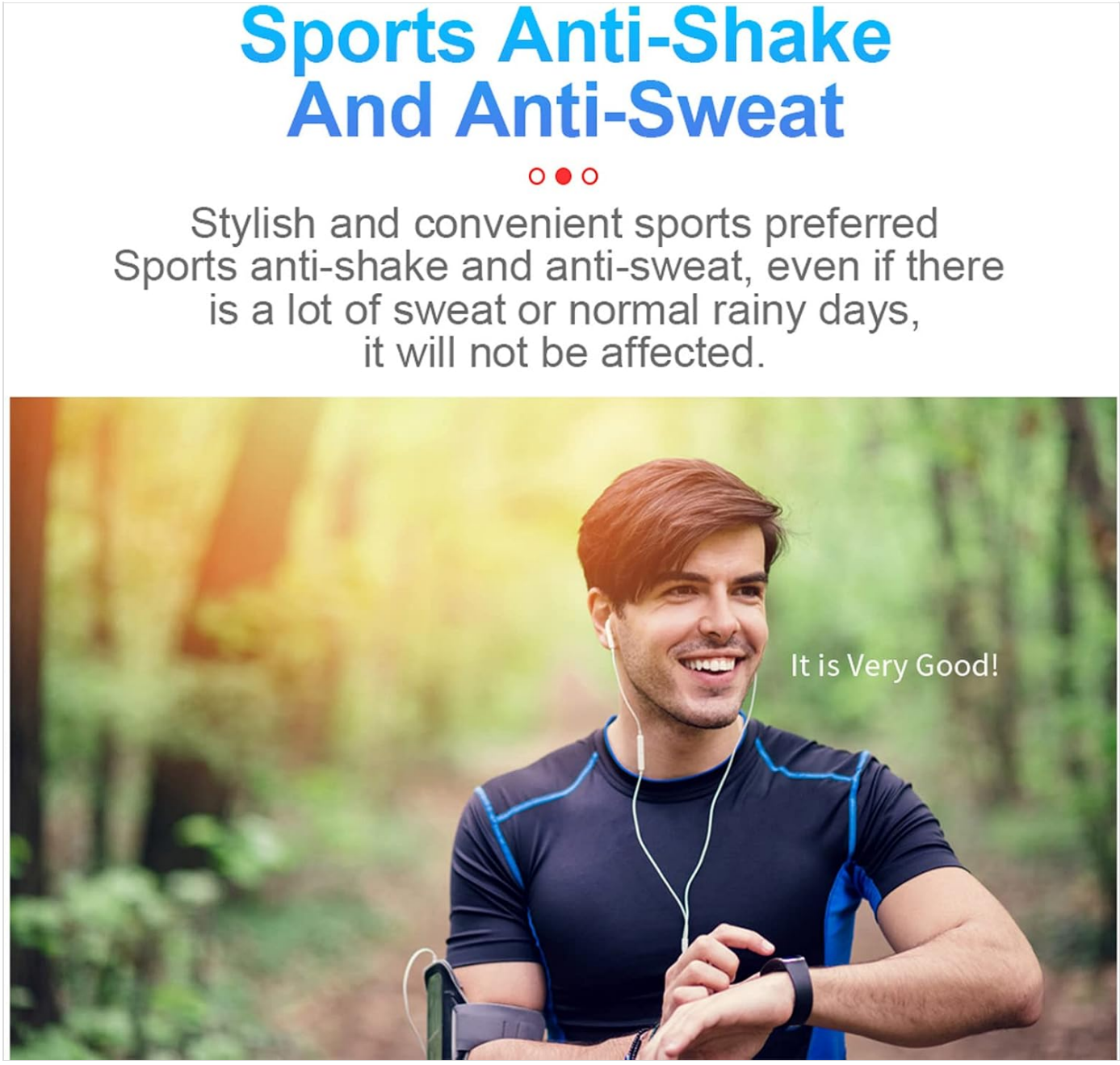

This image depicts a person exercising, illustrating the watch's suitability for sports due to its anti-shake and anti-sweat properties.

5.3 Battery Life

The device offers extended battery performance for continuous use and standby.



This image indicates the battery performance: 3-4 hours of continuous video recording, 3-5 hours of continuous voice recording, and up to 90 days of long standby time.

6. Troubleshooting

6.1 Device Not Turning On

- Ensure the device is fully charged. Connect it to a power source and allow it to charge for at least 30 minutes before attempting to power on again.
- Long press the power button firmly for several seconds.

6.2 Recording Issues

- Check available memory. If the memory is full, transfer files to another device and delete them from the watch to free up space.
- Ensure the battery is sufficiently charged. Low battery can affect recording quality or prevent recording altogether.

6.3 File Transfer Problems

- For OTG connection, ensure your smartphone supports OTG functionality and that the cable is correctly connected.

- When connecting to a PC, ensure the USB cable is securely connected and the watch is recognized by the computer. Try a different USB port or cable if necessary.

7. Specifications

Feature	Detail
Item Type	Recorder Watch
Material	ABS
Model	AUENgpg0wath81-13
Memory Capacity	32 GB
Built-in Battery	300 mAh Lithium Polymer
Charging Time	Approx. 2 hours
Digital Recording Time	Up to 6 hours
Image Format	JPG
Image Resolution	1920 x 1080
Recording Format	WAV
Video Format	AVI
Lens Parameters	F NUMBER 2.25
Hardware Interface	USB
Compatible Devices	PC
Microphone Form Factor	Integrated
Microphone Operating Mode	Mono
Dial Dimensions	5.6cm (L) x 1.3cm (T) x 2.7cm (W)
Strap Length	27cm

Note: Manual measurements may have slight errors.

8. Warranty and Support

8.1 Warranty Information

The Cuifati Voice Recorder Watch comes with a 90-day warranty/return policy. Please refer to your purchase documentation or the retailer's terms and conditions for specific details regarding warranty claims and returns.

8.2 Customer Support

For further assistance, technical support, or inquiries regarding your device, please contact Cuifati customer service through the retailer where you purchased the product. You may also visit the official Cuifati store on Amazon for more information: Cuifati Amazon Store.

9. Video Resources

No official product videos from the seller were found to be relevant or useful for embedding in this manual.

Ask a question about this manual

Ask about setup, troubleshooting, compatibility, parts, safety, or missing instructions. Manuals+ will review the question and use this page's manual context to help answer it.

Name

Anonymous

Email

you@example.com

After a successful submission, we securely hash the supplied account or form email before sending it to Microsoft Advertising for conversion attribution. Privacy details.

Question

Example: How do I reset this device or fix this error?

Details

Model number, symptoms, what you tried, or the section of the manual you are using.

Submit question

Open the live page

https://manuals.plus/asin/B0BQYDXB7F

More documents and user manuals: **https://manuals.plus/**