

PETLIBRO PLWF115

PETLIBRO Cordless Cat Water Fountain User Manual

MODEL: PLWF115

Introduction

The PETLIBRO Cordless Cat Water Fountain is designed to provide fresh, clean water for your pets, encouraging healthy hydration habits. Its innovative cordless design offers flexible placement options, while advanced filtration ensures water purity. This manual provides detailed instructions for setup, operation, and maintenance to help you get the most out of your fountain.



Image: The PETLIBRO Cordless Cat Water Fountain, showcasing its sleek white design and flowing water.

Components

Your PETLIBRO Cordless Cat Water Fountain package includes the following:

- 1x Rechargeable Battery Operated Cat Water Fountain
- 1x Wireless Pump
- 1x AC Power Adapter
- 1x Multi-layer Filter & Pump Sponge
- 1x Cleaning Brush

Setup

Follow these steps to set up your PETLIBRO Cordless Cat Water Fountain:

1. **Soak the filter:** Place the multi-layer filter in a clean bowl of water for 5 minutes to prepare it for use.
2. **Assemble the pump:** Insert the foam filter into the groove of the wireless water pump, and then install the silicone pipe onto the pump.
3. **Fill the tank:** Add water to the fountain's tank. Install the water tray and fasten the snap lids securely.
4. **Install the filter:** Place the soaked filter and its lid into the designated slot in the water tray.
5. **Power on:** Turn on the power switch located on the base for Induction Mode. Alternatively, connect the power supply to the base and turn on the power switch for Regular Mode.
6. **Place the tank:** Install the water tank onto the tank base by aligning the protruding hole of the water tank with the tank base.

How much water should a cat drink each day?

A cat's bodyweight is 80% water, that's why hydration is important. And a cat should drink about 0.8-1.2oz of water per pound of bodyweight each day.



Image: Visual guide for the first three steps of fountain assembly, including soaking the filter, assembling the pump, and filling the tank.

What are the symptoms and risks of cat dehydration?

- A lack of urine or yellow urine
- Intense panting
- Excessive drooling
- Red or pale gums
- Muscle tremors
- Vomiting and diarrhea

Minor dehydration in cats can easily be prevented by water consumption. But chronic dehydration can lead to diseases such as chronic cystitis or urinary stone disease.




Image: Visual guide for the final three steps of fountain assembly, including filter installation, powering on, and placing the tank on the base.

Operating Modes

The PETLIBRO Cordless Cat Water Fountain offers two distinct operating modes:

- **Radar Induction Mode:** This mode activates the water flow for 42 seconds only when it senses your pet within 19.7 inches (50 cm). This conserves power and encourages your pet to drink. Additionally, a 42-second flow will occur every hour to ensure water availability.
- **Continuous Flow Mode:** When connected to a power supply, this mode provides a continuous 24/7 flow of fresh water, ensuring constant access for your pet.



No Cable to Chew

Eliminates electrical hazards for your pet's safety

Image: Illustration showing the two operating modes: Radar Induction Mode (left) and Continuous Flow Mode (right).

Why do cats enjoy drinking flowing water?

Cats have poor static vision, so flowing water helps cats find it more easily. In addition, taste and temperature matter too. Filtered flowing water is fresher, and 1-2°C lower than standing water, making it more acceptable to cats.



Image: Detailed comparison of Regular Flow Mode (continuous when plugged in) and Radar Induction Mode (motion-activated and hourly flow).



Note: 30 days battery life is based on one cat household

No Cord, No Limit

Cordless to place anywhere that your pets like

Image: Visual representation of the fountain's 30-day battery life, based on a single-cat household.

Dual Water Modes

Allure pets to hydrate with dual water flow modes



Radar
Induction Mode



Continuous
Flow Mode

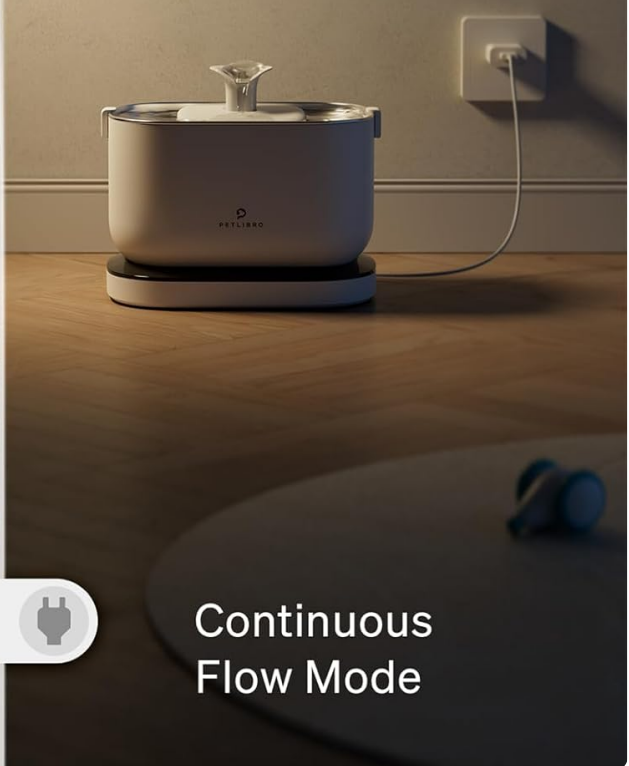


Image: A cat drinking from the fountain, highlighting the absence of external cables to prevent chewing hazards.



Water Shortage Detector

The pump switches off automatically as soon as water levels dip below the minimum indication line, preventing it from overheating.

Image: Close-up of the fountain's base, showing the reinforced braided cable designed to prevent pets from biting through it.

Maintenance

Regular maintenance is crucial for the longevity and hygiene of your PETLIBRO water fountain. For your pet's health and to prolong pump service life, it is recommended to change the water and clean the water tank, tray, foam filter, and pump at least once a week. Please replace the filter every 2 weeks.

- **Easy Cleaning:** The detachable water tank and wireless pump make cleaning every spot of the fountain simple and efficient.
- **Filter Replacement:** Ensure to replace the multi-layer filter every two weeks to maintain optimal water quality.
- **Pump Cleaning:** Wash the wireless pump every two weeks to ensure its power and water activation.

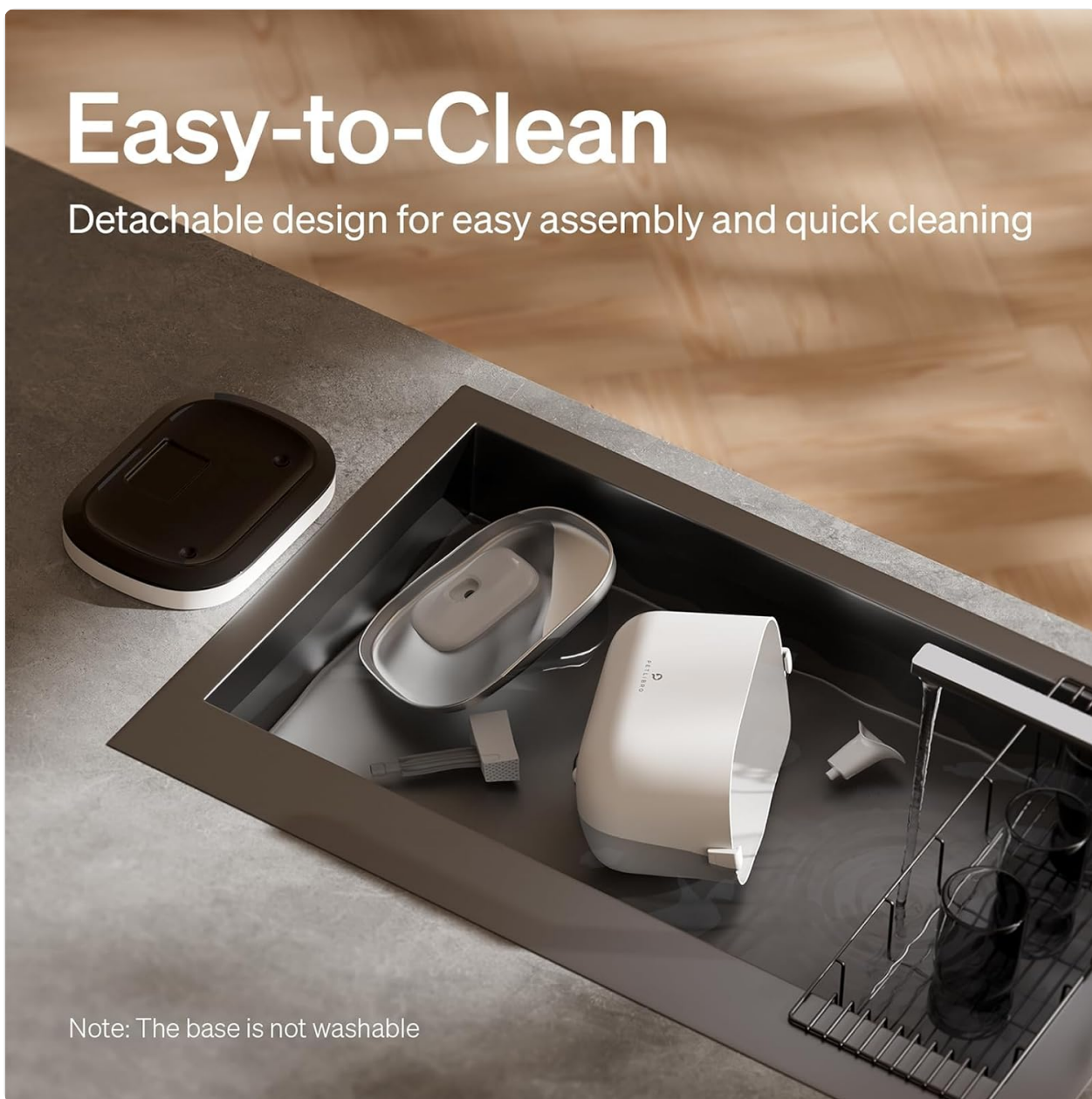


Image: The fountain disassembled, showing its detachable components for easy cleaning in a sink.

All Day Fresh Water

4-layer filtration delivers freshest-tasting water



Image: Diagram illustrating the 4-layer filtration system, including ion exchange resin, activated carbon, non-woven fabric, and high-density sponge.

Dual Water Modes



Regular Flow Mode

Creates a 24/7 flow of fresh water so your pet can drink whenever they want (only available when connected to a power supply).



Radar Induction Mode

Senses your pet within 19.7inch/50cm and activates the flow, preserving power while encouraging your pet to drink. There will also be a 42-second flow every hour.

Image: Close-up of the stainless steel tray and safety snap lid, designed to prevent spills and pet acne.

Troubleshooting

The PETLIBRO water fountain is equipped with smart features to help prevent common issues:

- **Water Shortage Detector:** The pump automatically switches off if water levels drop below the minimum indication line, preventing overheating and pump damage. A red light will flash to indicate low water.
- **Foreign Object Detection (FOD):** If an unidentified metal object, such as a key, touches the tank base, the pump will automatically turn off to avoid potential hazards.

If you encounter other issues, please refer to the following:

- **Fountain not dispensing water:** Check if the water level is above the minimum line. Ensure the pump is clean and free of debris. Verify the power connection if using continuous mode, or that the battery is charged in induction mode.
- **Unusual noise:** This could indicate debris in the pump or low water levels. Clean the pump and ensure the water tank is adequately filled.

What encourages cats to drink from water fountains?

- Flowing water is more attractive than standing water
- Multiple filtering removes odors, particles and other impurities
- The softening of water improves its taste
- Uninterrupted, fresh and clean water is always available
- Flowing water has a higher oxygen content




Image: Diagram showing the water shortage detector, which automatically turns off the pump when water levels are too low.

Fresh Water to Sip, No Wires to Trip

PETLIBRO Dockstream Battery-Operated
Automatic Pet Water Fountain



Image: Illustration of the Foreign Object Detection feature, which deactivates the pump if metal objects are detected on the base.



Image: Graphic illustrating the ultra-silent operation of the PETLIBRO Dockstream Fountain, with noise levels reduced to 23dB.

Specifications

Feature	Specification
Model Name	Dockstream
Item Model Number	PLWF115
Dimensions (LxWxH)	9.2" x 6.3" x 6.5"
Item Weight	2.64 pounds (1.2 Kilograms)
Material	Stainless Steel, Acrylonitrile Butadiene Styrene (ABS)

Power Source	Rechargeable Battery (1 Lithium Ion battery included)
Care Instructions	Keep Indoors, Not dishwasher safe
Country of Origin	China



Image: Diagram showing the dimensions of the PETLIBRO Cordless Cat Water Fountain: 9.2 inches long, 6.3 inches wide, and 6.5 inches high.

Official Product Video

Watch the official brand video for an overview of the PETLIBRO fountain's features and benefits:

Video: Official brand video showcasing the PETLIBRO Feeder and Fountain, highlighting their integration into daily pet care routines.





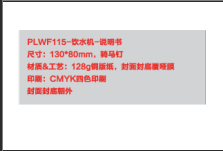
Warranty and Support

The PETLIBRO Cordless Cat Water Fountain comes with a**24-month warranty**. For any product inquiries, technical support, or warranty claims, please contact PETLIBRO customer service through their official website or the retailer where the product was purchased.

For additional resources and FAQs, visit the official PETLIBRO brand store:[PETLIBRO Store](#)

© 2024 PETLIBRO. All rights reserved.

Related Documents - PLWF115

	<p>PETLIBRO Dockstream Battery-operated Automatic Pet Water Fountain User Manual (PLWF115)</p> <p>Comprehensive user manual for the PETLIBRO Dockstream Battery-operated Automatic Pet Water Fountain (Model PLWF115), covering setup, operation, maintenance, troubleshooting, and safety precautions. Includes details on working modes, indicators, and battery care.</p>
	<p>PETLIBRO Dockstream Battery-operated Automatic Pet Water Fountain User Manual</p> <p>Comprehensive user manual for the PETLIBRO Dockstream Battery-operated Automatic Pet Water Fountain (Model: PLWF115). Provides detailed instructions on setup, operation, safety precautions, maintenance, troubleshooting, and product specifications for optimal use.</p>
	<p>PETLIBRO PLWF115 Dockstream Battery-Operated Automatic Pet Water Fountain User Manual</p> <p>This user manual provides comprehensive instructions for the PETLIBRO PLWF115 Dockstream Battery-Operated Automatic Pet Water Fountain, covering setup, operation, maintenance, and troubleshooting for optimal pet hydration.</p>
	<p>PETLIBRO Dockstream PLWF115 User Manual: Automatic Pet Water Fountain</p> <p>Comprehensive user manual for the PETLIBRO Dockstream PLWF115 automatic pet water fountain. Learn about setup, operation, care, troubleshooting, and specifications for this battery-operated pet water dispenser.</p>
	<p>PETLIBRO PLWF115 Dockstream Automatic Pet Water Fountain User Manual</p> <p>Comprehensive user manual for the PETLIBRO PLWF115 Dockstream Battery-operated Automatic Pet Water Fountain, covering setup, operation, safety, maintenance, and troubleshooting.</p>
	<p>PETLIBRO PLWF115 Dockstream Automatic Pet Water Fountain User Manual</p> <p>Comprehensive user manual for the PETLIBRO PLWF115 Dockstream Battery-operated Automatic Pet Water Fountain, covering setup, operation, safety, care, and troubleshooting.</p>