

Manuals+

[Q & A](#) | [Deep Search](#) | [Upload](#)

[manuals.plus](#) /

› [BLANCO](#) /

› [BLANCO 443121 PRECIS SILGRANIT Super Single Undermount Kitchen Sink Instruction Manual](#)

BLANCO 443121

BLANCO 443121 PRECIS SILGRANIT Super Single Undermount Kitchen Sink Instruction Manual

Model: 443121 | Brand: BLANCO

PRODUCT OVERVIEW

The BLANCO PRECIS SILGRANIT Super Single Undermount Kitchen Sink is crafted from SILGRANIT, a premium granite composite material. This sink is designed for durability and ease of use in a kitchen environment. Its super single bowl design offers ample space for various kitchen tasks.



Image: Top-down view of the BLANCO PRECIS SILGRANIT Super Single Undermount Kitchen Sink in Volcano Gray, showcasing its spacious single bowl and central drain.

KEY FEATURES

- **Patented SILGRANIT Material:** Engineered for high resistance to heat, scratches, stains, chips, and impacts.
- **Hygienic+Plus Surface Technology:** Provides a protective shield against liquids and dirt, promoting a cleaner surface.
- **Undermount Installation:** Facilitates easy countertop cleanup by allowing crumbs and spills to be wiped directly into the sink.
- **Rear-positioned Drain:** Maximizes usable bowl space and cabinet storage beneath the sink.
- **Third-Party Certified:** Tested and certified to meet IAPMO standards for composite stone materials.

SETUP AND INSTALLATION

This sink is designed for undermount installation. A template is included to assist with countertop cutout. Professional installation is recommended to ensure proper sealing and support.

- **Countertop Preparation:** Use the provided template for accurate cutting of the countertop opening.
- **Mounting:** Secure the sink to the underside of the countertop using appropriate mounting clips (sold separately). Ensure a watertight seal with silicone sealant.
- **Drain Installation:** Install the drain assembly (basket strainer and installation clips sold separately) into the rear-positioned drain opening.
- **Faucet Installation:** Install your chosen faucet and any other accessories (e.g., soap dispenser) into the pre-drilled holes on the countertop.



Image: Technical drawing illustrating the dimensions of the BLANCO PRECIS SILGRANIT sink, including its 32" L x 19" W overall size and 30" L x 17" W bowl dimensions.

OPERATING THE SINK

The BLANCO PRECIS Super Single Sink offers a large, unobstructed basin, ideal for handling oversized cookware, baking sheets, and other large kitchen items. The rear-positioned drain maximizes the usable area of the sink bowl.



Image: A top-down view of the BLANCO sink filled with dishes and a drying rack, illustrating its generous capacity for washing and drying multiple items simultaneously.

For food preparation, consider using compatible accessories like cutting boards or drying racks that fit over the sink to expand your workspace.



Image: A kitchen scene showing the BLANCO sink with fresh produce and a drying rack, highlighting its utility for food preparation.

MAINTENANCE AND CARE

The SILGRANIT material is designed for easy maintenance. Regular cleaning will help preserve its appearance and hygienic properties.

Daily Cleaning:

- Wipe down the sink with a soft cloth or sponge and mild dish soap after each use.
- Rinse thoroughly with water to remove any soap residue.
- For best results, dry the sink with a clean towel to prevent water spots, especially in areas with hard water.

Deep Cleaning (as needed):

- For stubborn stains or residue, use a non-abrasive cleaner specifically designed for granite composite sinks, such as [BLANCOCLEAN SILGRANIT Sink Cleaner](#).

- Apply the cleaner with a soft sponge, gently scrub the affected areas, and rinse thoroughly.
- Avoid using harsh chemicals, abrasive pads, or steel wool, as these can damage the surface.

The Hygienic+Plus surface technology helps protect against bacteria, but regular cleaning is still essential for optimal hygiene.



Image: A bottle of BLANCOCLEAN SILGRANIT Sink Cleaner, recommended for maintaining the sink's surface.

TROUBLESHOOTING

Issue	Possible Cause	Solution
Water Spots/Mineral Deposits	Hard water residue.	Regularly dry the sink after use. For existing spots, use a mild vinegar solution (diluted) or a specialized descaler for granite composite sinks.
Dull Appearance	Accumulation of soap scum or mineral film.	Perform a deep clean using BLANCOCLEAN or a similar granite composite sink cleaner. Ensure thorough rinsing.
Stains	Food dyes, coffee, tea, or other staining agents.	Clean immediately. For persistent stains, a paste of baking soda and water can be applied, left for a short period, then scrubbed gently and rinsed. Avoid bleach.

SPECIFICATIONS

Attribute	Detail
Brand	BLANCO
Model Number	443121
Color	Volcano Gray
Material	Granite Composite (SILGRANIT)
Size (Overall)	32" L x 19" W
Product Dimensions	19"D x 32"W x 9.87"H
Installation Type	Undermount
Drain Type	Lift and Turn (Drain assembly sold separately)
Item Weight	33.5 Pounds
UPC	747943089487

OFFICIAL PRODUCT VIDEOS

Precis Silgranit Super Single Kitchen Sink Overview

Your browser does not support the video tag.

Video: This video provides an overview of the BLANCO Precis Silgranit Super Single Kitchen Sink, highlighting its design and features for efficient kitchen use.

Silgranit Production - Made in Canada

Your browser does not support the video tag.





Video: This video showcases the production process of BLANCO's SILGRANIT sinks in Canada, emphasizing the material's durability and quality.

WARRANTY AND SUPPORT

The BLANCO 443121 PRECIS SILGRANIT Super Single Undermount Kitchen Sink comes with a Limited Lifetime Manufacturer Warranty. For detailed warranty information, claims, or product support, please refer to the official BLANCO website or contact their customer service directly.

You can visit the official BLANCO store for more products and support:[BLANCO Store on Amazon](#).

Related Documents - 443121

	<p>BLANCO SILGRANIT® Sink Installation Guide and Specifications</p> <p>This document provides installation instructions and technical specifications for BLANCO SILGRANIT® sinks. It includes step-by-step visual guides, material care information, and a comprehensive table of sink models with their dimensions and tolerances.</p>
	<p>Blanco Drop-in and Undermount Sink Installation Guide</p> <p>Comprehensive installation instructions for Blanco stainless steel and Silgranit drop-in and undermount kitchen and bar sinks. Includes tools, materials, step-by-step procedures, and important notes for professional installers.</p>
	<p>BLANCO PRECIS 1 3/4 Low Divide SILGRANIT Sink Specifications and Details</p> <p>Comprehensive specifications for the BLANCO PRECIS 1 3/4 Low Divide SILGRANIT sink, covering color options, dimensions, included components, compliance standards, available accessories, and warranty information. Includes contact details and a link to installation videos.</p>
	<p>BLANCO Kitchen Sinks: Installation, Care, and Specifications Guide</p> <p>Comprehensive guide to installing and caring for BLANCO kitchen sinks, featuring detailed specifications for various models including A-STYLE, C-STYLE, S-STYLE, Z-STYLE, ANDANO, ETAGON, SOLIS, SUPRA, and YPSILON series.</p>

