

Manuals+

[Q & A](#) | [Deep Search](#) | [Upload](#)

[manuals.plus](#) /

› [uniarch](#) /

› [Conference Camera with Speaker & Microphone, Conference Room Camera, All-in-1 Conference Webcam Wide-Angle 90° 1080p Video Conference Camera, 16ft Voice Pickup, Privacy Protection Cover](#)

uniarch A20

uniarch A20 Conference Camera User Manual

Model: A20 | Brand: uniarch

PRODUCT OVERVIEW

The uniarch A20 Conference Camera is an all-in-one solution designed for seamless video conferencing. It integrates a high-definition camera, speaker, and microphone into a single portable device, eliminating the need for multiple separate components. This compact unit is ideal for small to medium meeting rooms, huddle spaces, and personal use, offering clear audio and video for effective communication.



Figure 1: The uniarch A20 Conference Camera, showcasing its sleek design and integration with a laptop for video conferencing.

Key features include a 1080p HD camera with a 90° wide-angle field of view, a 4-element 360° omnidirectional microphone array with a 16ft voice pickup range, and a built-in HI-FI speaker. Advanced noise-suppression and echo-cancellation algorithms ensure clear audio. The device also features a sliding physical privacy cover for the camera and convenient touch controls for easy operation.

WHAT'S IN THE BOX

Verify that all components are present in the package:

- A20 Conference Camera
- User Guide
- USB 2.0 Type-C Cable

SETUP INSTRUCTIONS

The uniarch A20 is designed for simple plug-and-play setup, requiring no additional drivers for most operating systems.

1. **Connect the Camera:** Use the provided USB 2.0 Type-C cable to connect the A20 Conference Camera to an available USB port on your computer (PC or Mac).
2. **System Recognition:** Your operating system (Windows, macOS, Linux) should automatically detect and install the

necessary drivers. This process typically takes a few seconds.

3. **Select Device in Software:** Open your preferred video conferencing application (e.g., Zoom, Skype, Microsoft Teams, Google Meet). Navigate to the audio and video settings within the application. Select "uniarch A20" as your camera, microphone, and speaker device.
4. **Positioning:** Place the camera on a stable surface, such as a desk or conference table, ensuring it has a clear view of all participants.

Versatile LED status light

Effortlessly stay informed about various device statuses through intuitive light patterns.



Figure 2: USB plug-and-play simplicity. Connect the device to your computer via the USB-C cable for immediate use.

OPERATING INSTRUCTIONS

The uniarch A20 features intuitive touch controls and indicators for easy management during calls.

Touch Button Controls

The top of the device features touch-sensitive buttons for quick access to essential functions:

- **Microphone Mute:** Touch the microphone icon to mute or unmute the microphone.
- **Camera On/Off:** Touch the camera icon to turn the camera video feed on or off.
- **Volume Up/Down:** Touch the '+' or '-' icons to adjust the speaker volume.

Convenient one-click touch button

Seamlessly switch between various functions with a simple press.



Figure 3: Convenient one-click touch buttons for seamless function control.

Privacy Protection Cover

A physical sliding cover is integrated to ensure your privacy when the camera is not in use.

- **To Cover:** Slide the cover upwards to physically block the camera lens.
- **To Uncover:** Slide the cover downwards to reveal the camera lens for video calls.



Figure 4: Sliding privacy protection cover for discreet protection when the camera is not in use.

LED Status Indicator

The circular LED light at the base of the device provides visual feedback on its current status:

- **Blue Light:** Device is operating normally.
- **Orange Light:** Microphone is turned off (muted).
- **Yellow Light:** Device is starting up.
- **Red Light:** Camera is turned off.

USB plug-and-play simplicity

Enjoy hassle-free setup and ease of use with our intuitive, plug-and-play functionality.



Figure 5: Versatile LED status light provides intuitive feedback on device status.

KEY FEATURES

Crystal Clear 1080p Resolution

The A20 delivers high-quality 1080p video, ensuring crisp and clear visuals even in challenging lighting conditions. This

high resolution captures fine details, making your video conferences more engaging and professional.



Figure 6: Experience superior video quality with crystal clear 1080p resolution.

Immersive 90° Room-Wide Capture

With a 90-degree ultra-wide-angle Field of View (FoV), the camera ensures that all participants in a small to medium-sized room are included in the frame, providing a complete and inclusive meeting experience.




Figure 7: The 90° room-wide capture ensures every participant is visible.

Extended 16ft Voice Pickup Range

The 4-element omnidirectional microphone array can capture clear audio from up to 16 feet away, making it suitable for various room sizes and ensuring everyone's voice is heard with clarity.

Crystal clear 1080p resolution

Delivering high-quality video whether in challenging low-light conditions or various environments.



Figure 8: The 16ft voice pickup range ensures clear audio capture from a distance.

Smart Noise-Cancellation

Built-in algorithms intelligently filter and eliminate background noise, providing an uninterrupted and clear audio experience during your calls.

Immersive 90° room-wide capture

Every participant in the room can be included in the frame, preserving the complete experience.



Figure 9: Smart Noise-Cancellation for clear, uninterrupted communication.

Enhanced Full-Duplex Communication

The A20 supports simultaneous two-way audio, allowing participants to speak and be heard at the same time without interruption, facilitating natural and seamless conversations.



Extended 16ft voice pickup range

Capture clear audio from a distance with our long-range microphone technology.



Figure 10: Full-duplex communication for natural, simultaneous conversations.

COMPATIBILITY

The uniarch A20 Conference Camera offers broad compatibility with various operating systems and mainstream video conferencing platforms.

- **Operating Systems:** Mac OS, Windows 7, Windows 10, Linux.
- **Video Conferencing Platforms:** Compatible with Zoom, Skype, Microsoft Teams, Google Meet, and other popular conferencing software.



Enhanced Full-duplex Communication

Enjoy uninterrupted, simultaneous two-way audio for seamless conversations in any environment.



Figure 11: Enhanced compatibility with various operating systems and conferencing software.

SPECIFICATIONS

Feature	Detail
Brand Name	uniarch
Model Number	A20
Item Weight	1.26 pounds (approx. 572g)

Feature	Detail
Product Dimensions	3.46 x 2.99 x 7.87 inches (approx. 8.8 x 7.6 x 20 cm)
Color	White-A20
Video Capture Resolution	1080p
Field of View (FoV)	90° Wide-Angle
Microphone Array	4-element 360° omnidirectional
Voice Pickup Range	Up to 16 feet
Special Features	4 mics, HI-FI speaker, privacy protection, lightweight, noise-suppression, echo-cancellation
Connectivity Technology	USB 2.0 Type-C
Compatible Operating Systems	Mac OS, Windows 7/10, Linux

TROUBLESHOOTING

If you encounter issues with your uniarch A20 Conference Camera, please refer to the following common troubleshooting steps:

- **No Video/Audio:**
 - Ensure the USB cable is securely connected to both the camera and your computer.
 - Verify that the camera's privacy cover is open.
 - Check your video conferencing software settings to confirm the uniarch A20 is selected as the active camera, microphone, and speaker.
 - Restart your video conferencing application or your computer.
- **Poor Audio Quality (Echo/Noise):**
 - Ensure the device is placed on a stable surface and not too close to walls or reflective surfaces.
 - Reduce background noise in the environment if possible.
 - Confirm that only one audio input/output device is active in your computer's sound settings to avoid conflicts.
- **Camera Not Detected:**
 - Try connecting the camera to a different USB port on your computer.
 - If using a USB hub, try connecting directly to the computer.
 - Ensure your operating system is up to date.

For persistent issues, please refer to the official user guide PDF or contact customer support.

MAINTENANCE

To ensure the longevity and optimal performance of your uniarch A20 Conference Camera, follow these maintenance guidelines:

- **Cleaning:** Use a soft, dry cloth to clean the exterior of the device. For the camera lens, use a lens cleaning cloth specifically designed for optics. Avoid abrasive cleaners or solvents.

- **Storage:** When not in use, store the camera in a cool, dry place away from direct sunlight and extreme temperatures. Ensure the privacy cover is closed to protect the lens.
- **Handling:** Handle the device with care to prevent drops or impacts that could damage internal components.




WARRANTY AND SUPPORT



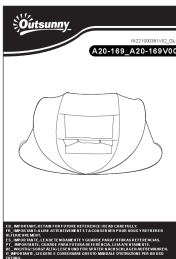
uniarch is committed to providing reliable products and excellent customer service.

- **Warranty:** The uniarch A20 Conference Camera comes with a 2-year warranty, ensuring comprehensive coverage for your device.
- **Returns:** Enjoy hassle-free returns and refunds within 30 days of purchase.
- **Customer Support:** Seamless customer support is available 24 hours a day, 7 days a week.
- **User Guide:** For detailed information and further assistance, you can download the official User Guide (PDF)[here](#).

© 2023 uniarch. All rights reserved.

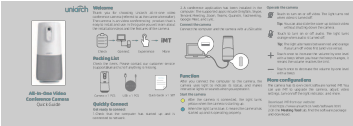
Related Documents - A20

	<p>A20 TWS Bluetooth Headset User Manual</p> <p>User manual for the A20 TWS Bluetooth headset, detailing features, functions, operation, and precautions. Includes FCC compliance information.</p>
	<p>Outsunny Camping Cot User Guide and Care Instructions</p> <p>Comprehensive guide for the Outsunny camping cot (models A20-207, A20-207V01, A20-116), covering usage tips, assembly, maintenance, storage, and safety precautions.</p>
	<p>A20 Plus Wireless Earbuds User Manual and Specifications</p> <p>Comprehensive user manual for the A20 Plus wireless earbuds, covering product introduction, features, operation, specifications, and safety precautions. Includes FCC compliance information.</p>

	<p>Sound Devices A20-HH Digital Wireless Handheld Transmitter User Guide</p> <p>Comprehensive user guide for the Sound Devices A20-HH digital wireless handheld microphone transmitter, covering features, operation, specifications, and troubleshooting.</p>
	<p>Outsunny A20-173 Tent User Manual and Assembly Guide</p> <p>Comprehensive guide for setting up and storing your Outsunny A20-173 tent. Includes parts list, step-by-step instructions, contact information, and importer details.</p>
	<p>Outsunny A20-169V00 Pop-Up Tent Assembly Instructions</p> <p>This document provides assembly instructions for the Outsunny A20-169V00 pop-up tent in multiple languages, including English, French, German, Spanish, Portuguese, and Italian. It details the steps for setting up the tent, including pole preparation, folding, and packing.</p>

Documents - uniarch – A20


[pdf] Installation Guide Guide



uniarch Conference Camera with Speaker Microphone Room All in 1 Webcam Wide Angle 90° 1080p Video 16ft Voice Pickup Privacy Protection Cover White A20 User Guide Uniarch B0CFQFJ9ZT B0BQD9BTGL B0BQDXLT2Y C1MsukZK aL m media amazon images I |||

All-In-One Video Conference Camera Quick Guide Welcome Thank you for choosing Uniarch all-in-one video conference camera referred to as the camera hereafter . The camera is an video conferencing product that is easy to install and use. In this guide you will learn about the installation steps and ...

lang:en score:29 filesize: 4.14 M page_count: 2 document date: 2023-01-17



[pdf] Specifications Datasheet

Datasheet z01150 uniarch Conference Camera with Speaker Microphone Room All in 1 Webcam Wide Angle 90° 1080p Video 16ft Voice Pickup Privacy Protection Cover White A20 Specification Sheet Uniarch B0CFQFJ9ZT B0BQD9BTGL B0BQDXLT2Y 712YRCUpUL m media amazon images I ||| DATASHEET Unear **A20** All-In-One Video Conference Camera Key Features 4 Omni-directional microphones array algorithm, 5-meter far-field clear voice pickup Exclusive AI noise-suppression technology, real full-duplex communication 90 full HD wide-angle camera, in-person conference experience Automa...

lang:en score:14 filesize: 176.04 K page_count: 3 document date: 2022-12-28

