

MONODEAL dg-10

MONODEAL Bone Conduction Headphones User Manual

Model: dg-10

INTRODUCTION

Thank you for choosing MONODEAL Bone Conduction Headphones. These wireless headphones are designed to deliver high-quality audio through bone conduction technology, allowing you to hear your surroundings while enjoying your music or calls. Featuring a noise-canceling microphone and an 8-hour playtime, they are ideal for various activities. This manual will guide you through the features and proper usage of your new headphones.

PRODUCT OVERVIEW



Image: MONODEAL Bone Conduction Headphones (Model dg-10). These black, behind-the-neck headphones feature a flexible band connecting two ear hooks, each with a circular bone conduction transducer. A control module is visible on one side.

SETUP

1. Charging the Headphones

Before first use, fully charge your headphones. Connect the charging cable to the charging port on the headphones and the other end to a USB power source (e.g., computer USB port, wall adapter). The LED indicator will show charging status and turn off or change color when fully charged.

- **Charging Time:** Approximately 1.5-2 hours for a full charge.
- **Battery Life:** Up to 8 hours of continuous playtime on a full charge.

2. Pairing with Your Device (Bluetooth)

1. Ensure the headphones are turned off.
2. Press and hold the Power/Multi-function button for approximately 5-7 seconds until the LED indicator flashes red and blue alternately, indicating pairing mode.
3. On your smartphone, tablet, laptop, or smart speaker, enable Bluetooth and search for available devices.
4. Select "MONODEAL dg-10" from the list of found devices.
5. Once connected, the LED indicator will stop flashing and remain solid blue, and you will hear a confirmation tone.
6. If prompted for a password, enter "0000".

3. Wearing the Headphones

Place the headphones with the transducers resting on your cheekbones, just in front of your ears. The flexible band should wrap around the back of your head. Adjust for a comfortable and secure fit. Ensure the transducers are in good contact with your cheekbones for optimal sound quality.

OPERATING INSTRUCTIONS

Power On/Off

- **Power On:** Press and hold the Power/Multi-function button for 3 seconds.
- **Power Off:** Press and hold the Power/Multi-function button for 5 seconds.

Music Playback (Touch Control)

- **Play/Pause:** Single tap the Multi-function button.
- **Next Track:** Double tap the Multi-function button.
- **Previous Track:** Triple tap the Multi-function button.

Volume Control

- **Volume Up:** Press the Volume + button.
- **Volume Down:** Press the Volume - button.

Call Management (Noise-Canceling Microphone)

- **Answer Call:** Single tap the Multi-function button when an incoming call rings.
- **End Call:** Single tap the Multi-function button during a call.
- **Reject Call:** Press and hold the Multi-function button for 2 seconds when an incoming call rings.
- **Voice Assistant:** Press and hold the Multi-function button for 2 seconds (when not on a call) to activate your device's voice assistant (e.g., Siri, Google Assistant).

MAINTENANCE

Cleaning

Gently wipe the headphones with a soft, damp cloth. Do not use harsh chemicals or abrasive cleaners. Ensure the charging port is dry before charging.

Storage

Store the headphones in a cool, dry place away from direct sunlight and extreme temperatures. Avoid placing heavy objects on them.

Battery Care

- To prolong battery life, avoid fully discharging the headphones frequently.
- Charge the headphones at least once every three months if not used regularly.

TROUBLESHOOTING

- **No Power:** Ensure the headphones are fully charged.
- **No Sound:** Check if the headphones are paired correctly and connected to your device. Adjust the volume on both the headphones and your device.
- **Pairing Issues:** Turn off Bluetooth on your device, then turn it back on. Restart the headphones and try pairing again. If issues persist, clear the Bluetooth pairing history on your device and re-pair.
- **Poor Call Quality:** Ensure the microphone is not obstructed. Move closer to your connected device to improve signal strength.
- **Intermittent Connection:** Reduce the distance between the headphones and your device. Avoid obstacles that may interfere with the Bluetooth signal.

SPECIFICATIONS

Feature	Specification
Model Name	dg-10
Brand	MONODEAL
Connectivity Technology	Bluetooth
Audio Driver Type	Bone Conduction Driver
Battery Life	Up to 8 Hours
Control Method	Touch
Microphone	Noise-Canceling
Form Factor	Behind The Neck
Color	Black
Material	Plastic, Silicone, Rubber, Memory Foam

Item Weight	5.9 ounces
Compatible Devices	Smartphones, Laptops, Tablets, Smart Speakers

WARRANTY AND SUPPORT

Warranty Information




MONODEAL products are manufactured to the highest quality standards. This product comes with a standard manufacturer's warranty against defects in materials and workmanship. Please refer to the product packaging or the official MONODEAL website for specific warranty terms and conditions.




Customer Support

If you encounter any issues or have questions regarding your MONODEAL Bone Conduction Headphones, please contact our customer support team. For the most up-to-date contact information, visit the official MONODEAL website or refer to the contact details provided with your purchase.

© 2023 MONODEAL. All rights reserved.

Related Documents - dg-10

	<p>Monodeal DG06 Bone Conduction Headphones User Manual</p> <p>User manual for the Monodeal DG06 Bone Conduction Headphones, detailing features, controls, usage instructions, specifications, and important safety information in multiple languages.</p>
	<p>MONODEAL DV68 Bone Conduction Headphones User Manual</p> <p>Comprehensive user manual for the MONODEAL DV68 bone conduction headphones. Learn about Bluetooth 5.3 connectivity, operation, controls, wear instructions, detailed specifications, and important safety precautions for these open-ear, waterproof sports headphones.</p>
	<p>MONODEAL DG10 Pro Bone Conduction Wireless Headset User Manual</p> <p>User manual for the MONODEAL DG10 Pro bone conduction wireless headset with Bluetooth 5.3 and ENC noise-canceling microphone. Features include IPX5 water resistance, long battery life, and comfortable open-ear design for work and daily use.</p>

	<p>MONODEAL DV68 Bone Conduction Wireless Headphones User Manual</p> <p>User manual for the MONODEAL DV68 Bone Conduction Wireless Headphones, detailing features, specifications, and usage instructions.</p>
	<p>MONODEAL Wireless Headset M103 User Manual - Bluetooth Headphones Guide</p> <p>Comprehensive user manual for the MONODEAL Wireless Headset (Model M103). Learn about specifications, pairing, operations, LED indicators, FAQs, and safety instructions for your Bluetooth headphones.</p>
	<p>MonoDeal MD-601 Portable CD Player User Manual</p> <p>User manual for the MonoDeal MD-601 portable CD player, detailing safety, operation, features, and troubleshooting for this audio device.</p>

Documents - MONODEAL – dg-10

no relevant documents