

Manuals+

[Q & A](#) | [Deep Search](#) | [Upload](#)

[manuals.plus](#) /

› [DaVinci](#) /

› [DaVinci Marley 6-Drawer Dresser for Nursery - Wooden Double Chest of Drawers for Kids, Boys & Girls - Multi-Purpose, Storage Baby Dresser for Bedroom, Living Room & Hallway - Easy to Assemble - White White With Walnut Legs](#)

DaVinci W4926WL

DaVinci Marley 6-Drawer Dresser User Manual

Model: W4926WL

PRODUCT OVERVIEW

The DaVinci Marley 6-Drawer Dresser is a beautifully crafted piece of nursery furniture designed for versatility and durability. It provides ample storage and can adapt from a baby dresser to a big-kid dresser, with an optional changing tray (sold separately) for early years. Constructed from solid New Zealand pinewood and TSCA-compliant engineered wood, it features a non-toxic paint finish and pre-installed euro glides for smooth drawer operation.



Image: Front view of the DaVinci Marley 6-Drawer Dresser, showcasing its six drawers and walnut-colored tapered legs.

KEY FEATURES

- **Double Dresser with 6 Drawers:** Offers extensive storage for clothes and blankets, equipped with pre-installed euro glides for smooth and easy access.
- **Adaptable Design:** Easily transforms from a changing table (with compatible changing tray No. M0619, sold separately) to a standard dresser as your child grows.
- **Safety First:** Finished with non-toxic, lead- and phthalate-safe paint, prioritizing your baby's safety.
- **Durable Construction:** Made from solid New Zealand pinewood and TSCA-compliant engineered wood with added corner blocks for enhanced sturdiness.
- **Versatile Aesthetic:** Modern design with tapered feet, rounded knobs, and a crisp silhouette, suitable for various room settings including nurseries, bedrooms, hallways, or living rooms.

ASSEMBLY INSTRUCTIONS

The DaVinci Marley 6-Drawer Dresser is designed for straightforward assembly. Clear, step-by-step instructions are included with the product to guide you through the process. It is recommended to assemble the dresser with two adults to ensure stability and ease of construction.

General Assembly Tips:

- Unpack all components and verify against the parts list provided in the included manual.
- Assemble on a soft, clean surface to prevent scratching.
- Do not overtighten screws.
- Ensure all connections are secure before use.

Your browser does not support the video tag.

Video: An overview of DaVinci products, highlighting their commitment to quality and safety in nursery furniture. This video provides general brand information relevant to the product's design and manufacturing philosophy.

USAGE (OPERATING)

The Marley 6-Drawer Dresser is designed for daily use in a nursery or child's room. Its six spacious drawers provide ample storage for clothing, diapers, and other essentials.

Drawer Operation:

The drawers are equipped with pre-installed euro glides, ensuring smooth and quiet operation. To open, gently pull the integrated handle. To close, push the drawer firmly until it is fully seated.



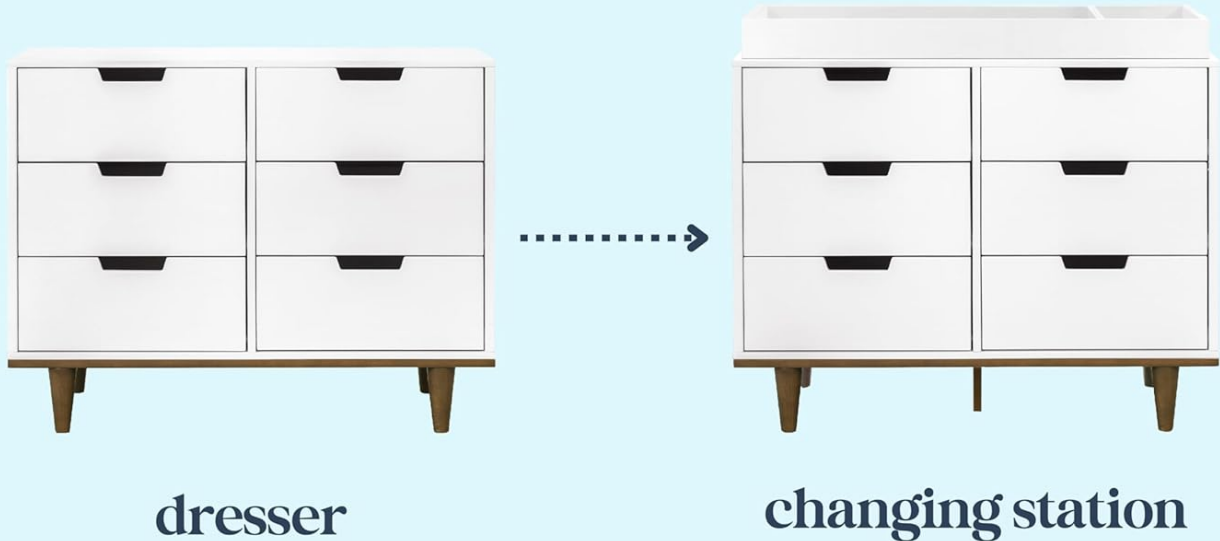
Image: A close-up of an open drawer, demonstrating the ample storage space and smooth glide mechanism.

Converting to a Changing Station:


For use as a changing station, a compatible changing tray (Model No. M0619) can be purchased separately and placed securely on top of the dresser. Ensure the tray is properly aligned and stable before placing a child on it.

from dresser to changing station

easily convert your dresser to a changing station by adding a changing tray



*changing tray
sold separately



M0619

Image: Visual representation of the dresser's adaptability, showing how it can be converted into a changing station with an additional tray.

CARE AND MAINTENANCE

To maintain the quality and appearance of your DaVinci Marley Dresser, follow these care instructions:

- **Cleaning:** Wipe with a damp cloth. Avoid harsh abrasive cleaners that may damage the finish.
- **Dusting:** Regularly dust with a soft, dry cloth.
- **Spills:** Clean spills immediately to prevent staining.
- **Sunlight Exposure:** Avoid prolonged exposure to direct sunlight to prevent fading or discoloration.
- **Humidity:** Maintain consistent humidity levels in the room to prevent wood warping or cracking.

TROUBLESHOOTING

This section addresses common issues you might encounter with your dresser. If you experience problems not listed

here, please refer to the full user manual or contact customer support.

Problem	Possible Cause	Solution
Drawers do not slide smoothly.	Debris in glides, misaligned glides, or loose screws.	Clean glides, check alignment, and tighten all screws on the drawer and dresser frame.
Dresser wobbles or feels unstable.	Uneven floor, loose assembly hardware, or missing anti-tip kit installation.	Adjust leveling feet (if applicable), tighten all assembly hardware, and ensure the anti-tip kit is properly installed and secured to a wall stud.
Paint chipping or scratches.	Impact from objects or improper cleaning.	Use touch-up paint (if available from manufacturer) for minor chips. Avoid abrasive materials during cleaning.

PRODUCT SPECIFICATIONS

Feature	Detail
Brand	DaVinci
Model Name	Marley 6-Drawer Double Dresser
Model Number	W4926WL
Product Dimensions	46.5"D x 19"W x 33.75"H
Color	White With Walnut Legs
Mounting Type	Floor Mount
Material Type	New Zealand pine wood and TSCA compliant MDF
Item Weight	115 Pounds
Maximum Weight Recommendation	50 Pounds
Assembly Required	Yes
Safety Feature	Safety Stop (on drawers), Anti-tip kit included











Image: Side view of the dresser, illustrating its compact depth suitable for various room layouts.

WARRANTY AND SUPPORT

For detailed warranty information and customer support, please refer to the official DaVinci website or the full user manual provided with your product.

- **User Manual (PDF):** [Download User Manual](#)
- **Protection Plans:** Additional protection plans are available for purchase, including 2-Year and 3-Year options, and a monthly Complete Protect plan. Details can be found on the product's purchase page.
- **Safety Information:** Always check the instructions manual for critical safety warnings and guidelines.

Related Documents - W4926WL

<div>Marley</div> <div></div>	<div>DaVinci Marley 6-Drawer Dresser Assembly Instructions</div> <div>Comprehensive assembly instructions for the DaVinci Marley 6-Drawer Dresser, including parts list, hardware details, and safety information.</div>
<div>Marley</div> <div></div>	<div>DaVinci Marley W4926 6-Drawer Dresser Assembly Instructions</div> <div>Comprehensive assembly instructions and user guide for the DaVinci Marley W4926 6-Drawer Dresser. Includes parts list, hardware details, step-by-step assembly, and care information.</div>
<div></div> <div>Charlie</div> <div></div>	<div>DaVinci Charlie 3-Drawer Dresser Assembly Instructions</div> <div>A comprehensive guide for assembling the DaVinci Charlie 3-Drawer Dresser, including parts identification, hardware details, step-by-step assembly instructions, and essential safety information regarding furniture tip-over prevention.</div>
<div>Jenny Lind</div> <div></div>	<div>DaVinci Jenny Lind 6-Drawer Dresser Assembly Instructions</div> <div>Comprehensive assembly instructions for the DaVinci Jenny Lind 6-Drawer Dresser, model M7326. Includes parts list, hardware details, and step-by-step assembly guidance.</div>
<div></div> <div>Charlie</div> <div></div>	<div>DaVinci Charlie 6-Drawer Dresser Assembly Instructions</div> <div>Comprehensive assembly instructions for the DaVinci Charlie 6-Drawer Dresser, including parts lists, hardware details, and step-by-step guidance for safe and correct setup.</div>
<div>Sammy Scallop</div> <div></div>	<div>DaVinci Sammy Scallop 6-Drawer Dresser Assembly Instructions</div> <div>A comprehensive guide for assembling the DaVinci Sammy Scallop 6-drawer dresser, including parts identification, hardware details, step-by-step assembly instructions, and important safety information regarding furniture tip-over prevention.</div>