

[Manuals.plus](#) /

> [Cecotec](#) /

> Cecotec Bolero Hexa M226000 Integrated Multifunction Oven User Manual

Cecotec Bolero Hexa M226000

Cecotec Bolero Hexa M226000 Integrated Multifunction Oven User Manual

Model: Bolero Hexa M226000 | Brand: Cecotec

INTRODUCTION

Thank you for choosing the Cecotec Bolero Hexa M226000 Integrated Multifunction Oven. This appliance is designed to offer a versatile cooking experience with its 72-liter capacity, 7 cooking functions, and advanced steam features. This manual provides essential information for safe installation, operation, maintenance, and troubleshooting to ensure optimal performance and longevity of your oven.



Front view of the Cecotec Bolero Hexa M226000 Integrated Multifunction Oven.

SETUP AND INSTALLATION

The Cecotec Bolero Hexa M226000 is a built-in oven designed for seamless integration into your kitchen cabinetry. Proper installation is crucial for safety and performance. It is recommended that installation be performed by a qualified technician.

Dimensions and Placement

Ensure the cabinet opening meets the required dimensions for the oven. The oven dimensions are approximately 57 cm (Depth) x 59 cm (Width) x 59.3 cm (Height). Refer to the provided diagrams for precise measurements and ventilation requirements.

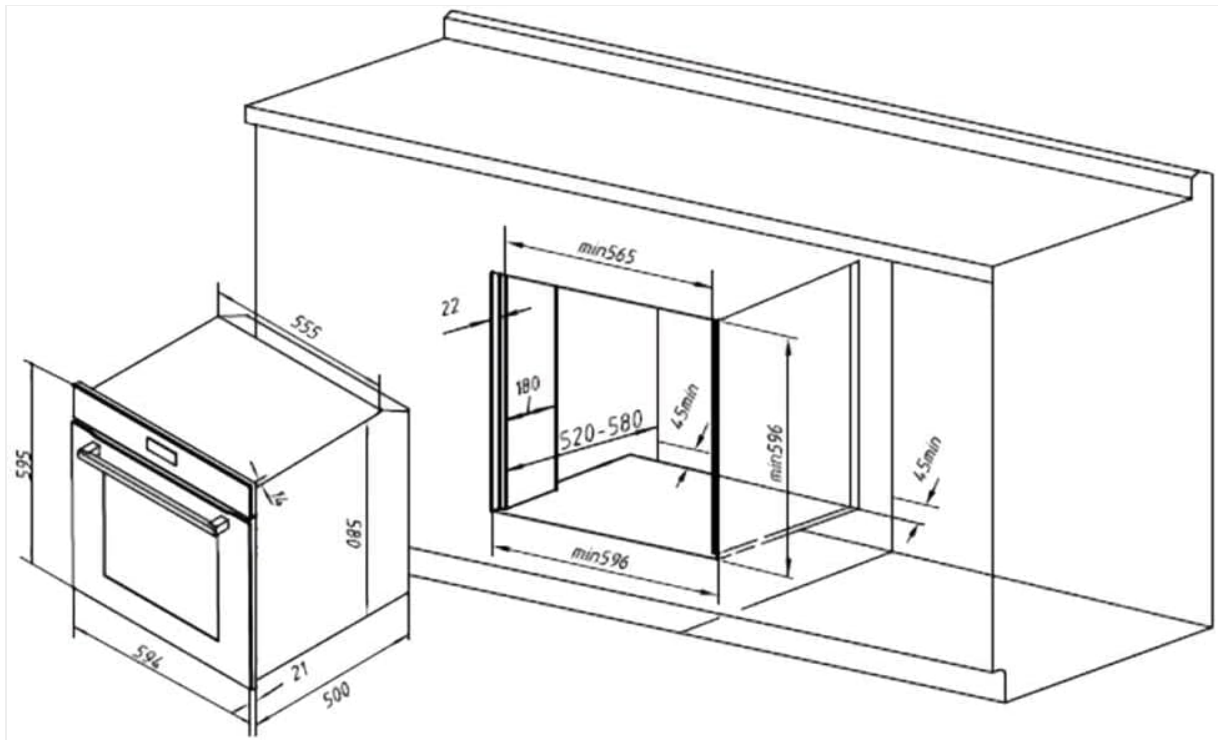


Diagram showing the oven dimensions and required cabinet cutout for under-counter installation.

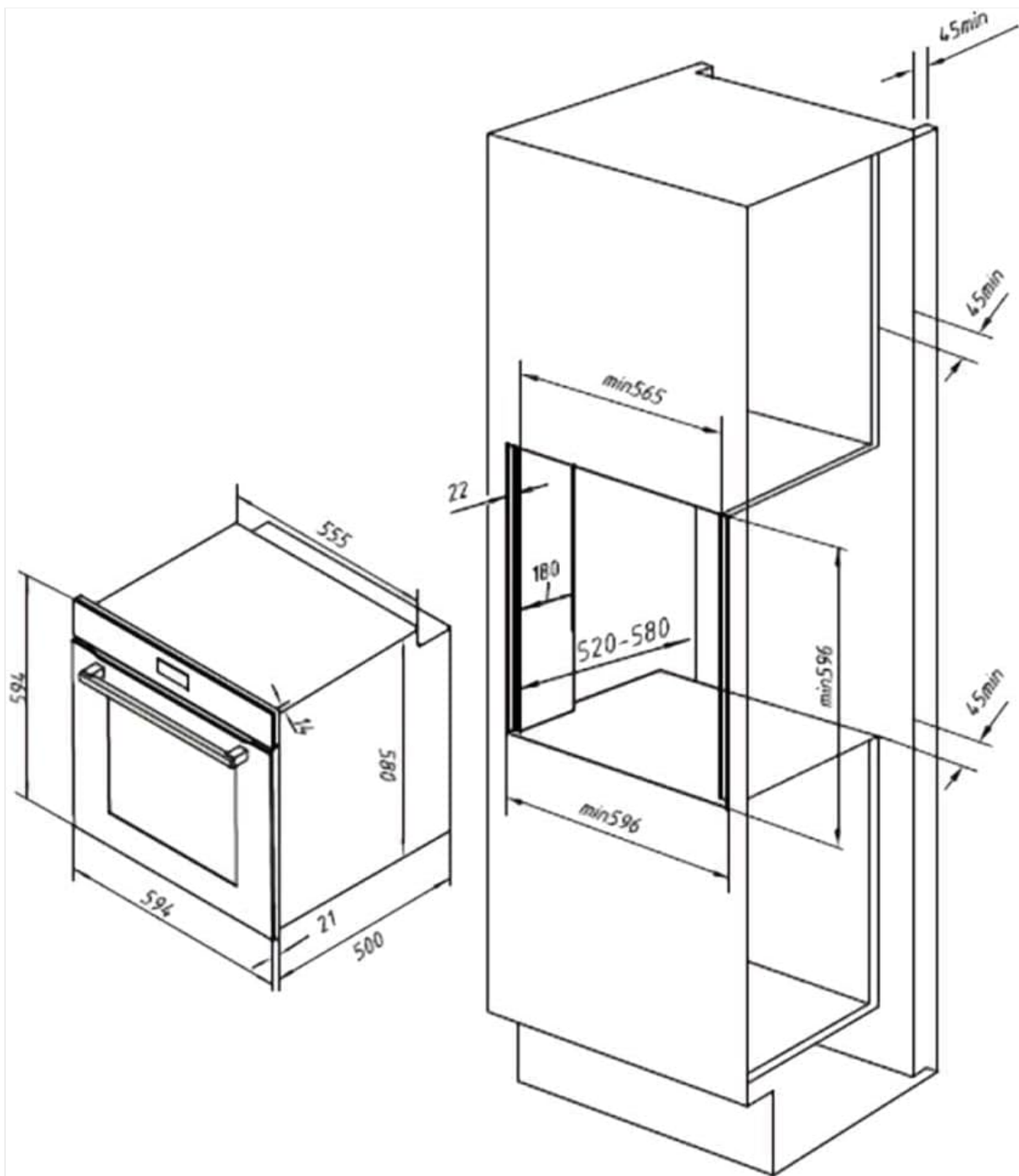


Diagram illustrating the oven dimensions and required cabinet cutout for tall cabinet installation.

Electrical Connection

The oven operates at 220 Volts and has a power rating of 2800 Watts. Ensure your electrical supply is compatible and properly grounded. Do not use extension cords or adapters.

Initial Cleaning

Before first use, clean the interior of the oven with a damp cloth and mild detergent. Remove all accessories and wash them thoroughly. Run the oven empty at a high temperature (e.g., 200°C) for about 30 minutes to burn off any manufacturing residues, ensuring good ventilation during this process.

OPERATING INSTRUCTIONS

Your Cecotec oven features a user-friendly Touch Control Display and multiple cooking functions to suit various culinary needs.



The oven's intuitive touch control display and rotary knobs for setting functions and temperature.

Control Panel

The oven is equipped with a digital Touch Control Display for easy operation. Use the tactile buttons and rotary knobs to select cooking modes, set temperature, and adjust the timer.

Cooking Functions

The oven offers 7 distinct cooking functions:

- **Internal Light:** Illuminates the oven cavity for visibility.
- **Grill Mode:** Ideal for browning and toasting dishes.
- **Fan Assisted Grill:** Combines grilling with fan circulation for even browning.
- **Convection Mode:** Uses a fan to circulate hot air, ensuring uniform cooking and faster results.
- **Defrost:** Gently thaws frozen foods.
- **Fast Cooking:** Optimized for quick preparation of various dishes.
- **Steam Assist:** Combines traditional cooking with steam for crispy exteriors and juicy interiors.



Muffins baking evenly inside the oven, demonstrating its cooking capabilities.

Steam Base X2 Feature

The oven includes a dual steam zone with an XXL capacity of up to 1 liter (500 ml + 500 ml). This is used for both the Steam EasyClean and Steam Assist functions.



A dish cooking in the oven, benefiting from the Steam Assist function for enhanced texture and moisture.

Cooling Fan

An integrated cooling fan system ensures optimal cooling of the oven during and after cooking, contributing to the appliance's efficiency and safety.



Detail of the cooling fan, which helps maintain optimal oven temperature during and after use.

Child Safety Lock

The oven is equipped with a Child Safety Lock feature to prevent accidental operation, ensuring a safer kitchen environment.

Preheating

Always preheat the oven to the desired temperature before placing food inside, unless the recipe specifies otherwise. This ensures consistent cooking results.

Your browser does not support the video tag.

Official video demonstrating the Cecotec Bolero Hexa M226000 oven's features and operation.

MAINTENANCE AND CLEANING

Regular cleaning and maintenance will prolong the life of your oven and ensure hygienic cooking.


Steam EasyClean Function

Utilize the Steam EasyClean function to effortlessly descale and loosen stubborn dirt inside the oven. Simply pour water into the designated steam zone and activate the function. The steam will help soften residues, making them

easier to wipe away.



A hand pouring water into the oven's base, preparing for the Steam EasyClean function.



Visual comparison showing the effectiveness of the oven's cleaning process, from dirty to clean interior.

Triple Glass Door

The oven features a Triple Glass door, which not only prevents burns from touching the outer glass but also helps retain heat, contributing to energy efficiency. The smooth surface of the glass is easy to clean.

General Cleaning

After each use, allow the oven to cool down before cleaning. Use a soft cloth and mild, non-abrasive cleaning agents. Avoid harsh chemicals or abrasive scrubbers that could damage the oven's surfaces. Remove and clean racks and trays separately.

TROUBLESHOOTING

If you encounter any issues with your oven, refer to the following common troubleshooting steps. For persistent problems, contact customer support.

Oven Not Heating

- Check if the oven is properly plugged into the power outlet.
- Verify that the circuit breaker has not tripped.
- Ensure the cooking function and temperature are correctly set.

- Confirm that the timer is not set to 'off' or a delayed start.

Uneven Cooking

- Make sure the oven is preheated to the correct temperature.
- Avoid overcrowding the oven, which can obstruct air circulation.
- Use the convection function for more even heat distribution.
- Ensure baking trays and dishes are appropriate for oven use and not warped.

Display Not Working

- Check the power supply to the oven.
- Try resetting the oven by turning off the power at the circuit breaker for a few minutes, then turning it back on.

SPECIFICATIONS

Detailed technical specifications for the Cecotec Bolero Hexa M226000 oven.

Feature	Specification
Brand	Cecotec
Model Name	Bolero Hexa M226000
Capacity	72 Liters
Color	Matte Grey
Heating Method	Convection
Fuel Type	Electric
Installation Type	Built-in
Electrical Power	2800 Watts
Voltage	220 Volts
Special Features	Multifunction, Timer Function, Child Safety Lock, Automatic Defrost
Door Opening Direction	Right
Item Dimensions (D x W x H)	57P x 59I x 59.3H cm
Item Weight	28.45 Kilograms
Finish	Matte
Material	Stainless Steel
Energy Class	A
Manufacturer Part Number	02808
GTIN	08435484028080
Country of Origin	Spain

Components Included

1 x Oven



Visual representation of the oven's generous 72-liter capacity, suitable for family cooking.



The oven proudly displays its Energy Class A rating, indicating high energy efficiency.

WARRANTY AND SUPPORT

Cecotec is committed to providing quality products and customer satisfaction.

Warranty Information

The availability of spare parts for this appliance in the EU is guaranteed for 10 years from the date of purchase. Please retain your proof of purchase for warranty claims.

Customer Support

For any questions, technical assistance, or warranty service, please contact Cecotec customer support. You can find contact details on the official Cecotec website or through your retailer.

Your browser does not support the video tag.

Official Cecotec video showcasing the Bolero Hexa integrated oven series.

Your browser does not support the video tag.

Official Cecotec video highlighting features of the Bolero Hexa AF326000, similar to the M226000 model.

