

## Cecotec 07186

# Cecotec DrumFit WayHome 1800 Runner Sprint Foldable Treadmill User Manual

Model: 07186

## 1. INTRODUCTION

---

This manual provides essential information for the safe and effective use of your Cecotec DrumFit WayHome 1800 Runner Sprint Foldable Treadmill. Please read all instructions carefully before assembly and operation. Keep this manual for future reference.

The Cecotec DrumFit WayHome 1800 is a foldable treadmill designed for home fitness, offering a maximum speed of 18 km/h, a heart rate monitor, a manual incline system, advanced cushioning, a device holder, and transport wheels for convenience.

## 2. SAFETY INFORMATION

---

Before using the treadmill, please observe the following safety precautions:

- Always consult with a physician before starting any new exercise program.
- Place the treadmill on a flat, stable surface with adequate clearance around it.
- Keep children and pets away from the treadmill during operation.
- Wear appropriate athletic footwear and clothing.
- Do not operate the treadmill if it is damaged or malfunctioning.
- Use the safety key at all times during operation.
- Do not attempt to lubricate the running belt while the treadmill is in motion.
- Unplug the treadmill from the power outlet when not in use or before cleaning/maintenance.

## 3. PACKAGE CONTENTS

---

Verify that all components are present in the package:

- 1 x Cecotec DrumFit WayHome 1800 Treadmill
- 1 x Lubricating Oil
- 1 x User Manual

## 4. SETUP

---

Follow these steps to set up your treadmill:

1. **Unpacking:** Carefully remove all components from the packaging.
2. **Placement:** Position the treadmill on a level surface, ensuring sufficient space around it for safe operation and access.
3. **Unfolding:** Utilize the AutoFold Tech hydraulic folding system to carefully lower the running deck into the operational position. Ensure it locks securely.
4. **Power Connection:** Plug the power cord into a grounded electrical outlet.



A user demonstrating the AutoFold Tech hydraulic folding system, making the treadmill compact for storage.


## 5. OPERATING INSTRUCTIONS

---

Your Cecotec DrumFit WayHome 1800 treadmill offers various features for an effective workout.

## 5.1 Starting the Treadmill

1. Ensure the safety key is properly placed on the console and clipped to your clothing.
2. Step onto the side rails of the treadmill.
3. Press the 'Start' button on the LCD control panel. The belt will begin to move at a low speed.
4. Gradually increase the speed using the '+' button to your desired pace.



A woman demonstrating the treadmill in use, highlighting its running surface and design.

## 5.2 Adjusting Speed and Programs

The treadmill features a powerful 2200 W motor, allowing speeds from 1 to 18 km/h.

- Use the speed control buttons on the console to increase or decrease your running speed.
- Select from 12 predefined programs to vary your workout intensity. Press the 'Program' button to cycle through options.



A user adjusting the speed setting on the treadmill's control panel, showing the digital display.





A user interacting with the treadmill's LCD control panel, demonstrating the selection of one of the 12 predefined programs.

### 5.3 Manual Incline System

The treadmill includes a manual incline system with 3 positions to simulate uphill running and increase workout difficulty.

- To adjust the incline, stop the treadmill and carefully lift the rear of the running deck to select one of the three incline levels. Ensure it is securely locked in place before resuming your workout.



A user running on the treadmill, with an overlay indicating the manual incline feature for varied workout intensity.

## 5.4 LCD Control Panel

The integrated LCD screen displays key workout metrics:

- **Time:** Duration of your workout.
- **Speed:** Current running speed in km/h.
- **Calories:** Estimated calories burned.
- **Distance:** Total distance covered.
- **Heart Rate:** Your pulse, measured by the integrated heart rate monitor.

## 5.5 Additional Features

- **UltraFlex Cushioning System:** Designed to absorb impact and protect joints during exercise.
- **Device Holder:** Conveniently place your smartphone or tablet for entertainment during workouts.
- **Bottle Holder:** Keep hydration within reach.
- **Abdominal Bar:** Use the integrated bar for core exercises like sit-ups.

- **Transport Wheels:** Easily move the treadmill for storage.



A visual representation of the UltraFlex cushioning system in action, showing its impact absorption during running.





A man utilizing the treadmill's integrated abdominal exercise bar for core training.





An image showcasing various features and accessories of the treadmill, such as the device holder, bottle holder, and transport wheels.

## 6. MAINTENANCE

---

Regular maintenance ensures the longevity and optimal performance of your treadmill.

- **Cleaning:** Wipe down the treadmill surfaces with a damp cloth after each use. Avoid abrasive cleaners.
- **Lubrication:** The running belt requires periodic lubrication. Refer to the included lubricating oil instructions for frequency and application method.
- **Belt Tension:** Check the running belt tension regularly. Adjust if it feels too loose or too tight, following the instructions in the full manual (if applicable).
- **Storage:** When not in use, the treadmill can be folded vertically using the AutoFold Tech system for compact storage. Use the transport wheels to move it easily.

## 7. TROUBLESHOOTING

---

If you encounter issues with your treadmill, refer to the following common troubleshooting tips:

- **Treadmill not starting:** Ensure the power cord is securely plugged in and the safety key is correctly positioned on the console. Check the circuit breaker.
- **Belt slipping:** The running belt may need tensioning or lubrication. Refer to the maintenance section.
- **Unusual noises:** Stop the treadmill immediately. Inspect for any loose parts or obstructions. If the noise persists, contact customer support.
- **Inaccurate display readings:** Ensure all connections to the console are secure. For heart rate, ensure hands are firmly on the sensors.

For more complex issues, please contact Cecotec customer support.

## 8. SPECIFICATIONS

Brand	Cecotec
Model Number	07186
Color	Black
Running Surface Dimensions	133 x 46 cm
Product Dimensions (L x W x H)	135 x 78 x 184 cm
Item Weight	64 kg
Motor Horsepower	2200 Watt
Maximum Speed	18 km/h
Number of Programs	12
Incline System	Manual (3 positions)
Display Type	LCD
Power Source	Electric with cord
Special Features	Handmatige helling, Schokabsorberend (Manual Incline, Shock Absorbing)
Batteries Included	No



An illustration detailing the overall dimensions of the treadmill when fully assembled: 135 cm (length), 78 cm (width), and 184 cm (height).








Detailed view of the treadmill's running belt, indicating its dimensions of 133 cm length by 46 cm width.

## 9. WARRANTY AND SUPPORT

---

Your Cecotec DrumFit WayHome 1800 Runner Sprint Foldable Treadmill is manufactured by Cecotec. For specific warranty details, please refer to the warranty card included with your product or visit the official Cecotec website. If you require technical assistance, have questions about operation, or need to report a defect, please contact Cecotec customer support through their official channels. Ensure you have your model number (07186) and proof of purchase available when contacting support.



	<p><a href="#">Cecotec DrumFit WayHome 1800 Runner Sprint Treadmill User Manual</a></p> <p>Comprehensive user manual for the Cecotec DrumFit WayHome 1800 Runner Sprint foldable treadmill, covering safety instructions, assembly, operation, maintenance, and technical specifications.</p>
	<p><a href="#">Cecotec Drumfit Wayhome 1600 Runner Sprint Treadmill User Manual</a></p> <p>Comprehensive user manual for the Cecotec Drumfit Wayhome 1600 Runner Sprint foldable treadmill, covering safety instructions, assembly, operation, maintenance, and troubleshooting.</p>
	<p><a href="#">Manual de Instrucciones Cecotec DrumFit WayHome 1500 Sprint Cinta de Correr</a></p> <p>Manual completo de instrucciones para la cinta de correr plegable Cecotec DrumFit WayHome 1500 Sprint. Incluye guía de montaje, operación, mantenimiento, seguridad y especificaciones técnicas.</p>
	<p><a href="#">Manual de Instrucciones Cecotec Drumfit AB Fit Pro: Guía Completa</a></p> <p>Descubre el manual de instrucciones completo para la rueda abdominal Cecotec Drumfit AB Fit Pro. Aprende a montar, usar de forma segura y mantener tu equipo de fitness para obtener resultados óptimos en tu entrenamiento central.</p>
	<p><a href="#">Manual de Instrucciones Cecotec DrumFit Indoor 15000 Magnetic Connected</a></p> <p>Descubra cómo montar, usar y mantener su bicicleta indoor Cecotec DrumFit Indoor 15000 Magnetic Connected con este manual de instrucciones completo. Incluye especificaciones técnicas, consejos de seguridad y conectividad Bluetooth.</p>



### [Cecotec Drumfit HomeGym 2000 Double: Manual de Instrucciones y Guía de Ejercicio](#)

Manual completo para el Cecotec Drumfit HomeGym 2000 Double. Incluye instrucciones de montaje, seguridad, mantenimiento y ejercicios. Ideal para entrenamiento de fuerza en casa.

Documents - Cecotec – 07186



### [\[pdf\] User Manual Instructions Troubleshooting Guide Specifications Warranty](#)

Descargar manual de usuario DrumFit WayHome 1800 Runner Sprint Cinta correr plegable Cecotec  
drumfit wayhome runner sprint user cdn cecotec cloud media files |||

DRUMFIT WAYHOME 1800 RUNNER SPRINT Cinta de correr plegable / Foldable treadmill Manual de instrucc...

ESPECIFICACIONES TCNICAS Referencia del producto: **07186** Producto: DrumFit WayHome 1800 Runner Sprint Tensin: 220-240 V-, 50-60 Hz Potencia: 2200 W Pes...  
lang:it **score:28** filesize: 3.26 M page\_count: 148 document date: 2023-09-07



### [Cecotec DrumFit WayHome 1800 Runner Sprint Treadmill User Manual](#)

Comprehensive user manual for the Cecotec DrumFit WayHome 1800 Runner Sprint foldable treadmill, covering safety instructions, assembly, operation, maintenance, and technical specifications.

lang:en **score:18** filesize: 9.32 M page\_count: 54 document date: 2025-02-07



### [\[pdf\]](#)

C T ES Agosto 23 CECOTEC cdn cecotec cloud s3 amazonaws media IFA2023 |||

CATLOGO GENERAL IFA 2023 Introduccin de la compaa CECOTEC es una compaa joven y disruptiva que, en ... de correr Herramientas de montaje Mancuernas Manual de instrucciones GARANTA: 3 aos , 8435484**071864** caja 18435484**071861** mster **07186** Agosto 23 FITNESS DrumFit Rower 7000 Regatta Sistema ...

lang:es **score:8** filesize: 88.75 M page\_count: 2028 document date: 2023-09-01