

manuals.plus /

- › [Cecotec](#) /
- › [Cecotec Conga Rockstar 1500 Ray Pure Handheld Vacuum Cleaner User Manual](#)

Cecotec Conga Rockstar 1500 Ray Pure

Cecotec Conga Rockstar 1500 Ray Pure Handheld Vacuum Cleaner User Manual

Model: Conga Rockstar 1500 Ray Pure (Model Number: 8435484084222)

INTRODUCTION

This manual provides essential information for the safe and efficient operation, maintenance, and troubleshooting of your Cecotec Conga Rockstar 1500 Ray Pure Handheld Vacuum Cleaner. This 3-in-1 wireless vacuum cleaner offers powerful suction and versatile cleaning for various surfaces.

Key features include a 215W ForceSonic motor, 12 kPa suction power, a 25.2V lithium-ion battery providing up to 45 minutes of autonomy, and a 500ml dust tank. Its 360° design and multiple accessories ensure thorough cleaning throughout your home.

PRODUCT COMPONENTS



Image Description: This image displays the Cecotec Conga Rockstar 1500 Ray Pure vacuum cleaner in its full stick configuration, as well as two handheld configurations. To the right, various accessories are shown, including a crevice tool, a brush tool, and a wall-mounted charging bracket. This illustrates the product's versatility and included components.



Image Description: This image shows the main accessories included with the vacuum cleaner laid out on a light-colored floor. From left to right, these include a long crevice tool, a multi-surface brush tool, the main motorized brush head with LED lights, and a wall-mounting bracket. These accessories are designed for various cleaning tasks and storage.

SETUP

1. Assembly

The Conga Rockstar 1500 Ray Pure can be assembled in various configurations:

- **Stick Vacuum:** Attach the extension tube to the main motor unit and then attach the motorized brush head to the other end of the tube.
- **Handheld Vacuum:** Attach desired accessories (crevice tool, brush tool) directly to the main motor unit.



Image Description: This composite image demonstrates the versatility of the vacuum cleaner. It shows a woman using the vacuum in three different ways: as a stick vacuum for floor cleaning, as a handheld vacuum with a brush attachment for cleaning a sofa, and as a handheld vacuum with a crevice tool for cleaning a table surface. This highlights the 3-in-1 functionality.

2. Charging the Battery

Before first use, fully charge the vacuum cleaner's 25.2V lithium-ion battery. The charging time is approximately 4-5 hours.

1. Connect the charger to the charging port on the main motor unit.
2. Plug the charger into a power outlet.
3. The digital display will indicate the charging status. Ensure the battery is fully charged for optimal performance and runtime of up to 45 minutes.

OPERATING INSTRUCTIONS

1. Powering On/Off

Press the power button located on the handle to turn the vacuum cleaner on or off.

2. Selecting Operating Modes

The vacuum cleaner features two operating modes: Eco and Turbo.

- **Eco Mode:** Provides extended battery life for general cleaning tasks with flawless results.
- **Turbo Mode:** Offers maximum suction power (12 kPa) for stubborn dirt and effective carpet cleaning.

Use the mode selection button on the digital display to switch between modes. The display also shows battery level and warning messages.



Image Description: This close-up image shows the top of the main motor unit, highlighting the control panel. The panel features icons for battery level, suction mode selection (Eco/Turbo), and a visual representation of the Parallel Cyclone System technology. This interface allows users to monitor and adjust settings during operation.

3. Cleaning Surfaces

The 360° technology allows for easy maneuverability and access to all corners. The motorized brush head is effective on various surfaces, including carpets.



Image Description: A woman is shown comfortably using the Cecotec Conga Rockstar 1500 Ray Pure stick vacuum cleaner on a hard floor in a bright living room. The vacuum's lightweight design and maneuverability are evident as she easily glides it across the floor.



Image Description: This close-up shot focuses on the motorized brush head of the Cecotec Conga Rockstar 1500 Ray Pure vacuum cleaner as it operates on a light-colored carpet. The integrated LED lights on the brush head are illuminated, designed to highlight dust and debris for more effective cleaning.

MAINTENANCE

1. Emptying the Dust Tank

The vacuum cleaner has a 500ml dust tank. For optimal suction performance, empty the tank regularly, especially after each significant use.

1. Locate the dust tank release button on the main motor unit.
2. Press the button to detach the dust tank.
3. Open the tank and dispose of the collected debris into a waste bin.
4. Reattach the dust tank securely until it clicks into place.



Image Description: This image shows a hand holding the main handheld unit of the Cecotec Conga Rockstar 1500 Ray Pure vacuum cleaner. The transparent dust tank is visible, showcasing the cyclonic action inside. The side of the unit displays "215W" and "25.2V," indicating its power and battery voltage.

2. Cleaning Filters

The vacuum uses a cartridge filter system. Regular cleaning of the filters is crucial for maintaining suction power and preventing motor strain.

1. Remove the dust tank as described above.
2. Carefully remove the filter components from the dust tank.
3. Tap the filters gently to remove loose dust. For a more thorough clean, rinse washable filters under cold running water.
4. Allow all filter components to air dry completely for at least 24 hours before reassembling. Do not use the vacuum with wet filters.

3. Cleaning the Brush Roll

Periodically check the brush roll in the motorized head for tangled hair or debris. Use scissors to cut away any tangled material and remove it.

TROUBLESHOOTING

| Problem | Possible Cause | Solution |
|-----------------------|--------------------------------------------------------------------------------------|--------------------------------------------------------------------------------------------------------------|
| Vacuum not turning on | Battery is depleted; Power button not pressed correctly. | Charge the battery fully; Ensure the power button is pressed firmly. |
| Reduced suction power | Dust tank is full; Filters are clogged; Obstruction in nozzle/tube/brush roll. | Empty the dust tank; Clean or replace filters; Remove any obstructions. |
| Short battery runtime | Battery not fully charged; Operating in Turbo mode excessively; Battery degradation. | Ensure full charge; Use Eco mode for longer runtime; Contact support if battery life significantly degrades. |
| Unusual noise | Obstruction in brush roll or air path; Damaged component. | Check for and remove obstructions; Contact customer support if noise persists. |

SPECIFICATIONS

- Brand:** Cecotec
- Model Name:** Conga Rockstar 1500 Ray Pure
- Model Number:** 8435484084222
- Type:** 3-in-1 Handheld Vacuum Cleaner (Vertical, Broom, Handheld)
- Power:** 215 Watts (ForceSonic Technology)
- Suction Power:** 12 kPa
- Battery:** 25.2V Lithium-ion, 2200mAh
- Runtime:** Up to 45 minutes
- Charging Time:** 4-5 hours
- Dust Tank Capacity:** 0.5 Liters
- Operating Modes:** Eco, Turbo (2 speeds)
- Noise Level:** 78 dB
- Filter Type:** Cartridge
- Special Features:** Foldable, Parallel Cyclone System, 360° Technology, Digital Display
- Product Dimensions:** 24 x 23 x 121 cm
- Item Weight:** 2.47 Kilograms
- Color:** Series 1500 Ray Pure
- Surface Recommendation:** Carpet, Hard Floors

WARRANTY AND SUPPORT

Your Cecotec Conga Rockstar 1500 Ray Pure Handheld Vacuum Cleaner comes with a standard manufacturer's warranty. Please refer to your purchase documentation for specific warranty terms and duration. Extended warranty options may be available for purchase, such as 1-Year or 2-Year Extended Warranty by Salama Care.

Check with your retailer for details.





For technical support, spare parts, or warranty claims, please contact Cecotec customer service or your point of purchase.

Keep your proof of purchase handy when contacting support.

For more information, visit the official Cecotec website or refer to the product page where you purchased the item.



Related Documents - Conga Rockstar 1500 Ray Pure

| | |
|-------------------------------------------------------------------------------------|---------------------------------------------------------------------------------------------------------------------------------------------------------------------------------------------------------------------------------------------------------------------------------------------------------------------------------------------|
|  | <p>Conga RockStar Micro 6000 & 8000: Manual de Instrucciones y Guía de Usuario</p> <p>Manual completo de instrucciones para los aspiradores de mano Cecotec Conga RockStar Micro 6000 y Conga RockStar Micro 8000. Incluye guías de seguridad, funcionamiento, limpieza, mantenimiento y especificaciones técnicas.</p> |
|  | <p>Cecotec Conga Rockstar 6500 Century ErgoWet Animal Instruction Manual</p> <p>Comprehensive instruction manual for the Cecotec Conga Rockstar 6500 Century ErgoWet Animal upright vacuum cleaner, covering safety, assembly, operation, cleaning, maintenance, and troubleshooting.</p> |
|  | <p>Conga Rockstar 1500 Ray Ergowet Animal Instruction Manual</p> <p>Comprehensive instruction manual for the Cecotec Conga Rockstar 1500 Ray Ergowet Animal upright vacuum cleaner, covering safety, assembly, operation, maintenance, and troubleshooting.</p> |
|  | <p>Cecotec Conga Robot Vacuum Cleaners: Ultra-Powerful & Smart Cleaning Solutions</p> <p>Explore the advanced range of Cecotec Conga robot vacuum cleaners, featuring ultra-powerful suction, intelligent navigation, and versatile 4-in-1 cleaning capabilities for a spotless home.</p> |



[Cecotec Conga Rockstar Hand 8.4V Instruction Manual](#)

Comprehensive instruction manual for the Cecotec Conga Rockstar Hand 8.4V handheld vacuum cleaner, covering safety, operation, maintenance, troubleshooting, and technical specifications.



[Cecotec Conga Rockstar 1500 Ray Jalisco Manual de Instrucciones](#)

Manual de instrucciones para el aspirador vertical Cecotec Conga Rockstar 1500 Ray Jalisco. Incluye instrucciones de seguridad, uso, limpieza, mantenimiento y solución de problemas.