

Manuals+

[Q & A](#) | [Deep Search](#) | [Upload](#)

manuals.plus /

- › [Cecotec](#) /
- › [Cecotec Bamba FaceCare TotalClean Facial Cleansing Brush User Manual](#)

Cecotec 03371

Cecotec Bamba FaceCare TotalClean Facial Cleansing Brush User Manual

Model: 03371 | Brand: Cecotec

INTRODUCTION

The Cecotec Bamba FaceCare TotalClean is a versatile facial cleansing brush designed for comprehensive skin care. It features 9 interchangeable heads suitable for the face, body, and feet, offering a 360° rotation for deep cleaning. Its ergonomic design ensures comfortable handling, and the included travel bag makes it convenient for on-the-go use.



Image: The Cecotec Bamba FaceCare TotalClean brush, showcasing its main unit, packaging, and the array of interchangeable heads for different applications.

SAFETY WARNINGS

To ensure safe operation and prevent damage to the device or injury, please observe the following safety guidelines:

- Avoid complete immersion of the device in water.
- Do not use abrasive or chemical cleaning products on the device or its attachments.
- Always remove brush heads and allow them to dry thoroughly after each use to prevent bacterial growth and maintain hygiene.

PRODUCT COMPONENTS (WHAT'S IN THE BOX)

Your Cecotec Bamba FaceCare TotalClean package includes the following items:

- 1 x Main Device
- 2 x Facial Brushes
- 2 x Facial Sponges
- 2 x Foot Files

- 1 x Replacement Adhesive for Foot File
- 1 x Travel Bag
- 1 x Body Brush
- 1 x Silicone Brush
- 1 x Hand Nail File
- 1 x User Manual



Image: A complete view of all included accessories and the main unit, demonstrating the comprehensive set of tools for various cleansing needs.



Image: A visual representation of the nine interchangeable heads, highlighting their variety and versatility for different skin and body areas.

SETUP

1. **Unpack the Device:** Carefully remove the Cecotec facial cleansing brush from its packaging.
2. **Initial Cleaning:** Before first use, clean all removable parts with warm, soapy water. Rinse thoroughly and allow to air dry.
3. **Attach Desired Head:** Select the appropriate brush head for your intended use (face, body, or feet). Firmly attach it to the handle of the device until it clicks into place.



Image: The main brush unit alongside several detached heads, illustrating the modular design and ease of attachment.

OPERATING INSTRUCTIONS

1. **Prepare Skin:** Dampen your skin with water and apply a small amount of your preferred gentle cleansing product (e.g., facial cleanser, body wash).
2. **Power On:** Press the power button to turn on the device.
3. **Adjust Speed:** If applicable, adjust the rotation speed according to your preference and skin sensitivity.
4. **Cleansing:** Gently massage the device over your skin in circular motions for 30 to 60 seconds per area. Avoid applying excessive pressure.



Image: A user holding the brush, highlighting its comfortable and ergonomic design for easy handling during cleansing routines.



Image: A composite image illustrating the brush's multi-purpose functionality, suitable for cleansing and exfoliating various parts of the body.



Image: A close-up of the brush being used on the face, demonstrating the gentle circular motion for effective cleansing.



Image: A user demonstrating the use of the brush as part of a skincare routine, emphasizing its role in achieving a professional facial care experience.



Image: A graphic highlighting the powerful 360° rotation of the brush head, designed for deep and effective cleansing.



Image: A detailed view of the soft bristles, emphasizing their gentle and comfortable nature, suitable for all skin types.



Image: A depiction of the anti-slip handle, designed to provide a secure and comfortable grip, preventing accidental slips during use.

MAINTENANCE AND CARE

Proper maintenance ensures the longevity and hygiene of your Cecotec Bamba FaceCare TotalClean brush:

- **After Each Use:** Rinse the brush head thoroughly with water to remove any cleanser residue and dead skin cells. Gently pat dry or allow to air dry completely.
- **Regular Cleaning:** Periodically clean the brush heads more thoroughly with warm, soapy water. Ensure all parts are completely dry before reattaching or storing.
- **Storage:** When not in use, store the device and its attachments in the provided travel bag to protect them from dust and damage.



Image: The brush held over a sink, illustrating the ease of cleaning the device after use.



Image: The brush being placed into its travel bag, demonstrating convenient storage and portability.



Image: The travel bag, highlighting its utility for easy transportation and organization of the device and its accessories.

TROUBLESHOOTING

If you encounter any issues with your Cecotec Bamba FaceCare TotalClean brush, please refer to the following common troubleshooting tips:

Problem	Possible Cause	Solution
Device does not turn on.	Low or depleted battery.	Ensure the battery is properly installed and has sufficient charge. Replace battery if necessary.
Brush head not rotating properly.	Head not securely attached or debris caught.	Ensure the brush head is firmly attached. Remove the head and check for any obstructions, then reattach.
Reduced cleansing effectiveness.	Brush head is worn or dirty.	Clean the brush head thoroughly. If bristles are splayed or damaged, replace the brush head.

If the problem persists after attempting these solutions, please contact Cecotec customer support for further assistance.

SPECIFICATIONS

Feature	Detail
Manufacturer	Cecotec
Model Name	Bamba FaceCare TotalClean
Model Number	03371
ASIN	B0BPYV95FQ
Product Dimensions (L x W x H)	4.5 x 7.5 x 17 cm; 230 grams
Color	White
Material	Silicone
Power Source	Battery Powered (1 x 9V battery included)
Skin Type Compatibility	All skin types
Product Benefits	Professional facial care, versatility for face, body, and feet with 9 interchangeable heads, ergonomic design.

WARRANTY AND SUPPORT







For information regarding product warranty, returns, or technical support, please refer to the warranty card included with your purchase or visit the official Cecotec website. You may also contact Cecotec customer service directly for assistance with any product-related inquiries.

Cecotec Official Website: www.cecotec.com

OFFICIAL PRODUCT VIDEOS

No official product videos from the seller were found to be relevant or useful for inclusion in this instruction manual.

Related Documents - 03371

	<p>Cecotec Bamba Facecare LightSonic Phototherapy Facial Massager User Manual</p> <p>Comprehensive user manual for the Cecotec Bamba Facecare LightSonic phototherapy facial massager, covering its features, operation, safety precautions, and maintenance.</p>
	<p>Cecotec FaceCare SkinRoutine: Manual de Instrucciones para Cuidado Facial</p> <p>Descubra el Cecotec FaceCare SkinRoutine, un dispositivo multifuncional para limpieza facial, tratamiento de ojeras y masaje con fototerapia. Esta guía completa ofrece instrucciones detalladas para su uso y mantenimiento.</p>
	<p>Cecotec Bamba Instantcare Airflow Hair Straightening Brush Manual</p> <p>User manual for the Cecotec Bamba Instantcare Airflow hot-air straightening brush, covering safety instructions, parts, operation, cleaning, troubleshooting, technical specifications, and warranty.</p>
	<p>Cecotec Bamba CeramicCare SuperSonic 6-in-1 Hot-Air Styling Brush User Manual</p> <p>Comprehensive user manual for the Cecotec Bamba CeramicCare SuperSonic 6-in-1 hot-air styling brush, covering safety instructions, parts identification, operation, cleaning, maintenance, troubleshooting, technical specifications, and warranty information.</p>
	<p>Інструкція з експлуатації Cecotec BAMBA IONICARE TRAVELWHITE Фен</p> <p>Посібник користувача для фена Cecotec BAMBA IONICARE TRAVELWHITE. Дізнайтеся про безпеку, використання, технічні характеристики та обслуговування.</p>
	<p>Cecotec Bamba CeramicCare Supersonic: 6-in-1 Hot-Air Styling Brush Manual</p> <p>Comprehensive user manual for the Cecotec Bamba CeramicCare Supersonic, a 6-in-1 hot-air styling brush. Learn about safety instructions, operation, maintenance, and troubleshooting for this versatile hair styling tool.</p>