

Cecotec 02805

Cecotec Bolero Hexa C126000 Line+ Built-in Oven User Manual

Model: 02805

1. Introduction

Thank you for choosing the Cecotec Bolero Hexa C126000 Line+ Built-in Oven. This appliance is designed to offer a versatile and efficient cooking experience with its 77-liter capacity, 4 cooking functions, and powerful 2800W output. This manual provides essential information for safe installation, operation, maintenance, and troubleshooting to help you get the most out of your new oven.



Front view of the Cecotec Bolero Hexa C126000 Line+ Built-in Oven, highlighting its energy efficiency class and 77-liter capacity.

2. Safety Instructions

Please read these safety instructions carefully before using the appliance and keep them for future reference. Incorrect use may cause damage to the appliance or injury to the user.

- Ensure the oven is installed by a qualified professional in accordance with local regulations.
- Do not touch hot surfaces. Always use oven mitts or pot holders.
- Keep children away from the appliance during operation and cooling.
- Never use abrasive cleaners or sharp metal scrapers to clean the oven door glass, as they can scratch the surface, which may result in shattering.
- Ensure the appliance is disconnected from the power supply before performing any maintenance or cleaning.
- Do not store flammable materials in or near the oven.

3. Included Components

The Cecotec Bolero Hexa C126000 Line+ Built-in Oven package includes the following:

- 1 x Built-in Oven
- 1 x User Manual

4. Installation Guide

Proper installation is crucial for the safe and efficient operation of your oven. This oven is designed for integrated installation into kitchen cabinetry.

4.1. Dimensions and Placement

Ensure that the cabinet opening meets the required dimensions for the oven. Refer to the technical drawings for precise measurements.



Side view with key dimensions for installation.



Technical drawing for standard built-in oven installation dimensions.



Technical drawing for built-in oven installation in a tall cabinet.

4.2. Electrical Connection

Important Note: This oven may not come with a standard power plug. It is designed for direct wiring into your electrical system. We strongly recommend that a qualified electrician performs the electrical connection to ensure safety and compliance with all local electrical codes.


5. Operating Instructions

Familiarize yourself with the control knobs and functions of your Cecotec oven to achieve optimal cooking results.

5.1. Oven Functions

The Bolero Hexa C126000 Line+ oven offers 4 primary cooking functions:

- **Top Heat:** Ideal for browning the top of dishes.
- **Bottom Heat:** Perfect for baking bases, such as pizzas or pies.
- **Top and Bottom Heat:** Standard conventional cooking for a wide range of dishes, ensuring even heat distribution.
- **Steam Assist / Steam EasyClean:** Utilizes steam for both cooking and cleaning purposes.



The oven's functions allow for cooking a variety of dishes.

5.2. Special Features

- **77 Liters Capacity:** Cook for the entire family or prepare multiple dishes simultaneously with the generous 77-liter interior and 5 tray positions.



Spacious 77-liter interior for large meals.

- **Steam Base X2:** Features a double steam zone with an XXL capacity of up to 1 liter (500 ml + 500 ml) for enhanced steam functions.



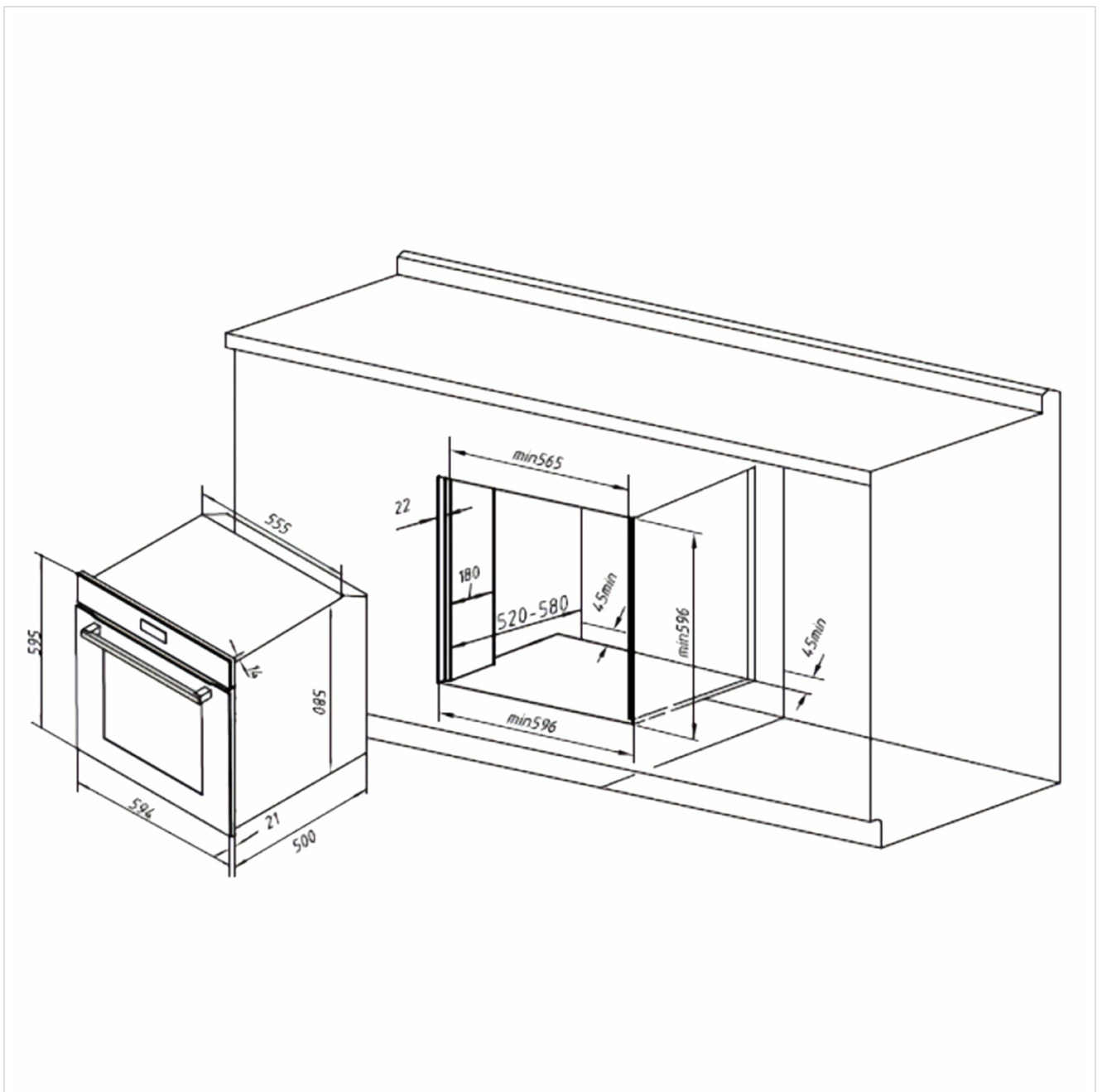
Steam generation inside the oven.

- **Steam Assist:** Utilizes steam for cooking, resulting in dishes that are crispy on the outside and juicy on the inside.




Perfectly cooked fish with Steam Assist.

- **Cooling Fan:** A ventilation system for rapid cooling of the oven. This reduces condensation and excessive heat between the oven and the hob, allowing for quicker cleaning and storage after use.



Cooling fan in action, reducing heat and condensation.

- **Triple Glazed Door:** The cold door features three panes of glass to prevent burns from touching the exterior and to efficiently retain heat, enhancing energy efficiency.



Detail of the triple glazed oven door.

6. Maintenance and Cleaning

Regular cleaning and maintenance will ensure the longevity and optimal performance of your oven.

6.1. Steam EasyClean Function

The Steam EasyClean function uses steam to loosen dirt and food residues inside the oven cavity, making manual cleaning significantly easier. To use:

1. Pour water into the designated steam zone (up to 1 liter capacity).
2. Select the Steam EasyClean function.
3. Allow the cycle to complete. The steam will soften baked-on grime.
4. Once the oven has cooled, wipe the interior with a soft cloth or sponge.



Before and after using the Steam EasyClean function.

6.2. General Cleaning

- For exterior surfaces, use a soft cloth dampened with mild detergent. Avoid abrasive cleaners.
- Clean the oven door glass with a non-abrasive glass cleaner.
- Removable parts like racks and trays can be washed in warm soapy water.

7. Troubleshooting

This section addresses common issues you might encounter with your oven. For problems not listed here, please contact customer support.

Problem	Possible Cause	Solution
---------	----------------	----------

Problem	Possible Cause	Solution
Oven does not turn on / No power	No electrical connection or improper wiring.	Ensure the oven is correctly wired to the main power supply. If unsure, contact a qualified electrician.
Oven door does not close properly or is damaged	Hinges may be misaligned or damaged; glass may be broken.	Inspect hinges for damage or misalignment. If glass is broken, do not use the oven and contact customer service for replacement parts.
Uneven cooking results	Incorrect temperature setting; overloaded oven; improper rack position.	Verify temperature setting. Avoid overcrowding the oven. Try different rack positions for optimal heat distribution.

8. Technical Specifications

Specification	Value
Brand	Cecotec
Reference	02805
Product Dimensions (L x W x H)	59.2 x 56.3 x 59.5 cm
Item Model Number	02805
Capacity	77 Liters
Installation Type	Integrated
Cooking Mode	Convection
Interior Finish	Ceramic
Color	Stainless Steel Finish
Voltage	28 Volts
Wattage	2800 Watts
Energy Type Used	Electric
Included Components	1 x Oven; 1 x Manual
Battery(ies) / Cell(s) Required	No
Weight	26.2 Kilograms
Spare Parts Availability	10 Years

9. Warranty and Support

Cecotec is committed to providing quality products and support. Your oven comes with a guarantee as per local consumer laws.






Spare Parts: Spare parts for this model are available for up to 10 years from the date of purchase.

For further assistance, technical support, or to inquire about warranty claims, please visit the official Cecotec website or

contact their customer service department. You can find contact information on the Cecotec website or in the included user manual.

Visit the [Cecotec Store on Amazon](#) for more information.

Related Documents - 02805

	<p>Cecotec Horno Bolero Hexa: Manual de Instrucciones Completo</p> <p>Manual de instrucciones para hornos integrables Cecotec Bolero Hexa (C126000, C136000). Incluye seguridad, funcionamiento, instalación, mantenimiento, consejos y especificaciones técnicas.</p>
	<p>Cecotec Bolero Hexa M224500 Manual de Instrucciones</p> <p>Manual de instrucciones para el horno integrable Cecotec Bolero Hexa M224500 (modelos Glass Black A y Edge A), con información sobre seguridad, instalación, funcionamiento y mantenimiento.</p>
	<p>Cecotec Bolero Hexa AF314500: Manual de Instrucciones y Guía de Uso</p> <p>Descubra el horno integrable Cecotec Bolero Hexa AF314500. Este manual proporciona instrucciones detalladas de instalación, funcionamiento, seguridad y mantenimiento para los modelos Glass Black A y Matt A.</p>
	<p>Cecotec Bolero Hexa MW0706000 Line Oven: User Manual and Safety Instructions</p> <p>Comprehensive user manual for the Cecotec Bolero Hexa MW0706000 Line oven, covering safety instructions, installation, operation, cleaning, maintenance, and troubleshooting.</p>
	<p>Cecotec Bolero Hexa SM406000: Manual de Instrucciones y Seguridad</p> <p>Manual completo de instrucciones y seguridad para los hornos multifunción Cecotec Bolero Hexa SM406000 (Edge+, Glass Black, Glass White, Glass Grey). Incluye guía de uso, limpieza, resolución de problemas y especificaciones técnicas.</p>



[Cecotec Bolero DressCode Lavadoras: Manual de Instrucciones y Guía de Uso](#)

Manual completo de instrucciones para las lavadoras Cecotec Bolero DressCode (modelos 7610, 8610, 9610, 10610 Inverter). Incluye guías de instalación, operación, seguridad, mantenimiento y especificaciones técnicas.