

[Manuals.plus](#) /

› [AWOL VISION](#) /

› AWOL VISION DLP Link 3D Glasses User Manual

AWOL VISION DG-002

AWOL VISION DLP Link 3D Glasses User Manual

Model: DG-002 | Brand: AWOL VISION


1. INTRODUCTION

Thank you for choosing AWOL VISION DLP Link 3D Glasses. These rechargeable active shutter eyewear are designed to provide an immersive 3D viewing experience, compatible with AWOL VISION LTV-2500, LTV-3000 Pro, LTV-3500 Pro, Vanish TV, and other DLP-LINK 3D projectors. Please read this manual carefully before use to ensure proper operation and longevity of your glasses.

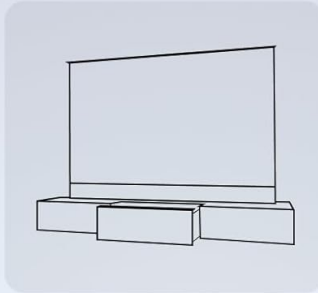
What's in the Box

- AWOL VISION DLP Link 3D Glasses
- Glasses wipe
- USB charging cable
- Glasses Storage Case
- Glasses Storage Bag
- Instruction manual

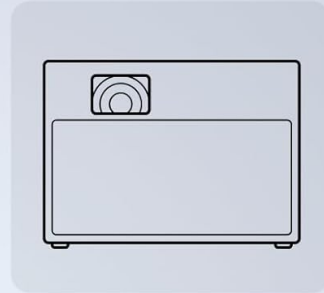
Compatibility List



AWOL VISION
LTV-2500/3000 Pro/3500 Pro



AWOL VISION Vanish TV



Other DLP-LINK 3D Projectors



Image: Package contents of AWOL VISION DLP Link 3D Glasses.

2. KEY FEATURES

- **Long Lasting Rechargeable Battery:** Built-in high capacity rechargeable batteries allow for up to 50 hours of continuous use on a single charge, equivalent to watching approximately 15 films.
- **Ergonomic Design:** Weighing only 28 grams, the super light PC material ensures comfort during extended viewing. The large frame design is also suitable for users wearing prescription glasses.
- **Wide Viewing Angle:** A 178° wide viewing angle provides distortion-free viewing of large screen movies, enhancing your 3D visual experience.
- **Bright and Vivid Display:** With less than 1.5 ms response time and 38% high transmittance, these glasses deliver vivid, bright, and lossless 3D effects.

AWOL Premium 3D Glasses



1.5 ms
Response



38% light
Transmittance



50-Hour
Runtime



178°
Viewing Angle

Image: Visual representation of key features including response time, light transmittance, battery life, and viewing angle.

AWOL 3D Glasses Cinema-Grade Immersion



Image: Users experiencing cinema-grade immersion with AWOL 3D Glasses.

Bright and Vivid



1.5 ms Response



38% High Transmittance



LCD Lens



Image: The glasses showcasing their bright and vivid display capabilities.

3. SETUP AND OPERATION

Charging the Glasses


Before first use, fully charge your 3D glasses using the provided USB cable. Connect the small end of the USB cable to the charging port on the glasses and the other end to a standard USB power source (e.g., computer USB port, USB wall adapter). The LED indicator will show charging status.

Powering On/Off and 3D Reversal

Function	Instruction
----------	-------------

Function	Instruction
Power On	Press the power button once. The glasses will automatically power off after 5 minutes without an IR signal from a compatible projector.
Power Off	Press and hold the power button for 3 seconds until the LED indicator flashes three times and turns off.
3D Reversal	Tap the power button to switch the direction of the 3D image sequence between left-to-right and right-to-left. This is useful if the 3D effect appears inverted.

AWOL vs Generic 3D Glasses



VS

AWOL	Feature	Generic
50hrs	Battery	20-30hrs
Auto DLP-Link	Sync Tech	Manual Pairing
28g	Weight	35-45g

Image: Instructions for powering on/off and 3D reversal.

Product Overview Video

Video: A detailed overview of AWOL VISION's 3D glasses, demonstrating their features and how they enhance the 3D viewing experience. This video is provided by the seller, AWOL VISION.

4. COMPATIBILITY

These DLP Link 3D Glasses are designed for broad compatibility with various DLP-LINK 3D projectors. They are specifically optimized for:

- AWOL VISION LTV-2500
- AWOL VISION LTV-3000 Pro
- AWOL VISION LTV-3500 Pro
- AWOL VISION Vanish TV
- Other DLP-LINK 3D projectors

AWOL Ergonomic 3D Glasses

28g Frame, Engineered for All-Day Comfort



Image: Visual guide to compatible AWOL VISION products and other DLP-LINK 3D projectors.

5. TECHNICAL SPECIFICATIONS

Attribute	Value
Model Number	DG-002
Lens Type	Liquid Crystal with Active Shutter
Working Distance	26.2 ft (8m)
Rate Input	DC 5V - 1A
Working Temperature	0°C - 45°C
Storage Temperature	-10°C - 60°C
Item Weight	1.14 pounds
Package Dimensions	15.35 x 8.07 x 2.44 inches

In the Box

3D glasses
Glasses wipe
USB cable
Glasses Storage Case
Glasses Storage Bag
Instruction manual



Image: Detailed technical specifications and recommended viewing distance.

6. CARE AND MAINTENANCE

To ensure the longevity and optimal performance of your AWOL VISION DLP Link 3D Glasses, follow these care instructions:

- **Cleaning:** Use the provided glasses wipe or a soft, lint-free cloth to clean the lenses. Do not use abrasive cleaners, alcohol, or solvents, as these can damage the lens coating.
- **Storage:** When not in use, store the glasses in the provided storage case or bag to protect them from dust, scratches, and physical damage.
- **Temperature:** Avoid exposing the glasses to extreme temperatures (hot or cold) or high humidity, as this can affect battery life and electronic components.
- **Handling:** Handle the glasses with care. Avoid dropping them or applying excessive force to the frame or lenses.

7. TROUBLESHOOTING

If you encounter issues with your AWOL VISION DLP Link 3D Glasses, refer to the following common problems and solutions:

- **Glasses do not power on:** Ensure the glasses are fully charged. Connect them to a USB power source and allow sufficient time for charging.
- **No 3D effect or flickering:**
 - Ensure your projector is set to output a 3D signal and is compatible with DLP-LINK technology.
 - Verify the glasses are powered on and within the effective working distance (up to 26.2 ft / 8m) of the projector.
 - Try tapping the power button to perform a 3D reversal, as the left/right eye sequence might be inverted.
 - Check for any obstructions between the glasses and the projector's 3D emitter.
- **Short battery life:** Ensure the glasses are fully charged before each use. Battery performance can degrade over time with repeated charging cycles.
- **Discomfort when wearing:** Adjust the glasses for a comfortable fit. If wearing over prescription glasses, ensure they are seated properly.

If the issue persists after trying these steps, please contact customer support.

8. WARRANTY AND CUSTOMER SUPPORT

AWOL VISION is committed to providing high-quality products and excellent customer service. Your AWOL VISION DLP Link 3D Glasses come with a 24-Month Support Promise.

For any inquiries, technical assistance, or warranty claims, please contact AWOL VISION customer support:

- **Phone:** +1 (888) 891-6866
- **Email:** support@awolvision.com

AWOL VISION also offers a 30-Day Price Match policy. For more information, please visit the official AWOL VISION store or contact support.

AWOL GrandVista (ThunderBeat) Speakers



**Truly Wireless,
Effortlessly Clean**

No cables. No clutter.
Instantly pairs with
AWOL projectors.



**Dolby Atmos 5.1.2
Cinematic Sound**

360° surround with
overhead audio for a
full dome-like
experience.



**Ultra-Low Latency,
Perfect Sync**

Flawless audio-video
alignment for movies,
games, music, and
more.

Image: AWOL VISION customer support details and commitments.