BougeRV CR22

BougeRV CR22 23 Quart Portable Refrigerator User Manual

Brand: **BougeRV** | Model: **CR22**

1. Important Safety Instructions

Please read all instructions carefully before using the BougeRV CR22 portable refrigerator. Retain this manual for future reference.

- **Initial Setup:** After receiving the unit, allow it to stand upright for at least 12 hours before plugging it in for the first time. This allows the refrigerant to settle.
- **Cleaning:** Before first use and periodically thereafter, wipe the inside and outside of the refrigerator with a damp cloth. Ensure it is completely dry before turning it on.
- **Placement:** Do not place the refrigerator in direct sunlight, as this may cause the refrigerator door to become deformed and affect performance. Ensure adequate ventilation around the unit.
- **Power Source:** Use only the provided DC power cord (12V/24V) or AC adapter (100-240V) for power. Ensure the voltage matches the unit's requirements.
- **Inclination:** The unit is designed with a shock-proof design to operate with no problem in case of a 30° inclination when off-road.
- **Battery Protection:** Utilize the 3-level battery monitor to prevent draining your vehicle's battery. Adjust the protection mode as needed.

2. Package Contents

The BougeRV CR22 23 Quart Portable Refrigerator package includes the following items:

- 23 Quart Portable Refrigerator (CR22)
- 12V/24V DC Power Cord (10.82 ft)
- 100-240V AC Adapter (6.56 ft, for Wall Socket/Power Station etc.)
- User Manual

3. Product Overview

The BougeRV CR22 is a versatile 23-quart portable refrigerator/freezer designed for various applications, including vehicles, camping, and home use. It features efficient compressor refrigeration technology, allowing for rapid cooling and precise temperature control.

The BougeRV CR22 23 Quart Portable Refrigerator, a versatile cooling solution.

Close-up of the control panel with digital display and buttons.

Interior view demonstrating the spacious 23-quart capacity for various items.

Key Features:

- **Fast Cooling:** Achieves 32°F from 77°F in 15 minutes, and -5°F in 50 minutes.
- **Low Power Consumption:** Operates at approximately 36W in ECO mode and 45W in MAX mode.
- **Low Noise Operation:** Designed to run at 45dB, ensuring minimal disturbance.
- **3-Level Battery Protection:** Safeguards your vehicle's battery from excessive discharge.
- **Portable Design:** Lightweight (22.27 lbs) with integrated handles for easy transport.

4. Setup

Before operating your new BougeRV CR22 refrigerator, follow these initial setup steps:

1. **Unpacking:** Carefully remove the refrigerator from its packaging. Inspect for any damage.
2. **Stabilization:** Place the refrigerator upright on a flat, stable surface for at least 12 hours before connecting to power. This allows the compressor oil to settle.
3. **Cleaning:** Wipe the interior and exterior with a damp cloth and mild detergent. Ensure the unit is completely dry before use.
4. **Ventilation:** Ensure there is sufficient space around the refrigerator for proper air circulation to prevent overheating.

Helpful Setup Videos:

Video: What you should KNOW before buying. This video provides essential information and tips for setting up your portable refrigerator.

Video: What you need to know. A quick guide to the key features and initial steps for your BougeRV cooler.

5. Operating Instructions

The control panel allows you to manage the refrigerator's functions. Refer to the diagram below for button descriptions.

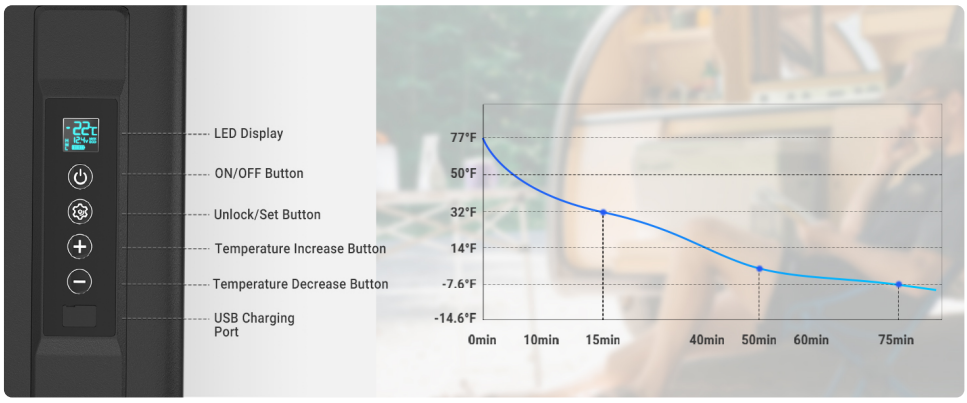

Detailed diagram of the BougeRV CR22 control panel and its functions.

Control Panel Functions:

- **ON/OFF Button:** Hold for 3 seconds to turn the unit on or off.
- **MAX/ECO Switch:** Press the settings key to switch between MAX (fast cooling) and ECO (energy-saving)

modes.

- **Temperature Control (+/-):** Press '+' to increase temperature, '-' to decrease. Touch to adjust by 1 unit, hold for fast adjustment.
- **°F/°C Switch:** Hold '+' and '-' simultaneously for 3 seconds to switch between Fahrenheit and Celsius.
- **Unlock:** Hold the settings key for 3 seconds to unlock the control panel.
- **H-M-L Mode (Battery Protection):** Hold the settings key for 3 seconds to switch the battery protection mode (High, Medium, Low).

6. Temperature Settings

The BougeRV CR22 can function as both a refrigerator and a freezer, with a temperature range from -8°F to 50°F (-22°C to 10°C).

Use as a freezer for items like meat, frozen food, seafood, and ice cream.

Use as a refrigerator for vegetables, fruits, beverages, and dairy products.

To adjust the temperature, use the '+' and '-' buttons on the control panel. The display will show the current internal temperature and the set temperature.

7. Battery Protection

The RV fridge/freezer is equipped with a 3-level battery monitor to prevent the fridge from draining your vehicle's battery. You can choose at what battery voltage the fridge shuts off to prevent complete battery drain.

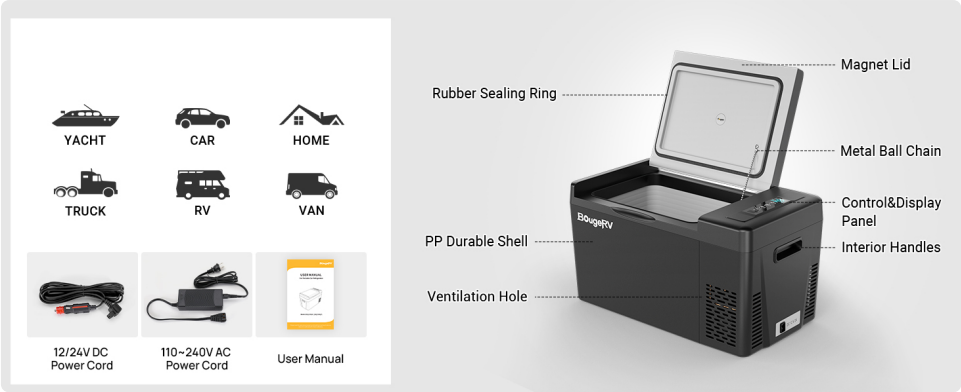

Table showing cut-out and cut-in voltages for High, Medium, and Low battery protection modes.

The battery protection mode works when you use a 12V/24V DC power supply, such as a 12V battery. For example, when setting to H Mode, the input voltage must be higher than 12.5V to turn on the refrigerator (otherwise the E1 code will be thrown out); if it is lower than 11.3V, the refrigerator will automatically turn itself off. The factory default voltage protection level is set to H mode.

8. Powering the Refrigerator

The BougeRV CR22 offers multiple power options for maximum flexibility.

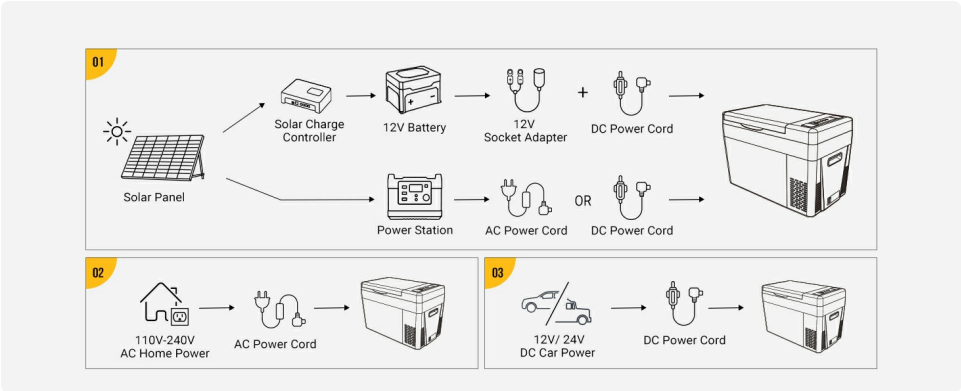

Visual guide to various power sources for the portable refrigerator.

- **12V/24V DC:** Connect directly to your vehicle's cigarette lighter socket (SUV, Truck, RV, Camper, Van, Boat).
- **100-240V AC:** Use the provided AC adapter to plug into a standard home outlet or a compatible power station.
- **Solar Power:** Can be powered by a solar panel connected to a power station, offering an off-grid solution.

Usage Scenarios:

Video: Using the BougeRV CR22 at the beach. Demonstrates portability and convenience for outdoor activities.

Video: Fridge and power stations for camping. Shows how the refrigerator integrates with power stations for extended use.

9. Maintenance

To ensure the longevity and optimal performance of your BougeRV CR22 refrigerator, regular maintenance is recommended.

- **Cleaning:** Regularly clean the interior and exterior surfaces with a soft, damp cloth and a mild, non-abrasive cleaner. Avoid harsh chemicals.
- **Ventilation:** Keep the ventilation holes clear of dust and debris to ensure efficient cooling.
- **Storage:** When not in use for extended periods, ensure the unit is clean and dry. Store with the lid slightly ajar to prevent odors and mildew.
- **Avoid Direct Sunlight:** As mentioned in safety instructions, prolonged exposure to direct sunlight can cause deformation and reduce efficiency.

10. Troubleshooting

If you encounter any issues with your BougeRV CR22, please refer to the following common troubleshooting tips. For persistent problems, contact customer support.

- **Unit Not Turning On:** Check power connections. Ensure the power source (12V/24V DC or 100-240V AC) is active. If using DC, check battery protection mode and voltage. An E1 code indicates low voltage.
- **Insufficient Cooling:** Ensure the lid is properly sealed. Check for obstructions in ventilation areas. Verify the temperature setting is appropriate for desired cooling/freezing.
- **Unusual Noise:** A low humming sound is normal during compressor operation. If the noise is excessive or unusual, ensure the unit is on a stable surface and not vibrating against other objects.
- **Error Codes:** If an error code appears on the display (e.g., E1), consult the user manual for specific meanings and solutions.

11. Specifications

Specification	Detail
Model	CR22
Brand	BougeRV
Capacity	23 Quarts
Exterior Dimensions (L x W x H)	22.68 x 12.6 x 12.97 inches
Interior Dimensions (L x W x H)	13.5 x 9.5 x 9.75 inches (approximate, from video)
Item Weight	22.27 Pounds
Voltage	12V/24V DC, 100-240V AC
Rated Power	36W (ECO Mode), 45W (MAX Mode)
Temperature Range	-8°F to 50°F (-22°C to 10°C)
Noise Level	45dB
Defrost System	Manual

12. Warranty and Support

The BougeRV CR22 12V refrigerator comes with a 2-year Tech Support warranty.

Contact Information:

If you have any questions about the product, require technical assistance, or need to address any operational issues, please reach out to BougeRV customer support:

- **Email:** service@bougerv.com
- **Phone (Amazon):** +1 699 232 7427
- **Email (Support):** support@bougerv.com
- **Phone (Support):** +1 408 429 4149
- **Website:** https://www.bougerv.com/pages/contact