

Sofucor 5247

Sofucor 52 Inch Ceiling Fan User Manual

Model: 5247

1. INTRODUCTION AND OVERVIEW

Thank you for choosing the Sofucor 52 Inch Ceiling Fan. This modern ceiling fan is designed to provide optimal airflow and lighting for various indoor and outdoor spaces, including bedrooms, living rooms, farmhouses, and patios (not exposed to direct rain). Featuring a quiet DC motor, dimmable LED lights, and convenient remote control, this fan offers both comfort and energy efficiency.

Key features include:

- **Quiet DC Motor:** Operates below 30dB, providing powerful airflow up to 5800 CFM.
- **Bright Dimmable LED Lights:** Offers 3000K (warm yellow), 4500K (bright daylight), and 6000K (cool white) light options, dimmable from 0% to 100% (2000 lumens).
- **Remote Control:** Multi-functional remote with 6 adjustable speeds and 3 timer settings (1/4/8 hours).
- **Reverse Airflow Function:** Allows for downward airflow in summer and upward airflow in winter to balance room temperature and save energy.
- **Energy-efficient:** DC motor is typically 75% more energy-efficient than AC fans.



Image: The Sofucor 52 Inch Ceiling Fan, showcasing its three wooden blades, integrated LED light, remote control, and various downrod lengths.

2. SAFETY INFORMATION

Please read all instructions carefully before beginning installation and keep this manual for future reference. Failure to follow these instructions could result in electric shock, fire, or personal injury.

- Always disconnect power at the main circuit breaker before installing, cleaning, or servicing the fan.
- Ensure all electrical connections comply with local codes and ordinances. If you are unsure, consult a qualified electrician.
- Mount the fan only to an outlet box marked "Acceptable for Fan Support of 35 lbs (15.9 kg) or less" and use the mounting screws provided with the outlet box.
- Do not operate the fan with a damaged power cord or plug.
- Keep hands, hair, and clothing away from the fan blades when the fan is operating.
- Do not attempt to repair or replace any parts of the fan unless specifically instructed in this manual.

3. PACKAGE CONTENTS

Verify that all components listed below are included in your package:

- Hand-held Remote Control
- Downrod (5", 10", 24" options included)
- Long-lasting LED Bulbs (integrated)
- Fan Blades (3 wooden blades)
- Motor Housing
- Mounting Bracket
- Canopy and Canopy Cover
- Light Plate and Lampshade
- Balancing Kits
- Hardware Pack (screws, washers, etc.)



Image: An exploded view diagram illustrating the various components included with the Sofucor ceiling fan, such as the motor, blades, remote, and mounting hardware.

4. SETUP AND INSTALLATION

The Sofucor ceiling fan is designed for easy installation, typically taking about 30 minutes. It is suitable for both low and high ceilings, with included 5", 10", and 24" downrods. The fan can also be installed on ceilings with a maximum slope of 15 degrees.

4.1 Pre-Installation Considerations

- Ensure the power is OFF at the circuit breaker before starting.
- Confirm your ceiling can support the fan's weight (refer to safety information).
- Select the appropriate downrod length for your ceiling height.

4.2 Installation Steps

1. Mount the hanging bracket to the ceiling outlet box.
2. Assemble the downrod with the motor housing and blades.
3. Hang the fan assembly onto the mounting bracket.
4. Connect the electrical wiring according to the provided wiring diagram.
5. Attach the canopy and light kit.

6. Restore power and test the fan.

For detailed visual guidance, refer to the installation video provided by Sofucor. While no official seller videos were found, general installation principles apply.



Image: A visual representation of the installation process, showing a person connecting the light kit to the fan, highlighting the ease of setup.

Dimension

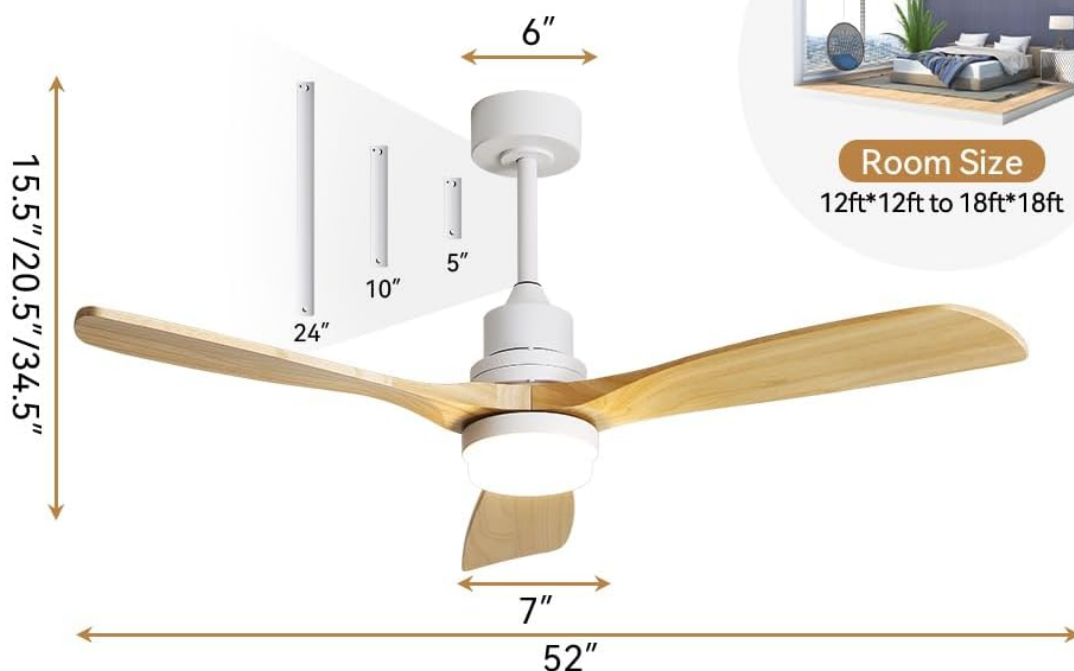


Image: A diagram illustrating the dimensions of the 52-inch Sofucor ceiling fan and its adaptability to various room sizes and ceiling types, including flat and sloped mounts.

5. OPERATING INSTRUCTIONS

Your Sofucor ceiling fan is operated primarily via the included remote control. Ensure batteries are correctly inserted into the remote.

5.1 Remote Control Functions

Image: A detailed view of the remote control, labeling each button for fan speed, light control, timer, and direction settings.



- **Power Button:** Turns the fan and light ON/OFF.
- **Fan Speed (1-6):** Adjusts fan speed from low (1) to high (6).
- **Light ON/OFF:** Toggles the light on or off independently.
- **Light Dimming:** Adjusts light brightness from 0% to 100%.
- **Color Temperature Switch:** Cycles through 3000K (warm yellow), 4500K (bright daylight), and 6000K (cool white).
- **Timer Settings (1H/4H/8H):** Sets the fan to turn off automatically after 1, 4, or 8 hours.
- **Reverse Airflow:** Changes the direction of blade rotation for summer (downward airflow) or winter (upward airflow) modes.
- **Natural Wind Mode:** Simulates natural breeze by varying fan speed.

5.2 Airflow Direction (Summer/Winter Mode)

The reversible airflow function allows you to optimize comfort year-round:

- **Summer Mode (Counter-clockwise):** Downward airflow creates a cooling effect.
- **Winter Mode (Clockwise):** Upward airflow circulates warm air trapped near the ceiling, helping to balance room temperature.


6 Speed Adjustable DC Motor

Saving more 75% energy



Sofucor
BLDC Motor
saving
75%

Ordinary



Level 1-2



Low wind speed

Relax

Level 3-4



Medium wind

Work

Level 5-6



High wind

Exercise

Image: A visual guide demonstrating the two airflow modes: downward for cooling in summer and upward for circulating warm air in winter.

6. MAINTENANCE

Regular maintenance ensures the longevity and optimal performance of your Sofucor ceiling fan.

- **Cleaning:** Dust the fan blades and motor housing regularly with a soft, damp cloth. Do not use abrasive

cleaners or solvents.

- **Blade Inspection:** Periodically check that all blade screws are tight. Over time, they may loosen, causing wobbling or noise.
- **Light Kit:** The integrated LED light kit is designed for long-lasting performance. If replacement is ever needed, contact customer support for compatible parts.



Image: A detailed view of the fan's integrated LED light kit, highlighting its design for bright and uniform illumination.

7. TROUBLESHOOTING

If you encounter issues with your Sofucor ceiling fan, refer to the following common problems and solutions:

Problem	Possible Cause	Solution
Fan does not start.	No power; loose wiring; remote control issue.	Check circuit breaker. Ensure all connections are secure. Replace remote batteries. Re-pair remote if necessary.
Fan is noisy or wobbles.	Loose blade screws; unbalanced blades; loose mounting.	Tighten all blade screws. Use the included balancing kit to correct wobble. Ensure mounting bracket is secure.
Light does not work.	Loose wiring; LED module issue.	Check light kit wiring connections. If integrated LED, contact support if issue persists.
Remote control not responding.	Low batteries; remote not paired.	Replace batteries (A23 type). Follow pairing instructions in the remote manual.
Fan turns on with light after power outage.	Default power-on setting.	This is a common behavior for some models. Use the remote to adjust to desired settings.

If the problem persists after attempting these solutions, please contact Sofucor customer support.

8. SPECIFICATIONS

Feature	Detail
Brand	Sofucor

Feature	Detail
Model Name	5247
Size	52 inch
Color	White Downrod + Wood color Blades
Product Dimensions	7"D x 10"W x 22"H
Item Weight	15.27 pounds (6.94 Kilograms)
Power Source	DC
Wattage	15 watts
Voltage	110 Volts (AC)
Number of Blades	3
Blade Material	Wood
Air Flow Capacity	5800 Cubic Feet Per Minute
Number of Power Levels	6
Noise Level	30 dB
Control Method	Remote
Indoor/Outdoor Usage	Indoor (Patio if not exposed to direct rain)
Special Features	Energy-efficient DC motor, Dimmable LED lights, Remote controlled, Reversible function
Certification	FCC

9. WARRANTY AND SUPPORT

Sofucor is committed to providing high-quality products and excellent customer service.

- **Motor Warranty:** Lifetime maintenance for the motor.
- **Accessories Warranty:** 3-year protection plan for other accessories.
- **Technical Support:** A dedicated 24-hour technical team is available to assist with any issues.




For warranty claims or technical assistance, please contact Sofucor customer service through the retailer where you purchased the product or visit the official Sofucor website.



Image: An overview of Sofucor's after-sales service, detailing the lifetime motor replacement and 3-year free replacement for accessories like the remote and light board.

Related Documents - 5247

	<p>Sofucor 52-Inch Ceiling Fan Use and Care Guide Model 5247-W</p> <p>Detailed use and care guide for the Sofucor 52-inch ceiling fan (model 5247-W). Includes comprehensive installation steps, safety warnings, warranty details, remote control operation, and troubleshooting tips.</p>
	<p>Sofucor KBS-5247-WD 52-Inch Ceiling Fan Use and Care Guide</p> <p>Comprehensive use and care guide for the Sofucor KBS-5247-WD 52-inch ceiling fan, covering installation, safety, warranty, remote operation, maintenance, and troubleshooting.</p>
	<p>Sofucor 52-Inch Ceiling Fan 5247-WD-W Use and Care Guide</p> <p>Comprehensive use and care guide for the Sofucor 52-inch ceiling fan, model 5247-WD-W. Includes installation instructions, safety precautions, warranty information, troubleshooting tips, and remote control operation.</p>

	<p>Sofucor 52-Inch Ceiling Fan Use and Care Guide</p> <p>A comprehensive guide for the Sofucor 52-inch ceiling fan (model 5247-WD-W(C1-D6-001377)), covering installation, safety, operation, maintenance, and troubleshooting.</p>
	<p>Sofucor KBS-48K006SMTY 48-Inch Smart Ceiling Fan Use and Care Guide</p> <p>Comprehensive use and care guide for the Sofucor KBS-48K006SMTY 48-inch smart ceiling fan, including installation instructions, remote control operation, smart system connectivity, troubleshooting, and warranty information.</p>
	<p>Sofucor KBS-48K006SMTY 48-Inch Ceiling Fan Use and Care Guide</p> <p>Comprehensive use and care guide for the Sofucor KBS-48K006SMTY 48-inch ceiling fan, including installation instructions, safety precautions, warranty information, troubleshooting, and smart system connectivity.</p>