

GESKE GK000015GY01

GESKE SmartAppGuided MicroCurrent Face-Lifter 6-in-1 Instruction Manual

1. PRODUCT OVERVIEW

The GESKE SmartAppGuided MicroCurrent Face-Lifter 6-in-1 is an advanced facial device designed to firm, tone, and rejuvenate the skin using microcurrent and SmartSonic pulsation technologies. This device offers a comprehensive skincare experience for a youthful, contoured appearance.



Image: GESKE SmartAppGuided MicroCurrent Face-Lifter 6-in-1 in its packaging.

Key Features:

- **MicroCurrent Face-Lift Technology:** Exercises and tones facial and neck muscles for a lifting effect.
- **SmartSonic Pulsation Technology:** Penetrates pores, promotes blood circulation, and helps remove toxins.
- **Ultra-Gentle Contouring & Firming Spheres:** Deliver microcurrent impulses safely and effectively.
- **Anti-Aging Massage Technology:** Relaxes and tightens skin, contributing to a smoother complexion.
- **Skin Scan & Personal Routine Guide:** Available through the SmartAppGuided app for customized skincare.
- **Low-Voltage Current:** Ensures safe and pain-free use.

Full face-lift and toning at home - with expert results

- 1 Ultra fast and efficient skincare sessions
- 2 Micro-current face-lift technology exercises and tones face and neck muscles
- 3 Stimulates skin cells and fights signs of aging
- 4 Anti-aging massage relaxes and tightens skin
- 5 Activates skin's natural healing processes
- 6 Long-lasting battery with magnetic charging cable



Image: Diagram illustrating the 6 key features and benefits of the GESKE MicroCurrent Face-Lifter.

2. SAFETY INFORMATION

- For external use only.
- Avoid contact with eyes.
- Keep away from naked flame or direct heat sources.
- Consult a physician before use if you have any medical conditions, are pregnant, or have electronic implants.

3. SETUP

Unboxing:

Carefully remove the GESKE SmartAppGuided MicroCurrent Face-Lifter and its accessories from the packaging. Verify that all included components, such as the charging cable, are present.

Charging the Device:

The device is equipped with a magnetic charging cable. Connect the magnetic end of the cable to the charging port on the device and the USB end to a suitable power adapter (not included). Ensure the device is fully charged before its first use. A full charge typically takes a few hours.

SmartAppGuided App:

For an enhanced experience, download the SmartAppGuided app from your device's app store. The app offers a skin scan feature, personalized beauty routines, and video-guided sessions to help you maximize the benefits of your GESKE device.




Image: Screenshots of the SmartAppGuided app showing skin scan, personalized beauty routine, and how-to videos.

4. OPERATING INSTRUCTIONS

Preparation:

1. **Cleanse Skin:** Begin with clean, dry skin. Remove all makeup and impurities.
2. **Apply GESKE Hydrating MicroCurrent Gel:** This is a crucial step. Apply a generous, even layer of GESKE Hydrating MicroCurrent Gel to the areas you intend to treat. The gel ensures proper conductivity for the

microcurrent technology and provides essential moisture.

For best results, use with GESKE MicroCurrent gel or serums



Image: GESKE Hydrating MicroCurrent Gel, essential for use with the device.

Using the Device:

1. **Power On:** Press and hold the power button to turn on the device.
2. **Select Intensity:** Adjust the microcurrent intensity using the '+' and '-' buttons to a comfortable level.
3. **Glide Motion:** Gently glide the Ultra-Gentle Contouring & Firming Spheres over your skin in an upward and outward motion. Follow the natural contours of your face and jawline.
4. **Target Areas:** Focus on areas such as the jawline, cheekbones, forehead, and neck.
5. **SmartSonic Pulsation:** The SmartSonic pulsation technology will work simultaneously to enhance blood circulation and promote skin rejuvenation.
6. **Guided Sessions:** For optimal results, refer to the video-guided sessions available in the SmartAppGuided app.
7. **Power Off:** After your session, press and hold the power button to turn off the device.

Lift your skin for a youthful, contoured appearance




Image: A person using the GESKE MicroCurrent Face-Lifter on their cheek for facial contouring.

5. MAINTENANCE

Cleaning:

After each use, gently wipe the device, especially the spheres, with a soft, damp cloth. Ensure all gel residue is removed. While the device has an IPX7 waterproof rating, it is recommended not to submerge it completely to protect internal components and prolong its lifespan.

Storage:

Store the device in a cool, dry place away from direct sunlight and extreme temperatures. Keep it out of reach of children.

6. TROUBLESHOOTING

- **Device not turning on:** Ensure the device is fully charged. If the battery is low, connect it to the magnetic

charging cable and allow it to charge for at least 30 minutes before attempting to power it on again.

- **No sensation during use:** The microcurrent sensation can be very subtle. Ensure you have applied a sufficient and even layer of GESKE Hydrating MicroCurrent Gel to the skin. Without the conductive gel, the microcurrent cannot effectively reach the skin.
- **Device turns off automatically:** The device is designed to feature timed sessions and may automatically power off after a set duration to ensure optimal treatment times and prevent overuse. This is a normal function. Simply restart the device if further treatment is desired.
- **Irritation or discomfort:** If you experience any irritation or discomfort, discontinue use immediately. Ensure you are using the device with the recommended conductive gel and that your skin is clean.

7. SPECIFICATIONS

- **Model Number:** GK000015GY01
- **Dimensions:** 7.1 x 3.2 x 7.9 cm
- **Weight:** 185 g
- **Power Source:** Battery Powered (1 Lithium Ion battery included)
- **Material:** Plastic
- **Color:** Gray
- **Waterproof Rating:** IPX7
- **Included Components:** Charging Cable









-  Skin Scan & Personal Routine Guide
-  SmartSonic Pulsation Technology
-  MicroCurrent Face-Lift Technology
-  Ultra-Gentle Contouring & Firming Spheres
-  Anti-Aging Massage Technology
-  Low-Voltage Current

Image: Close-up view of the GESKE MicroCurrent Face-Lifter highlighting its design and technology icons.

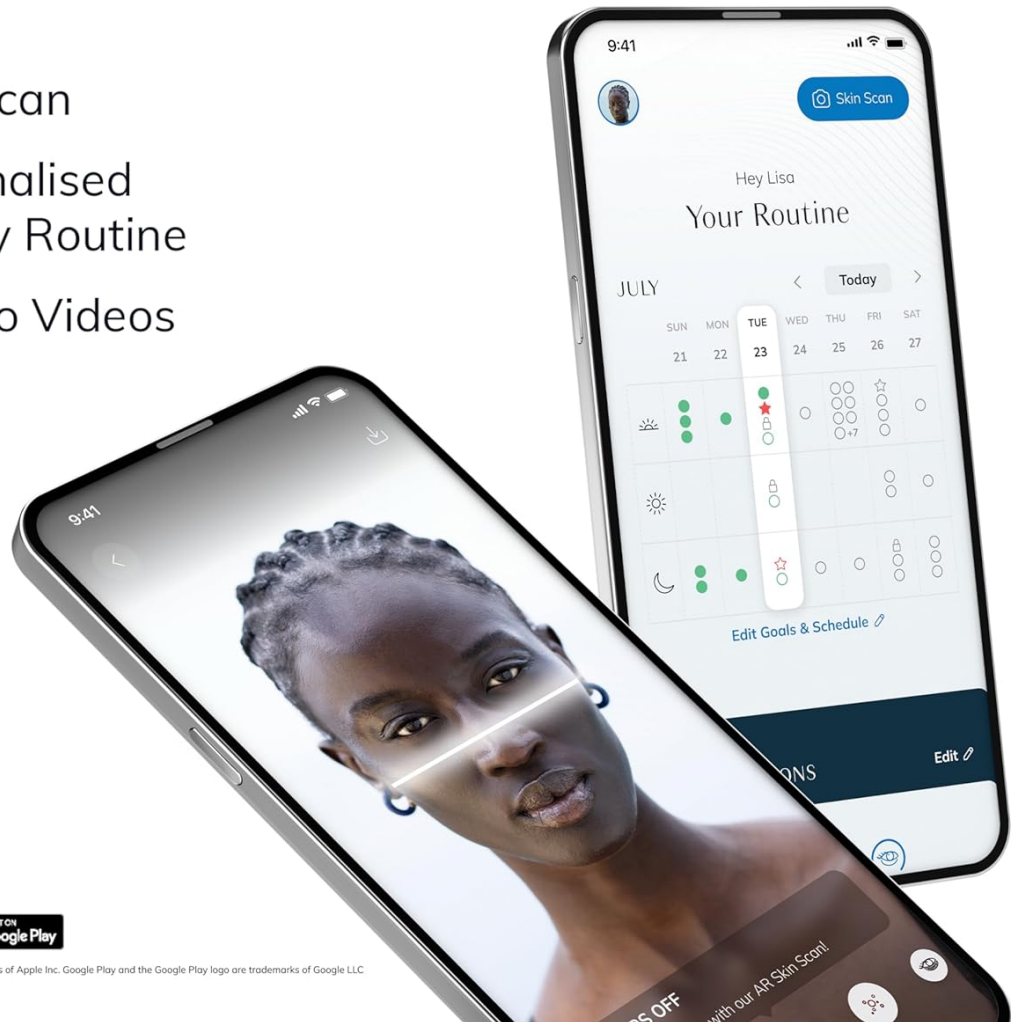
8. WARRANTY & SUPPORT

Warranty:

The GESKE SmartAppGuided MicroCurrent Face-Lifter comes with a 15-year guarantee, reflecting the manufacturer's commitment to quality and durability.

SmartAppGuided™ AI-Powered Skincare Routine

- + Skin Scan
- + Personalised Beauty Routine
- + How-to Videos



GESKE



Apple and the Apple logo are trademarks of Apple Inc. Google Play and the Google Play logo are trademarks of Google LLC.

Image: GESKE MicroCurrent Face-Lifter displayed with icons indicating features like 15-year guarantee, skin-friendly silicone, IPX7 waterproof rating, suitability for all skin types, dermatologist approval, and magnetic charging.

Customer Support:

For any questions, concerns, or technical assistance, please refer to the official GESKE website or contact their customer support directly. Keep your proof of purchase for warranty claims.