

## BODEGA X30

# BODEGACOOLER 12 Volt Car Refrigerator

Model: X30 | Brand: BODEGA

### 1. INTRODUCTION AND OVERVIEW

The BODEGACOOLER 12 Volt Car Refrigerator (Model X30) is a versatile portable electric cooler designed for various uses, including outdoor camping, travel, vehicles (RV, car, truck, van), and home use. It functions as both a refrigerator and a freezer, offering a wide temperature range from -4°F to 68°F (-20°C to 20°C). Featuring Wi-Fi APP control, low energy consumption, and robust battery protection, it ensures your food and beverages remain perfectly chilled or frozen on the go.



Figure 1.1: BODEGACOOOLER 12 Volt Car Refrigerator with contents and mobile app control.

Video 1.1: Overview of the BODEGACOOOLER 12 Volt Car Refrigerator and its features.

## 2. KEY FEATURES

- **Power Capacity & Low Energy Consumption:** This portable refrigerator boasts a 32 Quart (30L) capacity, capable of holding up to 42 cans of cola, 21 bottles of water, or 13 bottles of red wine. It operates with an ECO energy-saving mode, consuming less than 1kWh per day, even on MAX mode.

# 32QT/30L LARGE CAPACITY



1x42  
CANS COLA



1x21  
BOTTLES WATER



1x13  
BOTTLES RED WINE

# 30L

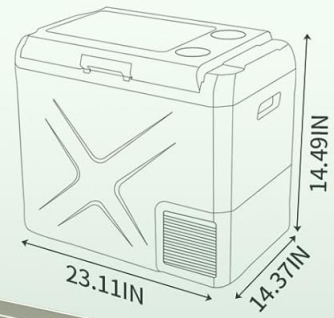


Figure 2.1: Illustration of the 32 Quart (30L) large capacity, showing various beverage quantities.

- **Fast Cooling and APP Control:** Achieve rapid cooling from 68°F to 32°F in just 15 minutes. The unit supports Wi-Fi APP control, allowing convenient temperature and mode adjustments via your mobile device.





Figure 2.2: The unit can function as both a refrigerator (ECO mode) and a freezer (MAX mode), with a wide temperature range.

- **Quiet Operation & Battery Protection:** Designed for a quiet environment with noise levels below 45dB. Features H/M/L battery protection functions to prevent car power overload or short-circuiting. The anti-30° slip design ensures normal operation on bumpy roads.



Figure 2.3: The BODEGACOOLER operates at a low noise level of 45dB, ensuring a quiet environment.

- **User-Friendly Design:** Equipped with a detachable 2-way lid for easy access and flexible placement. Includes a USB slot for phone charging and integrated cup slots to prevent spills.



Figure 2.4: The integrated USB charging port allows you to charge your devices on the go.

- **Versatile Power Sources:** Comes with 100/240V AC and 12/24V DC adapters, making it suitable for use at home or in various vehicles like SUVs, trucks, RVs, campers, and vans.



# COMPATIBLE WITH VARIOUS POWER SOURCES






Figure 2.5: The cooler is compatible with multiple power sources, including car DC, home AC, and solar panels.

## 3. SETUP

### 3.1 Unpacking and Initial Placement

Carefully remove the refrigerator from its packaging. Ensure all packing materials are discarded responsibly. Place the unit on a stable, flat surface, allowing sufficient ventilation space around all sides (at least 6 inches) for optimal performance.

# Kindly Remind

Please ensure that your car has enough space to accommodate the refrigerator and retain sufficient ventilation space.




Figure 3.1: Ensure adequate space and ventilation when placing the refrigerator in a vehicle.

## 3.2 Power Connection

The BODEGACOOLER can be powered by both AC and DC sources:

- **AC Power (100-240V):** Use the provided AC adapter to connect the refrigerator to a standard wall outlet for home use.
- **DC Power (12/24V):** Use the provided cigarette lighter connector to plug the refrigerator into your vehicle's 12V or 24V DC outlet.

For optimal cooling, it is recommended to pre-cool the refrigerator at home using AC power before loading it with items for travel.

## 4. OPERATING INSTRUCTIONS

### 4.1 Control Panel Operation

The refrigerator features a smart touch control panel for easy adjustments:

- **Power On/Off:** Press the power button to turn the unit on or off.



- **Temperature Adjustment:** Use the '+' and '-' buttons to set your desired temperature. The display will show the current and target temperatures.
- **Mode Selection:** Toggle between MAX (fast cooling) and ECO (energy-saving) modes using the mode button.



Figure 4.1: The smart touch control panel allows for easy temperature and mode adjustments.

## 4.2 APP Control (QZsmart)

Control your BODEGACOOOLER remotely using the QZsmart mobile application. This allows you to monitor and adjust settings from your smartphone.







Video 4.2: Detailed instructions on how to operate the QZsmart APP for your BODEGACOOOLER.

### Steps for APP Connection:

1. Download and install the

### Related Documents - X30



|   |   |
|---|---|
|     | <p><a href="#">Bodega Car Fridge User Manual TWW35 TWW45 TWW55</a></p> <p>User manual for Bodega Car Fridge and BODEGACOOLER portable refrigerators (models TWW35, TWW45, TWW55). This guide covers safety, features, operation, settings, troubleshooting, and technical data for dual-zone 12/24V DC and 100-240V AC units suitable for RVs, camping, and travel.</p>                       |
|    | <p><a href="#">BODEGA CAR FRIDGE User Manual - Model K18/K25</a></p> <p>Comprehensive user manual for the BODEGA CAR FRIDGE, models K18/K25. Details safety instructions, operating procedures, panel and app usage, component details, cleaning, maintenance, and troubleshooting. Supports 12/24V DC and 100-240V AC power.</p>   |
|   | <p><a href="#">BODEGA TWW75 Car Fridge User Manual and Features</a></p> <p>Comprehensive user manual for the BODEGA TWW75 car fridge, covering safety instructions, product features, operation, troubleshooting, technical data, and app control.</p>  |
|  | <p><a href="#">Bodega Mobile Refrigerator YC60/YC110 Instruction Manual</a></p> <p>Comprehensive instruction manual for Bodega mobile refrigerators, models YC60 and YC110. Covers safety guidelines, specifications, operating instructions, ventilation, maintenance, troubleshooting, and error codes.</p>   |
|  | <p><a href="#">Bodega Cooler T36/T50/T60 Instruction Manual - Portable Refrigerator Guide</a></p> <p>Comprehensive instruction manual for Bodega Cooler portable refrigerators (Models T36, T50, T60). Covers safety, operation, app connection, maintenance, troubleshooting, and warranty information.</p>  |
|  | <p><a href="#">Bodega Car Fridge User Manual: T36, T50, T60 Models - Operation, Safety, and Troubleshooting</a></p> <p>Comprehensive user manual for Bodega T36, T50, and T60 car fridges. Covers safety instructions, operating descriptions, app connection (WIFI/Bluetooth), components, cleaning, maintenance, and troubleshooting guides for these portable dual-zone refrigerators.</p> |

