

Manuals+

[Q & A](#) | [Deep Search](#) | [Upload](#)

manuals.plus /

› [ShanWan](#) /

› [ShanWan Mobile Game Controller User Manual](#)

ShanWan For iPhone&Android White2

ShanWan Mobile Game Controller User Manual

Model: For iPhone & Android White2

PRODUCT OVERVIEW

The ShanWan Mobile Game Controller is a versatile Bluetooth wireless gamepad designed for both iPhone and Android devices. It offers an enhanced gaming experience for various platforms including PS Remote Play, Xbox Cloud, Steam Link, GeForce NOW, MFi Arcade Games, and hundreds of popular mobile games.



Image: The ShanWan Mobile Game Controller in white, with a smartphone securely mounted in the center, displaying a game library interface. This illustrates the controller's primary use with mobile devices.

SETUP GUIDE

1. Unboxing and Initial Charge

Carefully remove the controller from its packaging. Before first use, ensure the controller is fully charged using the included Type-C charging cable. A full charge takes approximately 2 hours and provides up to 25 hours of gameplay.



Image: An illustration showing the internal battery of the ShanWan controller with a "25+ Hours" indicator, emphasizing its long battery life.

2. Phone Installation

The controller features an expandable design to securely hold your smartphone. Gently stretch the controller to fit your phone. The stretch length supports devices from 127mm to 180mm. The left side has a sunken design to accommodate phone cameras and cases.

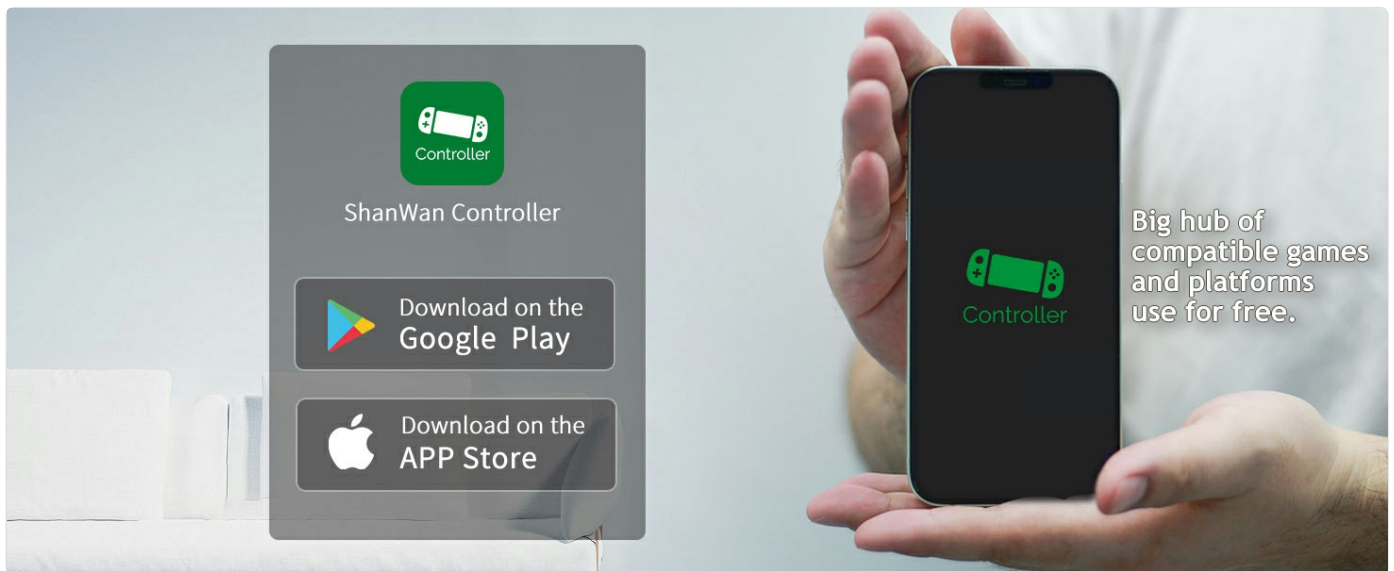


Image: A diagram illustrating the stretchable nature of the ShanWan controller, indicating a compatible phone length range of 127mm to 180mm.

3. Bluetooth Pairing

For first-time use, press the **Pair** button (indicated by a Wi-Fi-like icon) to enter pairing mode. The controller's Bluetooth name will appear as "Xbox Wireless Controller" on your device. Select it to connect.

For subsequent uses, simply press the **Home** button (indicated by a house icon) to automatically reconnect to the last paired device. The controller will shut off on its own when left over 15 minutes to save power.

You can adjust the height of the joystick




Image: A close-up of the ShanWan controller's left side, highlighting the "Pair" button (for initial connection) and the "Home" button (for subsequent reconnections).

OPERATING INSTRUCTIONS

Gaming Compatibility

The ShanWan controller is compatible with a wide range of gaming platforms and emulators, including:

- PS Remote Play
- Xbox Game Pass Ultimate
- Steam Link
- GeForce NOW
- MFi Arcade Games
- Hundreds of popular mobile games (e.g., Fortnite, Minecraft, Genshin Impact, Brawlhalla, Asphalt 9: Legends)

Play Your Favorite Gaming Platform

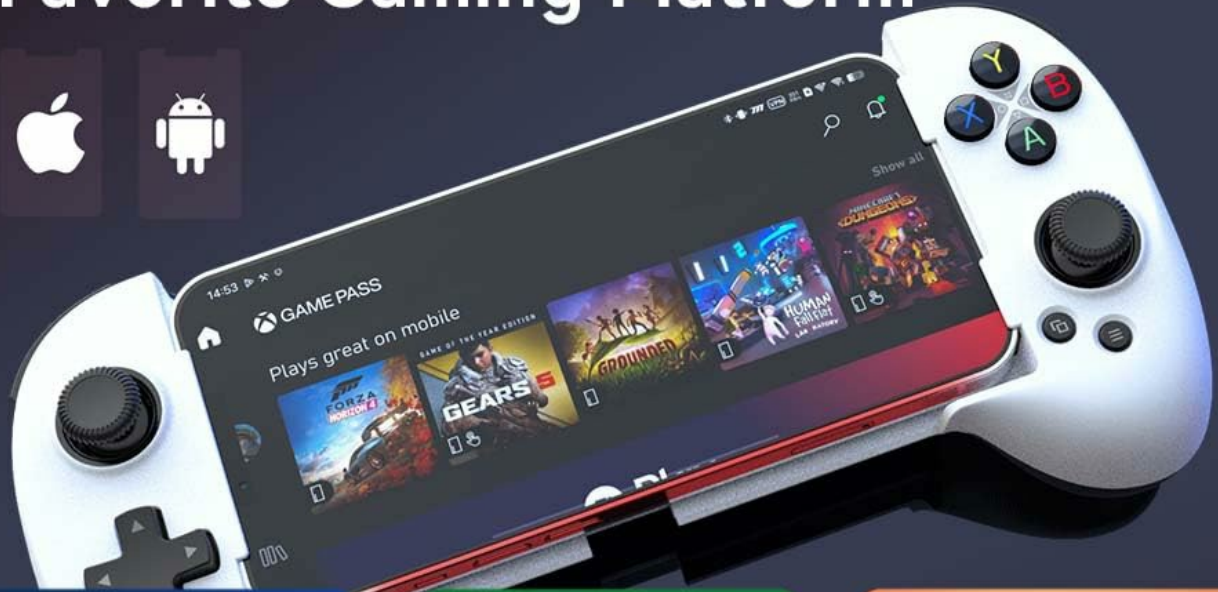


Image: The ShanWan controller with a phone displaying game icons, surrounded by logos of compatible platforms like PS Remote Play, Xbox Game Pass, Steam Link, and GeForce NOW.

Adjustable Joysticks

The joysticks feature an upgraded adjustable design, allowing you to choose your preferred height by rotating them. This customization enhances comfort and precision during gameplay.



Image: A diagram illustrating the adjustable height feature of the controller's joysticks, showing minimum (3.8mm) and maximum (6.3mm) heights.

Linear Trigger Buttons

The linear shoulder buttons provide multi-stage performance, allowing for accurate control of movement speed in games, particularly useful in racing or action titles.

Configurable Back Buttons (M1-M4)

The controller includes four configurable M1-M4 buttons on the back. These can be assigned complex in-game macros, offering a competitive edge and a more personalized control scheme. Mapping is simple and intuitive.

Official Product Video

Your browser does not support the video tag.

Video: A demonstration of the ShanWan Mobile Game Controller in use, playing "Marvel's Spider-Man: Miles Morales" on a mobile device. This video showcases the controller's responsiveness and compatibility with high-fidelity mobile gaming.

MAINTENANCE

- Keep the controller clean by wiping it with a soft, dry cloth.
- Avoid exposing the controller to extreme temperatures, humidity, or direct sunlight.
- Store the controller in a safe place when not in use to prevent damage.
- Do not attempt to disassemble the controller, as this may void the warranty.

TROUBLESHOOTING

Problem	Solution
Controller does not power on.	Ensure the controller is fully charged. Connect it to a power source using the Type-C cable.
Cannot pair via Bluetooth.	Make sure Bluetooth is enabled on your device. Press and hold the Pair button on the controller. If issues persist, try forgetting the device on your phone's Bluetooth settings and re-pairing.
Buttons or joysticks are unresponsive.	Ensure the controller is properly connected. Try restarting both the controller and your mobile device.
Phone does not fit in the controller.	Verify your phone's dimensions are within the supported range (127mm-180mm). Ensure no bulky case is preventing proper fit, although the controller is designed to be case-friendly.

PRODUCT SPECIFICATIONS

- **Model:** For iPhone & Android White2
- **Connectivity:** Bluetooth 5.0
- **Battery Life:** Approximately 25 hours (normal use)
- **Charging Time:** Approximately 2 hours (via Type-C)
- **Supported Phone Length:** 127mm - 180mm (5.079 to 7.007 inches)
- **Weight:** 10.8 ounces (approx. 306 grams)
- **Dimensions:** 8.5 x 2 x 5.5 inches (approx. 21.6 x 5.1 x 14 cm)
- **Manufacturer:** ShanWan
- **First Available:** October 22, 2022

WARRANTY AND SUPPORT

For warranty information, technical support, or further assistance, please contact ShanWan customer service through their official channels or the retailer where the product was purchased.

You can also visit the official ShanWan store on Amazon for more product information and support: [ShanWan Official Store](#).

Download the ShanWan Controller app for additional features and game compatibility information:

[Download on Google Play](#)

[Download on the App Store](#)

LINEAR TRIGGER BUTTON



Image: A visual representation of the ShanWan Controller app, with options to download from Google Play and the App Store, indicating a hub for compatible games and platforms.