

[manuals.plus](#) /

› [typecase](#) /

› [typecase Edge Keyboard Case User Manual](#)

typecase Edge Keyboard Case for iPad 10th Gen (2022) and iPad 11th Gen (A16, 2025)

typecase Edge Keyboard Case User Manual

For iPad 11th (A16, 2025) and iPad 10th Gen 10.9 inch (2022)

PRODUCT OVERVIEW

The typecase Edge Keyboard Case is designed to enhance the functionality and protection of your compatible iPad. It features a multi-touch trackpad, backlit keyboard with multiple color options, and a durable synthetic vegan leather exterior. The case provides a laptop-like experience for productivity and includes a built-in pencil holder.



Image: The typecase Edge Keyboard Case in use, displaying the iPad in a raised position with the backlit keyboard and trackpad visible. This setup mimics a laptop, providing an ergonomic typing and viewing experience.

COMPATIBILITY

This keyboard case is specifically designed for the following iPad models:

- **iPad 11th Generation (A16, 2025):** Models A3354, A3355, A3356
- **iPad 10th Generation (10.9-inch, 2022):** Models A2696, A2757, A2777

To verify your iPad's model number, check the back of your device or navigate to **Settings > General > About > Model Number** on your iPad.

ONLY COMPATIBLE WITH IPAD 10TH GENERATION (2022) & IPAD A16 (2025)



MODELS

(Please check the back of Tablet)



iPad 10th

Model: A2696 A2777 A2757

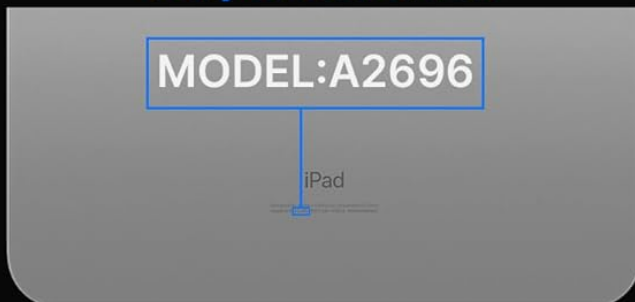
iPad A16 2025

Model: A3354, A3355, A3356

How to verify your iPad model?

Method 1

Verify on back of iPad



Method 2

Verify in iPad Settings App

1. Open Settings App on iPad
2. Navigate to **General > About**
3. Tap on **Model Number** to display it

General	About
Model Number	A2696



NOT FOR




iPad air 4/5th
(10.9 inch)



iPad air 11/13th
(2025,M3,2024,M2)



iPad Pro 11/13
(2024,M4)



iPad Pro 11 inch



iPad 7/8/9

Image: A visual guide illustrating how to identify your iPad model number, with specific compatible models listed (iPad 10th Gen and iPad A16 2025) and incompatible models crossed out.


PACKAGE CONTENTS

Upon opening the package, please ensure all the following items are present:

- typecase Edge Keyboard Case

- USB-C Charging Cable
- Full-Color Setup Guide

What's Included




Typecase Edge Keyboard



Magnetic Full-Color Gift-ready Box



Full-Color Setup Guide



Charging Cable(USB-C)




Perfect Gift

Quick installation



01



02



03

Image: An illustration showing the items included in the product package: the typecase Edge Keyboard, a USB-C charging cable, and a setup guide.

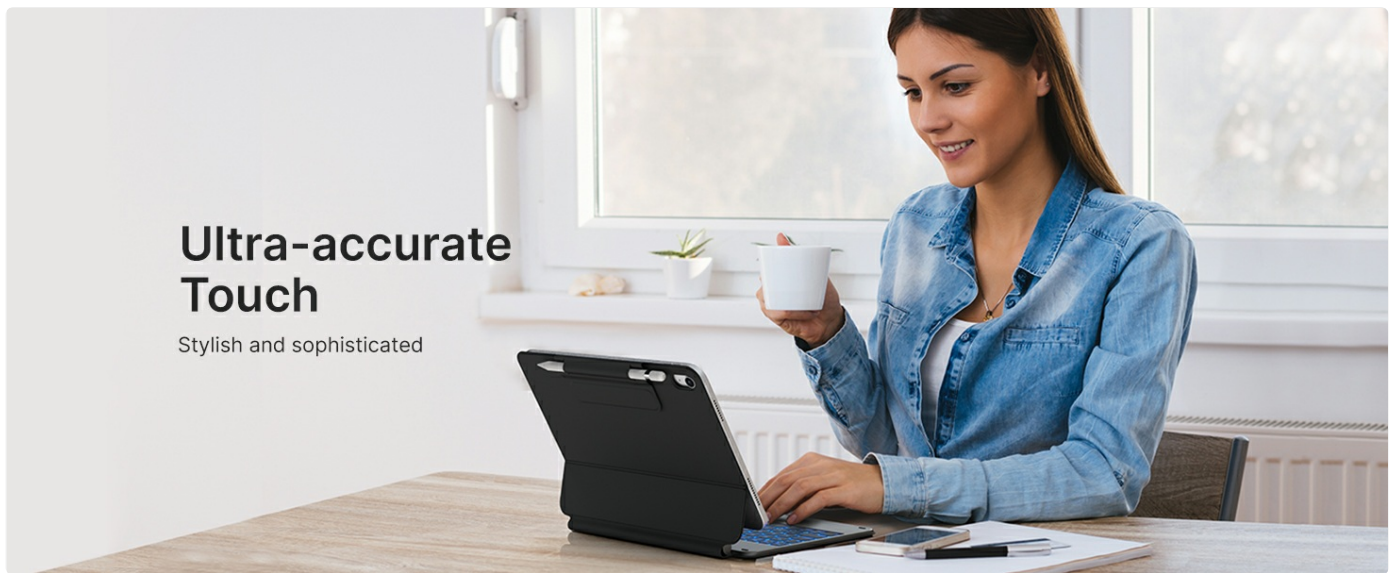
SETUP INSTRUCTIONS

1. Charging the Keyboard

Before initial use, fully charge the keyboard. Connect the provided USB-C cable to the charging port on the keyboard and the other end to a USB power adapter (not included) or a computer's USB port. The charging indicator light will show the charging status.

2. Attaching Your iPad

The typecase Edge Keyboard Case features a magnetic attachment system. Align your compatible iPad with the magnetic back panel of the case. The magnets will securely hold the iPad in place.



Ultra-accurate Touch

Stylish and sophisticated

Image: A visual representation of the magnetic attachment process, demonstrating how the iPad is placed onto the case and securely held by magnets.

3. Bluetooth Pairing

1. Turn on the keyboard by sliding the power switch. The Bluetooth indicator light will begin to flash.
2. On your iPad, go to **Settings > Bluetooth**.
3. Ensure Bluetooth is enabled.
4. Locate "typecase Edge Keyboard" (or similar name) in the "Other Devices" list and tap to connect.
5. Once connected, the Bluetooth indicator light on the keyboard will stop flashing.

Your browser does not support the video tag.

Video: A demonstration of the quick installation process, showing how to attach the iPad to the keyboard case and set it up for use.

OPERATING INSTRUCTIONS

Keyboard Functions

The keyboard features a standard layout with additional iPadOS shortcut keys for enhanced productivity.

- **Backlight Control:** Press the **Lightbulb** key to cycle through 10 different backlight colors. Use the **Brightness Up/Down** keys (often F5/F6 or similar icons) to adjust the backlight brightness across three levels.
- **iPadOS Shortcuts:** A dedicated row of function keys provides quick access to iPadOS features such as Home, Search, Brightness, Media Control (Play/Pause, Skip), Volume Control, and Lock Screen.
- **Typing Experience:** The keys are designed with 0.8mm travel for a comfortable and responsive typing experience.

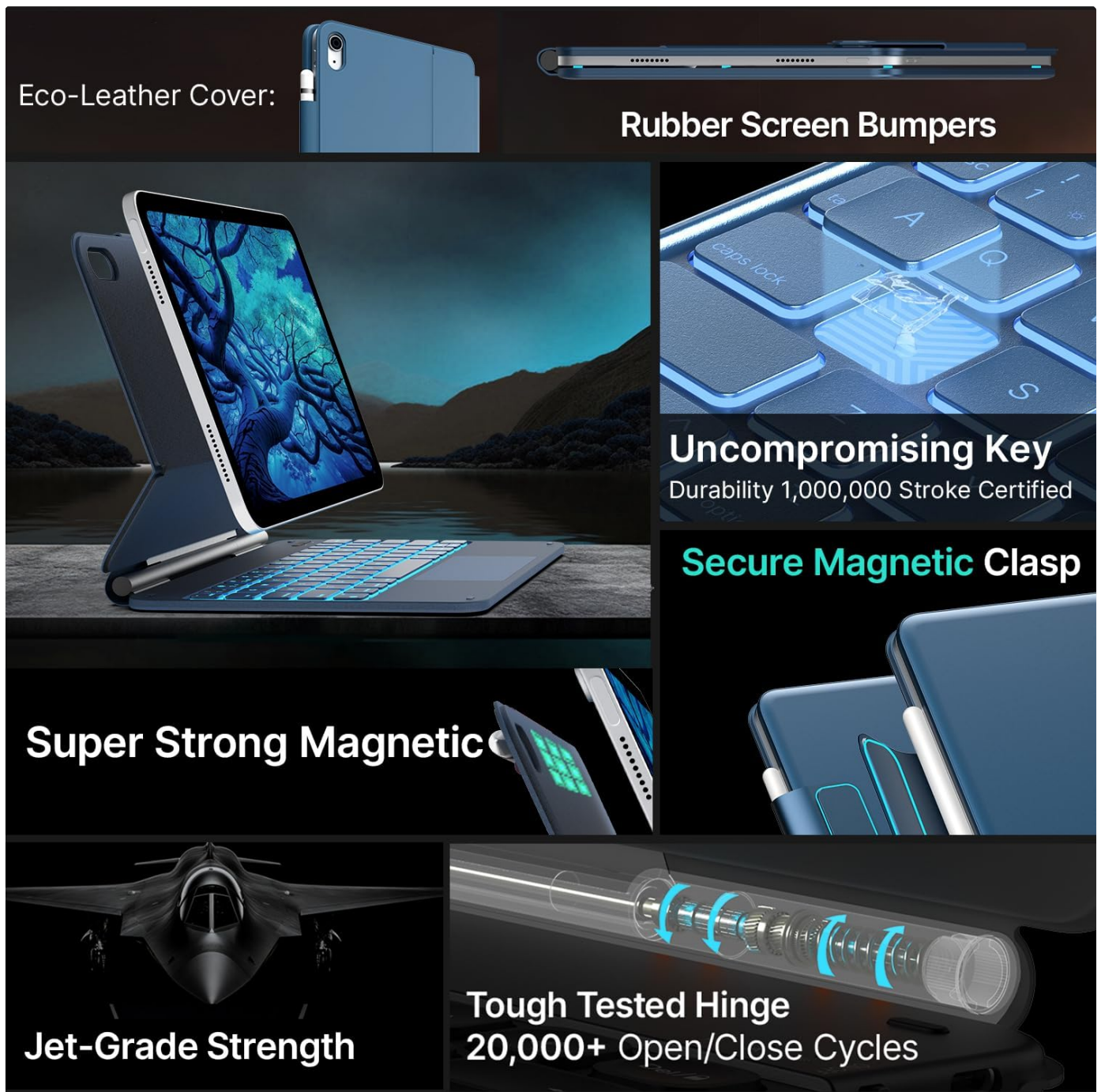


Image: A detailed view of the keyboard, highlighting the 11-color backlight feature and various iPadOS shortcut keys for quick access to functions.

Multi-Touch Trackpad

The integrated multi-touch trackpad supports various gestures for precise navigation and control of your iPad.

- **Click Anywhere:** The trackpad supports clicking across its entire surface.
- **Multi-Touch Gestures:** Utilize standard iPadOS multi-touch gestures for scrolling, swiping between apps, zooming, and more.
- **Palm Rejection:** The trackpad features palm rejection technology, which automatically disables the trackpad when you are typing on the keyboard to prevent accidental inputs.

Premium Typing Experience




Image: A graphic illustrating various multi-touch gestures supported by the trackpad, including managing files, browsing the web, and switching applications.

Adjusting Viewing Angles

The floating cantilever design allows for smooth angle adjustment to achieve the optimal viewing and typing position. Simply adjust the iPad's position on the magnetic stand to your desired angle.

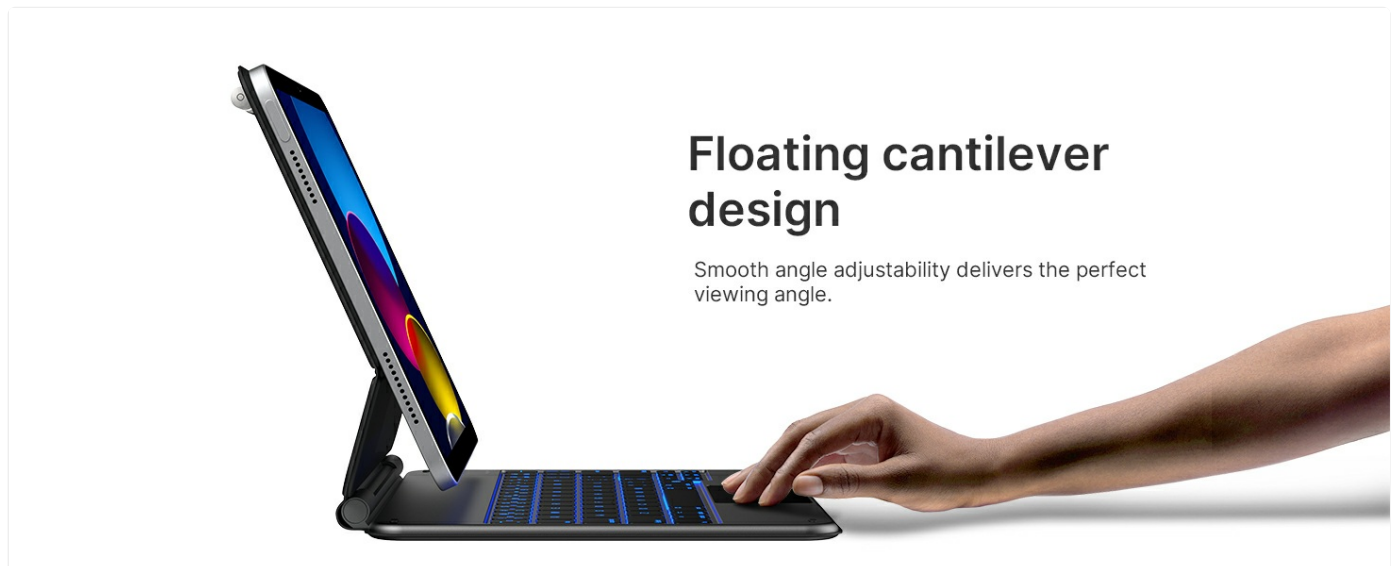


Image: A visual demonstrating the smooth angle adjustment capability of the case, allowing users to set the iPad at various viewing angles for comfort and productivity.

MAINTENANCE AND CARE

- **Cleaning:** Use a soft, damp cloth to clean the exterior of the case. Avoid harsh chemicals or abrasive materials. For the keyboard, use a soft, dry brush or compressed air to remove dust and debris between keys.
- **Storage:** When not in use, fold the case to protect both the iPad screen and the keyboard. Store in a cool, dry place away from direct sunlight and extreme temperatures.
- **Battery Life:** To maximize battery longevity, avoid fully discharging the keyboard battery frequently. Recharge when the battery level is low. The keyboard offers up to 90 days of use between charges.

TROUBLESHOOTING

Issue	Possible Cause	Solution
Keyboard not connecting via Bluetooth.	Keyboard battery is low or off; Bluetooth on iPad is off; incorrect pairing.	Ensure keyboard is charged and powered on. Turn iPad Bluetooth off and on. Forget the device in iPad Bluetooth settings and re-pair.
Keys not responding.	Keyboard not connected; software glitch.	Verify Bluetooth connection. Restart iPad and keyboard.
Trackpad not working.	Palm rejection active; software issue.	Ensure you are not resting your palm on the trackpad while typing. Reconnect Bluetooth.
Backlight not working or changing colors.	Incorrect key press; low battery.	Press the backlight key repeatedly. Ensure keyboard is charged.

SPECIFICATIONS

- **Model Name:** 10th Gen (2022) / A16 (2025)
- **Connectivity:** Bluetooth
- **Keyboard Type:** Full-size, backlit, multi-touch trackpad
- **Backlight Colors:** 10 colors, 3 adjustable brightness levels
- **Material:** Synthetic Vegan Leather
- **Battery Type:** Lithium Polymer (included)
- **Battery Life:** Up to 90 days between charges (usage dependent)
- **Product Dimensions:** 31 x 23 x 2.5 cm
- **Weight:** 730 g

WARRANTY AND SUPPORT






The typecase Edge Keyboard Case comes with a **1-Year Manufacturer's Warranty** from the date of purchase. This warranty covers defects in materials and workmanship under normal use. For warranty claims, technical support, or any inquiries, please contact typecase customer service through their official website or the retailer where the product was purchased. Please have your purchase receipt and product model information ready.

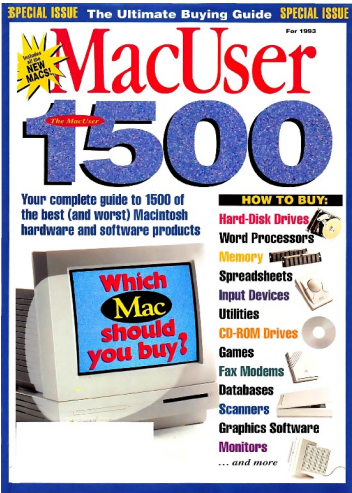


Image: A graphic displaying the "1 YEAR" warranty badge, indicating the product's coverage period.

© 2025 typecase. All rights reserved.


Related Documents - Edge Keyboard Case for iPad 10th Gen (2022) and iPad 11th Gen (A16, 2025)

	<p>typecase Touch iPad Pro 11 Keyboard Case with Trackpad - User Manual</p> <p>User manual for the typecase Touch iPad Pro 11-inch keyboard case (model KB201T-110). Discover features like the multi-touch trackpad, 360° rotation, and customizable backlighting. This thin and light case is designed for iPad Pro 11" (2021), iPad Air 5th Gen, and iPad Air 4th Gen, available in Pacific Blue and Violet.</p>
	<p>Stylus Pencil User Guide and Compatibility Information</p> <p>A comprehensive guide to the Stylus Pencil, including setup instructions, usage tips, compatibility with various iPad models, FAQs, and customer support information.</p>
	<p>Macally IPKBCASE11 Rugged Wireless Keyboard Case with Trackpad for iPad A16: User Guide</p> <p>User guide for the Macally IPKBCASE11 rugged wireless keyboard case with multi-touch trackpad, designed for iPad A16 (11th Gen). Covers package contents, setup, Bluetooth pairing, charging, keyboard shortcuts, trackpad gestures, battery and backlight usage, safety instructions, specifications, FCC statement, and warranty information.</p>
	<p>Typecase Flexbook Touch User Manual</p> <p>User manual for the Typecase Flexbook Touch keyboard case, detailing setup, compatibility, features, troubleshooting, and product specifications for iPad devices.</p>
	<p>Jamjake Stylus Pen User Manual for iPad - Connect, Use, and Charge Guide</p> <p>Comprehensive user manual for the Jamjake stylus pen compatible with various iPad models. Learn how to connect, use features like double-tap and tilt, charge quickly, and find troubleshooting tips.</p>
	<p>Typecase EDGE User Manual: Setup, Features, and Troubleshooting for iPad</p> <p>Comprehensive user manual for the Typecase EDGE magnetic keyboard. Learn how to set up, use touchpad gestures, shortcuts, charging, and troubleshoot your keyboard with your iPad.</p>




[pdf] Guide

MacUser Buying Guide Jan 1993 restored ocr bookmarks by Steve 9300 vintageapple org macuser
Your complete guide to 1500 ol the best and worst Macintosh hardware and software products
HOW TO BUY: Hard-Disk Drive- Word Processor,_. -- mo y Spreadsheets
Input Devices Utilities CD-ROM Drives Games Fax Modems __ -- Databases
Scanners :1.-.....-..... Graphics Software -Oa--O--re / ...
lang:en score:15 filesize: 81.8 M page_count: 360 document date: 2017-09-09



[pdf] Decleration of Conformity

PLEASE PRINT ON COMPANY LETTERHEAD MiCOM Labs Inc QMS Model Difference
DeclarationSCALER TECHNOLOGY CO LTD KB201TP Keyboard Case 2ATDO 2ATDOKB201TP
kb201tp
SCALER TECHNOLOGY CO.,LTD Model Difference Declaration To Whom It May
Concern, We, SCALER TECHNOLOGY CO.,LTD Keyboard Case ; Trade Mark:
Typecase, Model Number: KB201T-129, KB201T-122, KB201T-124, KB201T-130,
KB201T-131, KB201T-130P ; All model s the function, software and electric circuit are
the ...
lang:en score:12 filesize: 61.7 K page_count: 1 document date: 2025-08-04



[pdf] Decleration of Conformity

PLEASE PRINT ON COMPANY LETTERHEAD MiCOM Labs Inc QMS Model Difference
DeclarationSCALER TECHNOLOGY CO LTD KB206 Keyboard Case 2ATDO 2ATDOKB206 kb206
SCALER TECHNOLOGY CO., LTD Model Difference Declaration To Whom It May
Concern, We, SCALER TECHNOLOGY CO., LTD Keyboard Case ; Trade Mark:
Typecase, Model Number: KB206-130P, KB206-100, KB206-110, KB206-110P,
KB206-129, KB208-100, KB208-110, KB208-110P, KB208-129, KB208-130P,
KB206-S9, KB206-S9P, K...
lang:en score:12 filesize: 63.6 K page_count: 1 document date: 2025-08-04