

Audi Q3

Audi Q3 2022 Owner's Manual

Comprehensive Vehicle Information

INTRODUCTION

This document serves as a guide to the official 2022 Audi Q3 Owner's Manual. It provides an overview of the manual's contents and directs users to relevant sections for vehicle operation, maintenance, and specific warranty information. The physical manual is an essential resource for understanding your vehicle's features and ensuring its proper function and longevity.



Image: The complete set of manuals for the 2022 Audi Q3, including the main owner's manual and supplementary warranty documents.

SETUP AND INITIAL FAMILIARIZATION

Upon receiving your 2022 Audi Q3 Owner's Manual, it is recommended to familiarize yourself with its layout. The manual is typically organized into chapters covering different aspects of the vehicle. Begin by reviewing the introductory sections, which often include safety warnings, an overview of the vehicle, and instructions on how to navigate the manual effectively. Keep the manual accessible within the vehicle for quick reference.

OPERATING YOUR AUDI Q3

For detailed instructions on operating your Audi Q3, refer to the main Owner's Manual. This section typically covers:

- **Vehicle Controls:** Explanation of dashboard indicators, steering wheel controls, and infotainment system operation.
- **Driving Systems:** Information on driving modes, driver assistance features, and transmission operation.
- **Comfort Features:** Instructions for climate control, seating adjustments, and interior lighting.
- **Safety Systems:** Details on airbags, seatbelts, and child safety locks.

Always consult the manual for specific procedures and safety guidelines before operating any vehicle feature.

MAINTENANCE SCHEDULE AND PROCEDURES

The Owner's Manual contains crucial information regarding the recommended maintenance schedule for your 2022 Audi Q3. Adhering to this schedule is vital for the vehicle's performance and warranty validity. Key maintenance topics include:

- **Service Intervals:** Recommended mileage and timeframes for routine inspections and fluid changes.
- **Fluid Checks:** Instructions for checking engine oil, coolant, brake fluid, and windshield washer fluid levels.
- **Tire Care:** Information on tire pressure, rotation, and replacement guidelines.
- **Component Replacement:** Guidance on when to replace filters, spark plugs, and other wear-and-tear parts.

For detailed procedures or if you are unsure about a maintenance task, it is recommended to consult an authorized Audi service center.

TROUBLESHOOTING COMMON ISSUES

Should you encounter an issue with your Audi Q3, the Owner's Manual provides a troubleshooting section to help identify and resolve common problems. This section typically includes:

- **Warning Lights:** Explanation of dashboard warning and indicator lights and recommended actions.
- **Minor Malfunctions:** Solutions for issues like non-functioning lights, power windows, or infotainment glitches.
- **Emergency Procedures:** Instructions for flat tires, jump-starting the vehicle, or what to do in case of an accident.

Always prioritize safety. If an issue cannot be resolved using the manual or if it poses a safety risk, contact Audi Roadside Assistance or an authorized service center.

VEHICLE SPECIFICATIONS

Detailed technical specifications for the 2022 Audi Q3 can be found in a dedicated section of the Owner's Manual. This includes information such as:

- **Engine Data:** Horsepower, torque, and fuel type.
- **Dimensions:** Length, width, height, and wheelbase.
- **Capacities:** Fuel tank volume, oil capacity, and luggage compartment volume.
- **Tire and Wheel Information:** Recommended tire sizes and pressures.

These specifications are important for understanding your vehicle's capabilities and for purchasing compatible parts or accessories.

WARRANTY INFORMATION

Your 2022 Audi Q3 comes with specific warranty coverage. The manual set includes dedicated supplements for this information:

- **USA Warranty & Maintenance:** This supplement details the standard warranty coverage for gasoline engine and hybrid models in the USA, along with maintenance guidelines.
- **California Emissions Warranty Supplement:** This document outlines specific warranty provisions related




to emissions control systems for vehicles sold in California.

It is crucial to review these documents to understand your rights and responsibilities regarding warranty claims and to ensure compliance with maintenance requirements.

SUPPORT AND FURTHER ASSISTANCE

For additional support or if you have questions not covered in the Owner's Manual, you can contact Audi customer service or visit an authorized Audi dealership. They can provide expert assistance with vehicle operation, service, and parts. Always refer to the official Audi website or your manual for the most current contact information.

Related Documents - Q3

	<p>Audi Model Overview: A Comprehensive Guide</p> <p>Explore the Audi model overview, detailing various Audi models and their production cycles. This guide provides essential information for understanding Audi vehicle history and specifications.</p>
	<p>2022 Audi A6 Quick Start Guide Audi</p> <p>Get started quickly with your 2022 Audi A6. This guide covers essential controls, infotainment, driver assistance, and connectivity features for a seamless driving experience.</p>
	<p>Audi Refrigerant R134a Servicing Manual</p> <p>This document provides comprehensive service information and safety precautions for Audi vehicles regarding Refrigerant R134a servicing, covering various models from 1991 to 2020.</p>
	<p>Audi Refrigerant R134a Servicing Manual</p> <p>This manual provides detailed technical information and procedures for servicing Audi vehicle air conditioning (A/C) systems utilizing R134a refrigerant. It covers system principles, component descriptions, safety procedures, and repair processes specific to Audi's A/C systems.</p>
	<p>2014 Audi Maintenance Schedule Canada: Intervals and Service Items</p> <p>Detailed maintenance schedule for all 2014 Audi models in Canada, outlining standard and major service intervals, required maintenance tasks, and specific model applications. Includes information on engine oil changes, filter replacements, brake system checks, and more.</p>



[AUDI Carplay - Installation and User Manual](#)

Comprehensive guide for installing and using the AUDI Carplay interface module, covering features, connections, setup, and troubleshooting for various Audi models. Supports Apple CarPlay and Android Auto.