

[Manuals.plus](#) /

> [SONGMICS](#) /

> SONGMICS Cube Storage Organizer with Storage Boxes User Manual

SONGMICS ULPC062B01

SONGMICS Cube Storage Organizer with Storage Boxes

Model: ULPC062B01

PRODUCT OVERVIEW

The SONGMICS Cube Storage Organizer is designed to provide a practical and flexible storage solution for your home. This unit features a modular design, allowing you to configure it in various ways to best fit your space and organizational needs. It includes six durable fabric storage boxes that perfectly complement the cube structure, helping to keep your belongings neatly stored and out of sight.



Image: The SONGMICS 6-Cube Storage Organizer with its six fabric bins, showcasing its compact and functional design.

SONGMICS
by SONGMICS HOME



Image: The cube organizer integrated into a closet, demonstrating its use for organizing clothing and accessories.

SAFETY INSTRUCTIONS

- **Anti-Tip Kit:** For enhanced safety, especially in households with children or pets, always secure the cube organizer to the wall using the included anti-tip kit.
- **Load Capacity:** Do not exceed the maximum static load capacity per cube (22 lb / 10 kg) or per fabric box (11 lb / 5 kg). Overloading can compromise stability and lead to damage or injury.
- **Assembly Stability:** During assembly, ensure all panels are fully inserted into the bottom of the connectors to guarantee the stability and rigidity of the structure.
- **Placement:** Place the organizer on a flat, level, and stable surface to prevent wobbling or tipping.



Image: Illustration of how to properly install the anti-tip kit for secure wall attachment.

PACKAGE CONTENTS

Before assembly, please verify that all components listed below are present and undamaged.

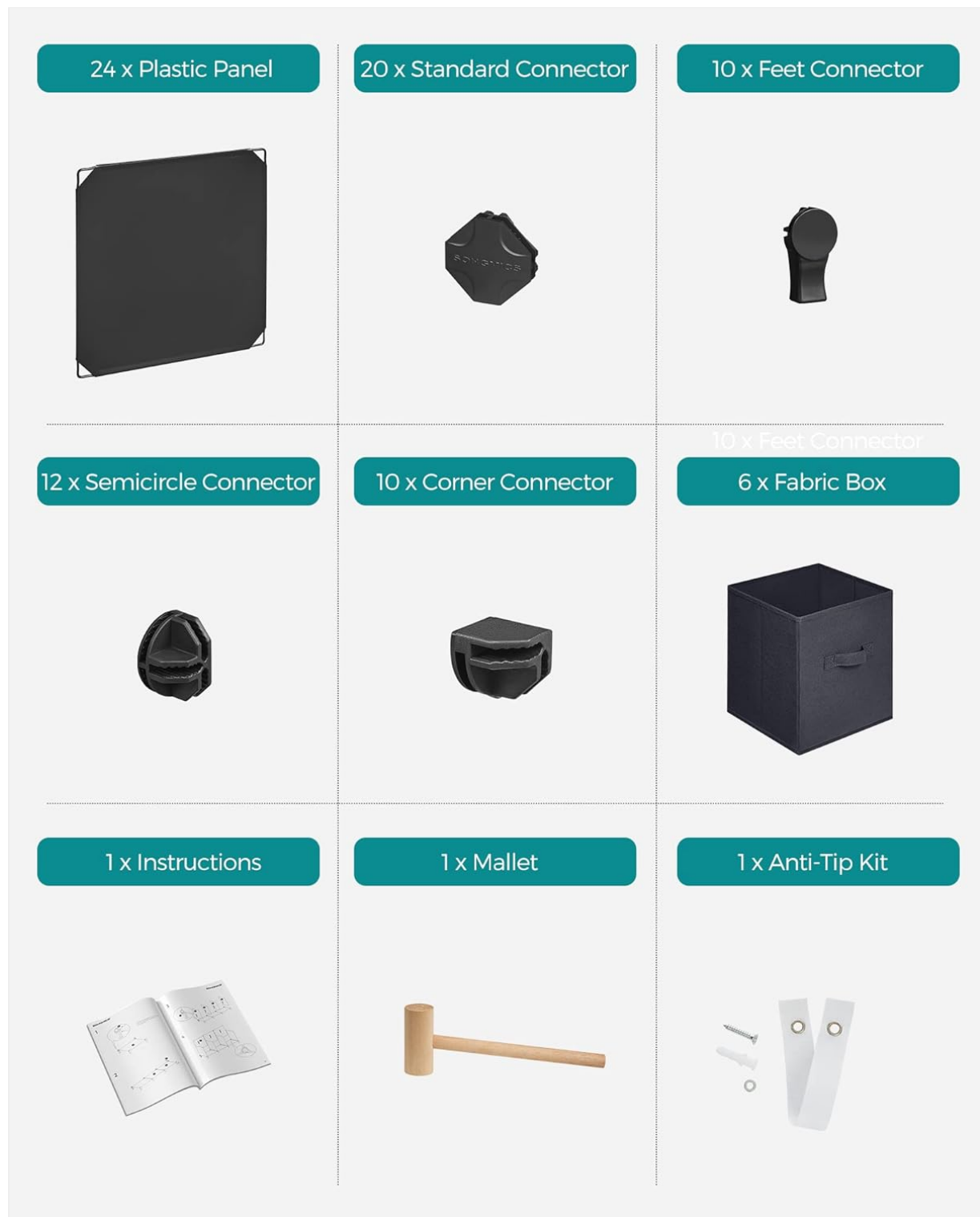


Image: A visual representation of all parts included in the SONGMICS Cube Storage Organizer package.

Component	Quantity
Plastic Panel (11.8" x 11.8")	24
Standard Connector (including 14 spare)	20
Feet Connector (including 2 spare)	10
Corner Connector (including 2 spare)	10
Semicircle Connector (including 2 spare)	12
Storage Box	6

Component	Quantity
Anti-Tip Kit	1
Mallet	1
Instructions	1

ASSEMBLY INSTRUCTIONS

Assembly of the SONGMICS Cube Storage Organizer is designed to be straightforward, similar to building blocks. Follow these steps for a stable and secure setup:

- 1. Plan Your Configuration:** Decide on the desired shape and layout of your cube organizer. The modular design allows for various arrangements (e.g., 1x2x3, 2x3, or other custom shapes within the limits of the included parts).
- 2. Connect Panels:** Begin by connecting the plastic panels using the appropriate connectors (Standard, Corner, Semicircle). Ensure the metal frames of the panels are fully inserted into the slots of the connectors. You should hear a 'click' or feel a firm connection.
- 3. Use the Mallet:** Gently tap the connectors with the provided mallet to ensure all panels are securely seated and the structure is tight. This step is crucial for stability.
- 4. Add Feet Connectors:** Attach the feet connectors to the bottom corners of your desired base cubes.
- 5. Assemble Fabric Boxes:** For each fabric box, unfold it and place the bottom board inside to create a rigid structure.
- 6. Insert Fabric Boxes:** Once the cube structure is complete, slide the assembled fabric boxes into the open cubes.
- 7. Install Anti-Tip Kit:** Secure the organizer to the wall using the anti-tip kit as described in the Safety Instructions section.

Mallet Included

Helps you assemble it into a sturdy structure



Image: Demonstrates the use of the included mallet to ensure secure connections during assembly.

Thoughtful Details

Specially designed connectors for a sleek look and safe use



Semicircle Connector



Corner Connector

Image: Detailed view of the specially designed semicircle and corner connectors.



Image: Detail of the feet connector, showing the elevation it provides.

OPERATING GUIDELINES

The SONGMICS Cube Storage Organizer is designed for versatile use in various rooms and for different types of items.

- **Storage Versatility:** Use the cubes and fabric bins to store clothes, bags, shoes, crafts, books, toys, and other miscellaneous items. The fabric bins help keep contents out of sight for a tidy appearance.
- **Customization:** The modular nature allows you to reconfigure the unit as your needs change. You can create different shapes or expand the storage by combining multiple sets (additional sets sold separately).
- **Easy Access:** The fabric bins feature handles for easy removal and access to stored items.

Practical Combination

6 storage boxes included fit perfectly with the cube organizer



Removable Fabric Boxes



Foldable to Store Away

Image: Demonstrates the practical combination of the organizer and its removable, foldable fabric boxes.



Image: The organizer used in a living room setting, illustrating its ability to maximize storage and minimize clutter.

Customizable into different shapes



Image: Visual guide to the customizable configurations and dimensions of the cube organizer.

CARE AND MAINTENANCE

Proper care will ensure the longevity and appearance of your storage organizer.

- **Cleaning Panels:** Wipe the plastic panels with a damp cloth to remove dust and stains. Avoid abrasive cleaners.
- **Cleaning Fabric Boxes:** For daily maintenance, wipe stains off the fabric boxes with a damp cloth and allow them to air dry completely.
- **DO NOT Wash Fabric Boxes:** The fabric boxes are not machine washable. Do not immerse them in water or use harsh detergents, as this may damage the cardboard structure.
- **Avoid Direct Sunlight:** Prolonged exposure to direct sunlight may cause the fabric bins to fade over

time.



Image: Demonstrates the recommended method for cleaning the plastic panels.

TROUBLESHOOTING

If you encounter any issues with your SONGMICS Cube Storage Organizer, consider the following common solutions:

- **Unit Wobbles/Unstable:**
 - Ensure all plastic panels are fully inserted into the bottom of their respective connectors. Use the mallet to gently tap each connection point until it is firm.
 - Verify that the organizer is placed on a flat and level surface. Adjust the position or use shims if necessary.
 - Confirm that the anti-tip kit is correctly installed and secured to the wall.
- **Panels Don't Fit into Connectors:**
 - Apply firm, even pressure when pushing panels into connectors.
 - Use the mallet to assist in seating the panels fully.
 - Ensure you are using the correct type of connector for each joint (Standard, Corner, Semicircle).
- **Fabric Bins Don't Fit:**
 - Ensure the fabric bins are fully unfolded and the bottom board is correctly inserted and flat.
 - Check that the cube structure itself is assembled squarely and evenly.

SPECIFICATIONS

Attribute	Detail
Model Number	ULPC062B01
Color	Ink Black + Dove Gray
Cube Storage Organizer Material	ABS Plastic Connector, PP Plastic Panel, Metal Frame
Storage Box Material	2 mm Thick Cardboard, 80 g/m ² Non-Woven Fabric
1 x 2 x 3 Cube Storage Organizer Size	37"L x 12.4"W x 37.6"H (94 x 31.5 x 95.5 cm)

Attribute	Detail
Each Cube Size	11.8"L x 11.8"W x 11.8"H (30 x 30 x 30 cm)
Each Storage Box Size	10.2"L x 10.2"W x 11"H (26 x 26 x 28 cm)
Total Weight (Organizer + Boxes)	14.5 lb (6.6 kg)
Max. Static Load Capacity per Cube	22 lb (10 kg)
Max. Static Load Capacity per Box	11 lb (5 kg)
Assembly Required	Yes
Mounting Type	Wall Mount (Anti-tip kit included)

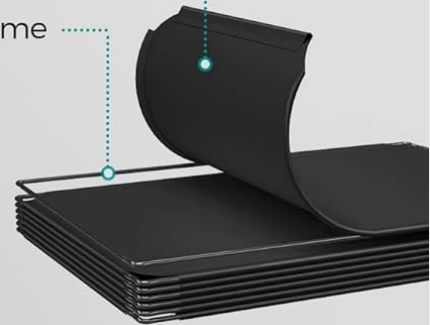
Sturdy Support

Each cube can hold up to 22 lb



Durable PP
Plastic Panels

Strong
Steel Frame



80 g/m²
Non-Woven Fabric

2 mm Thick
Cardboard

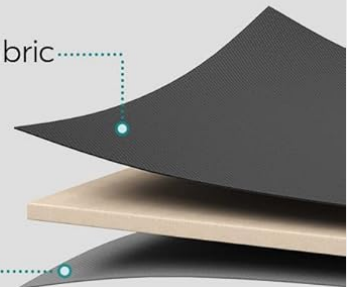


Image: Details on the materials and load capacity of the cube organizer and fabric boxes.

WARRANTY AND SUPPORT

SONGMICS is committed to providing high-quality products. While specific warranty details are not provided in this manual, please retain your proof of purchase for any potential warranty claims.

For product support, missing parts, or any inquiries, please contact SONGMICS customer service through the retailer where you purchased the product or visit the official SONGMICS website for contact information.

Online Resources:

- Visit the [SONGMICS Store on Amazon](#) for more products and information.

