

Polibi 65.7" Modern Convertible Sleeper Sofa Bed

Polibi 65.7" Modern Convertible Sleeper Sofa Bed Instruction Manual

Model: 65.7" Modern Convertible Sleeper Sofa Bed

INTRODUCTION

This manual provides instructions for the assembly, operation, and maintenance of your Polibi 65.7-inch Modern Convertible Sleeper Sofa Bed. This versatile furniture piece features a linen upholstered design, dual USB charging ports, and a backrest with three adjustable angles, allowing it to function as a sofa, lounger, or bed. Please read these instructions carefully before use to ensure proper setup and safe operation.

SETUP AND ASSEMBLY

Assembly is required for this product. It is recommended that two people perform the assembly to ensure safety and ease of construction.

Unpacking and Component Check

- Carefully remove all components from the packaging.
- Verify that all parts listed in the assembly guide (not provided in this context, but implied by "Assembly Required: Yes") are present.
- Place components on a soft, clean surface to prevent scratches during assembly.

Assembly Steps

Follow the detailed assembly instructions provided with your product packaging. Ensure all connections are secure before use.



Image: The Polibi 65.7-inch Modern Convertible Sleeper Sofa Bed in its standard sofa configuration, showcasing its grey linen upholstery and overall design.

OPERATING INSTRUCTIONS

Converting from Sofa to Sleeper Bed

1. Ensure the sofa is positioned away from any walls or obstructions to allow for full extension.
2. Locate the pull-out mechanism at the front base of the sofa.
3. Gently pull the bottom section outwards. The smooth wheels facilitate easy movement.
4. Once fully extended, lift the front cushion section upwards and then lower it to align with the main sofa cushions, creating a flat sleeping surface.
5. Adjust the backrest to a fully flat (180°) position for optimal sleeping comfort.

Converting from Sleeper Bed to Sofa

1. Lift the front cushion section of the bed upwards.
2. Push the extended section back into the sofa base until it is fully retracted.
3. Adjust the backrest to your desired upright position.

Your browser does not support the video tag.

Video: Demonstration of converting the Polibi sofa bed from a sofa to a sleeper and back. This video shows the ease of pulling out the bed section and adjusting the backrest, applicable to the Polibi convertible sofa mechanism.

Convertible Use

Change from armchair, lounge to bed . Meet your different requirements in bedroom or living room



Image: The Polibi 65.7-inch Modern Convertible Sleeper Sofa Bed fully extended into a sleeper bed, showing the additional length and flat sleeping surface.

Adjusting the Backrest

The backrest can be adjusted to three different angles to suit various activities:

- **110° Angle:** Ideal for watching television or casual seating.
- **145° Angle:** Suitable for reading or lounging.
- **180° Angle:** Fully flat position for sleeping.

ADJUSTABLE BACK

Meet Your Diverse Needs



100°

For Watching TV



140°

For Reading



180°

For Relaxing

Image: A diagram illustrating the three adjustable backrest angles (110°, 145°, 180°) for the Polibi sofa bed, with corresponding suggested uses like watching TV, reading, and relaxing.

Using the USB Charging Ports

Two USB charging ports are integrated into the left armrest of the sofa. These ports allow you to conveniently charge your electronic devices while seated or lounging.

- Connect your device's USB charging cable to one of the available ports.
- Ensure the sofa is properly connected to a power source for the USB ports to function.



Image: A close-up view of the dual USB charging ports located on the armrest of the Polibi sofa bed, showing a charging

cable connected.

MAINTENANCE

Cleaning the Upholstery

The sofa is upholstered with linen fabric, which is durable and wrinkle-resistant. For general cleaning:

- **Regular Cleaning:** Use a soft brush attachment on a vacuum cleaner to remove dust and loose debris.
- **Spot Cleaning:** For spills, blot immediately with a clean, dry cloth. For stubborn stains, use a mild fabric cleaner specifically designed for linen, testing on an inconspicuous area first.
- **Pillow Covers:** The two included throw pillows have zippers, allowing their covers to be removed for cleaning. Follow the care instructions on the pillow cover labels.

Removable Wheels



The armrest of this sofa bed is equipped with two USB charging ports, which is convenient for the use of electronic devices.



The two throw pillows that come with this sofa bed have zippers can be unzipped and washed.

Image: A close-up view of the soft linen fabric texture of the Polibi sofa bed, highlighting its material quality.

TROUBLESHOOTING

If you encounter any issues with your Polibi Convertible Sleeper Sofa Bed, please refer to the following common solutions:

- **Difficulty Converting:** Ensure no objects are obstructing the pull-out mechanism or the backrest. Verify that the sofa is placed on a level surface.
- **USB Ports Not Functioning:** Check if the sofa is properly plugged into a working electrical outlet. Ensure the USB cables are securely connected to both the device and the sofa port.
- **Unstable Feeling:** Re-check all assembly connections to ensure they are tightened securely.

For issues not covered here, please contact Polibi customer support.

SPECIFICATIONS

Feature	Detail
Brand	Polibi
Model	65.7" Modern Convertible Sleeper Sofa Bed
Overall Dimensions (Sofa)	65.7"L x 36.6"W x 41.3"H
Overall Dimensions (Sleeper Bed)	76"L x 65.7"W x 25.4"H
Weight Limit	500 Pounds
Upholstery Fabric Type	Linen
Frame Material Type	Wood (Article Plywood)
Cushion Construction	Spring & High-Density Foam
Backrest Adjustment Angles	110°, 145°, 180°
Special Features	Dual USB Charging Ports, Folding Mechanism, Removable Pillow Covers
Assembly Required	Yes (Recommended 2 people)
Included Components	Sofa Bed, Two Throw Pillows

SIZE: inch



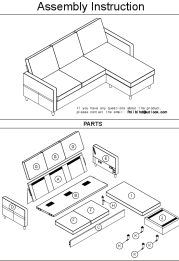


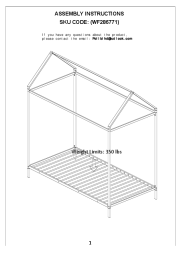

Image: A technical drawing displaying the precise dimensions of the Polibi sofa bed in both its compact sofa form and its fully extended sleeper bed form, measured in inches.

Related Documents - 65.7" Modern Convertible Sleeper Sofa Bed



[Assembly Instructions for Queen Size Upholstered Wood Platform Bed with Headboard and 2 Drawers](#)

Step-by-step assembly instructions for a gray queen size upholstered wood platform bed with a headboard and two drawers. Includes safety warnings, part lists, hardware lists, and assembly steps.

 <p>Assembly Instruction</p> <p>Polibi MB-826SASS-G 82.6-inch L-Shape Sectional Sofa</p>	<p>Polibi MB-826SASS-G 82.6-inch L-Shape Sectional Sofa Assembly Instructions</p> <p>Step-by-step assembly guide for the Polibi MB-826SASS-G 82.6-inch L-Shape 3-Seater Reversible Sectional Sofa. Includes a detailed parts list and clear instructions for each stage of assembly.</p>
 <p>ASSEMBLY INSTRUCTIONS</p> <p>LOFT BED</p> <p>WF301849/301850</p>	<p>Polibi Loft Bed Assembly Instructions (WF301849/301850)</p> <p>Detailed assembly instructions for the Polibi Loft Bed, model numbers WF301849 and WF301850. Includes safety warnings, parts list, hardware list, and step-by-step guidance for building the metal house bunk bed with slide and staircase.</p>
 <p>ASSEMBLY INSTRUCTION</p> <p>WF197908/WF197909</p> <p>Page 1 of 7</p>	<p>Assembly Instructions for WF197908/WF197909 Bunk Bed</p> <p>Detailed assembly instructions for the WF197908/WF197909 bunk bed, including part lists, hardware details, and step-by-step guidance. Learn how to assemble your bunk bed safely and correctly.</p>
 <p>ASSEMBLY INSTRUCTIONS</p> <p>SKU CODE: WF286771</p> <p>1</p>	<p>House Bed Assembly Instructions WF286771</p> <p>Assembly instructions for the House Bed, SKU Code WF286771. Includes part list, hardware list, and step-by-step assembly guide.</p>
 <p>WARRANTY</p>	<p>Polibi Bed Warranty Policy - RS519-8972AAK & HARI-232AAM The Home Depot</p> <p>This document outlines the 6-month warranty policy for Polibi furniture, including specific models like the RS519-8972AAK Murphy Bed and HARI-232AAM Canopy Platform Bed. It details the process for handling manufacturing defects and lists common exclusions such as accidental damage, unauthorized modifications, and purchases made outside The Home Depot Marketplace.</p>