

YEEHUNG W221-B

YEEHUNG W221 12.3" Android Screen Black Cover Instruction Manual

MODEL: W221-B

1. Product Overview

This cover is designed specifically for the YeeHung W221 12.3" Android Screen (ASIN: B0B885NRBB). It is intended for vehicles with a black interior dashboard in the W221 model range.

Key features include:

- Constructed from ABS high-temperature resistant plastic material.
- Surface wrapped with automotive interior leather, designed to match the original car's aesthetic.
- Direct replacement for the original dashboard cover accessory during installation.



Figure 1: YEEHUNG W221 12.3" Android Screen Black Cover.

2. Compatibility

This product is compatible exclusively with the YeeHung W221 12.3" Android Screen (ASIN: B0B885NRBB) and is designed for Mercedes-Benz S-Class W221 models (2006-2013) equipped with NTG 3.0/3.5 Android devices. It is specifically for vehicles with a black interior dashboard.

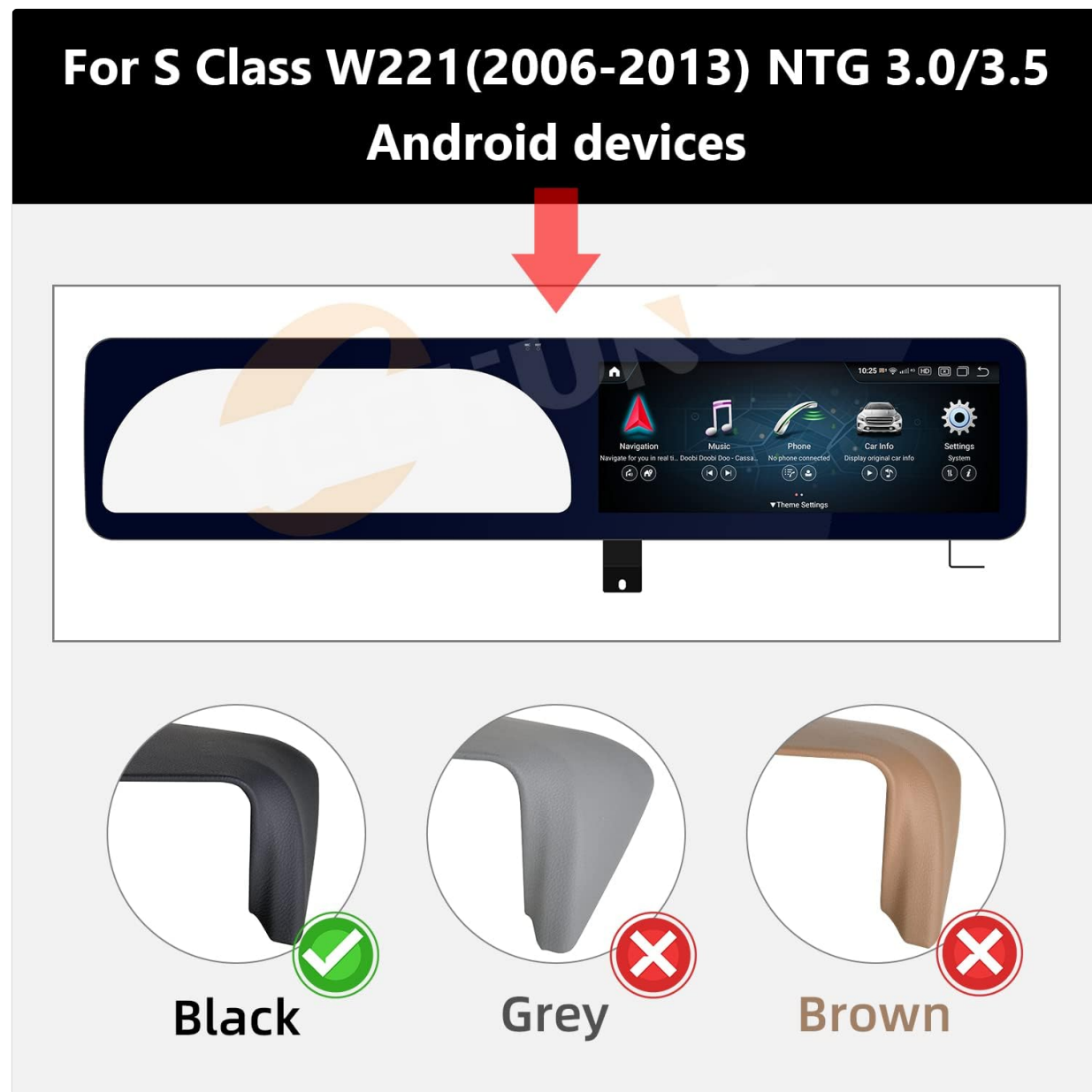


Figure 2: Compatibility details for S-Class W221 models and black interior.

**The S Class center console generally has three colors
Please select the corresponding color to purchase**



Black



Grey



Brown



Figure 3: Visual guide for interior color compatibility, indicating black interior is supported.

3. Installation Steps

3.1. Dashboard Cover Replacement

The YEEHUNG W221 12.3" Android Screen Black Cover replaces your vehicle's original dashboard cover accessory. The following steps outline the general process:

1. Carefully remove the existing dashboard cover. This typically involves unscrewing fixing screws and gently prying the cover using a trim removal tool to avoid damage.
2. Align the new YEEHUNG black cover with the dashboard opening.
3. Secure the new cover by re-inserting and tightening the fixing screws.
4. Ensure all edges are properly seated and flush with the dashboard.

Plastic upper cover for replacing S Class Android device

Before



After



Figure 4: Visual comparison of the dashboard before and after installing the new cover with the Android screen.

3.2. Optional Skin Wrapping (Professional Recommendation)

The surface of this cover is designed to be wrapped with automotive interior leather to match your car's style. While it is possible to attempt this yourself, it is highly recommended to have this process performed by professionals at an auto trim store for optimal results and a smooth finish. Manual operation may not achieve the desired flatness.

If you choose to proceed with skin wrapping, you will need special glue for car leather, a brush, scissors, and a sharp art knife. The process involves cutting a suitable piece of leather, applying glue to both the cover and the leather, and carefully wrapping and trimming the leather to fit the cover's contours.

Video 1: Demonstration of wrapping a layer of leather for the W221 cover. This video also shows the removal and installation of the dashboard cover.



Figure 5: The appearance of the cover after professional skin wrapping.







4. Specifications

Attribute	Value
Manufacturer	Fineyea
Brand	YEEHUNG
Model	W221-B
Item Weight	1.32 pounds
Product Dimensions	31.5 x 4.72 x 3.94 inches
Exterior	Textured
Manufacturer Part Number	W221-B
ASIN	B0BNN2DMKK

5. Warranty and Support

For any issues or questions regarding your YEEHUNG product, please contact our after-sales service team. We are committed to providing support and aim to reply within 24 hours. When contacting support, please describe your problem clearly to facilitate a quick resolution.

Related Documents - W221-B

	<p>Yeehung YH-7102 Installation Manual for Mercedes W204 (2008-2010)</p> <p>Detailed installation manual for the Yeehung YH-7102 Android head unit, compatible with Mercedes-Benz W204 models from 2008-2010. Includes wiring diagrams and step-by-step visual guides.</p>
	<p>Yeehung YH-7112/7612/7L12 Installation Manual for Mercedes-Benz C-Class W204</p> <p>Step-by-step installation guide and wiring diagram for the Yeehung YH-7112/7612/7L12 Android/Linux multimedia system for Mercedes-Benz C-Class W204 (2012-2015) NTG4.5 systems.</p>
	<p>YEEHUNG Installation Manual for Mercedes-Benz C Class W205 (2016-2019) NTG5.0 System</p> <p>Comprehensive installation guide for the YEEHUNG YH-7118/7618/7L18 Android/Linux infotainment system, designed for Mercedes-Benz C Class W205 models (2016-2019) with NTG5.0 system. Includes detailed wiring diagrams and step-by-step visual instructions.</p>
	<p>YEEHUNG Android Car Multimedia User Manual</p> <p>User manual for the YEEHUNG Android Car Multimedia system, covering installation, features, settings, and troubleshooting.</p>
	<p>Mercedes-Benz W221, W204, W212 Multimedia Video Interface User Manual</p> <p>Comprehensive user and installation manual for the Mercedes-Benz W221, W204, and W212 multimedia video interface. Covers specifications, wiring, DIP switch settings, OSD functions, and installation guides.</p>
	<p>Odometer Correction Guide for Mercedes W221 S-Class and W216 CL</p> <p>Comprehensive guide to performing odometer correction on Mercedes-Benz W221 S-Class and W216 CL vehicles using Abritus Commander software. Learn to back up data, modify service history, and update odometers across multiple control units.</p>

