

Manuals+

[Q & A](#) | [Deep Search](#) | [Upload](#)

[manuals.plus](#) /

› [vidaXL](#) /

› [vidaXL 2X 5-Layer Heavy-Duty Shelves Industrial Storage Rack User Manual](#)

vidaXL 3154204

vidaXL 2X 5-Layer Heavy-Duty Shelves User Manual

Model: 3154204

1. PRODUCT OVERVIEW

Thank you for choosing the vidaXL 2X 5-Layer Heavy-Duty Shelves. These industrial-grade storage racks are designed for both residential and commercial use, offering robust storage solutions. Each unit features five height-adjustable shelves, constructed from galvanized steel frames and engineered wood boards, ensuring durability and stability.



2. SAFETY INFORMATION

Please read all safety instructions carefully before assembly and use. Failure to follow these instructions may result in injury or damage to the product.

- **Warning:** To prevent overturning, this product **must** be used with a wall attachment device. The wall attachment device is not included in the delivery.
- Ensure the shelving unit is placed on a flat, stable surface.
- Distribute weight evenly across shelves. Do not exceed the maximum weight capacity per shelf.
- Keep children away from the shelving unit during assembly and ensure it is securely installed before use.
- Do not climb on the shelving unit.

3. PACKAGE CONTENTS

Verify that all components are present before beginning assembly. The delivery contains:

- 2 x Shelf Units (each unit includes steel frames, engineered wood boards, and plastic foot caps)
- Assembly Manual (included in the box)

Note: Wall attachment devices are not included and must be acquired separately.

4. ASSEMBLY INSTRUCTIONS

These shelving units feature a boltless design for straightforward assembly. Refer to the detailed assembly manual provided in the box for step-by-step instructions.

Key Assembly Features:

- **Boltless Assembly:** No screws or bolts are required for assembly, simplifying the process.
- **Height-Adjustable Shelves:** The five shelves can be adjusted to various heights to accommodate different item sizes.
- **Convertible Design:** Each full-height shelf unit can be dismantled and reassembled into two separate, smaller racks (e.g., two half-height units or a workbench configuration).



Image 4.1: Illustration of the shelving unit's flexible configuration options.

Assembly Tips:

1. Lay out all components on a clean, flat surface before starting.
2. Follow the sequence of steps in the provided manual to ensure structural integrity.
3. Use a rubber mallet (not included) to gently tap components into place for a secure fit, if necessary.
4. Once assembled, ensure the unit is stable and then secure it to a wall using appropriate wall attachment devices (not supplied).

5. USAGE

These heavy-duty shelves are designed for organizing various items in workshops, warehouses, garages, or homes. Their robust construction allows for significant storage capacity.

- **Load Capacity:** Each individual shelf has a maximum weight capacity of 584.2 lb (265 kg). The total weight capacity per rack is 2921.1 lb (1325 kg).
- **Weight Distribution:** Always distribute items evenly across the shelves to maintain stability and prevent overloading any single point.
- **Adjustable Shelves:** Adjust the shelf heights as needed to optimize storage for items of different sizes.

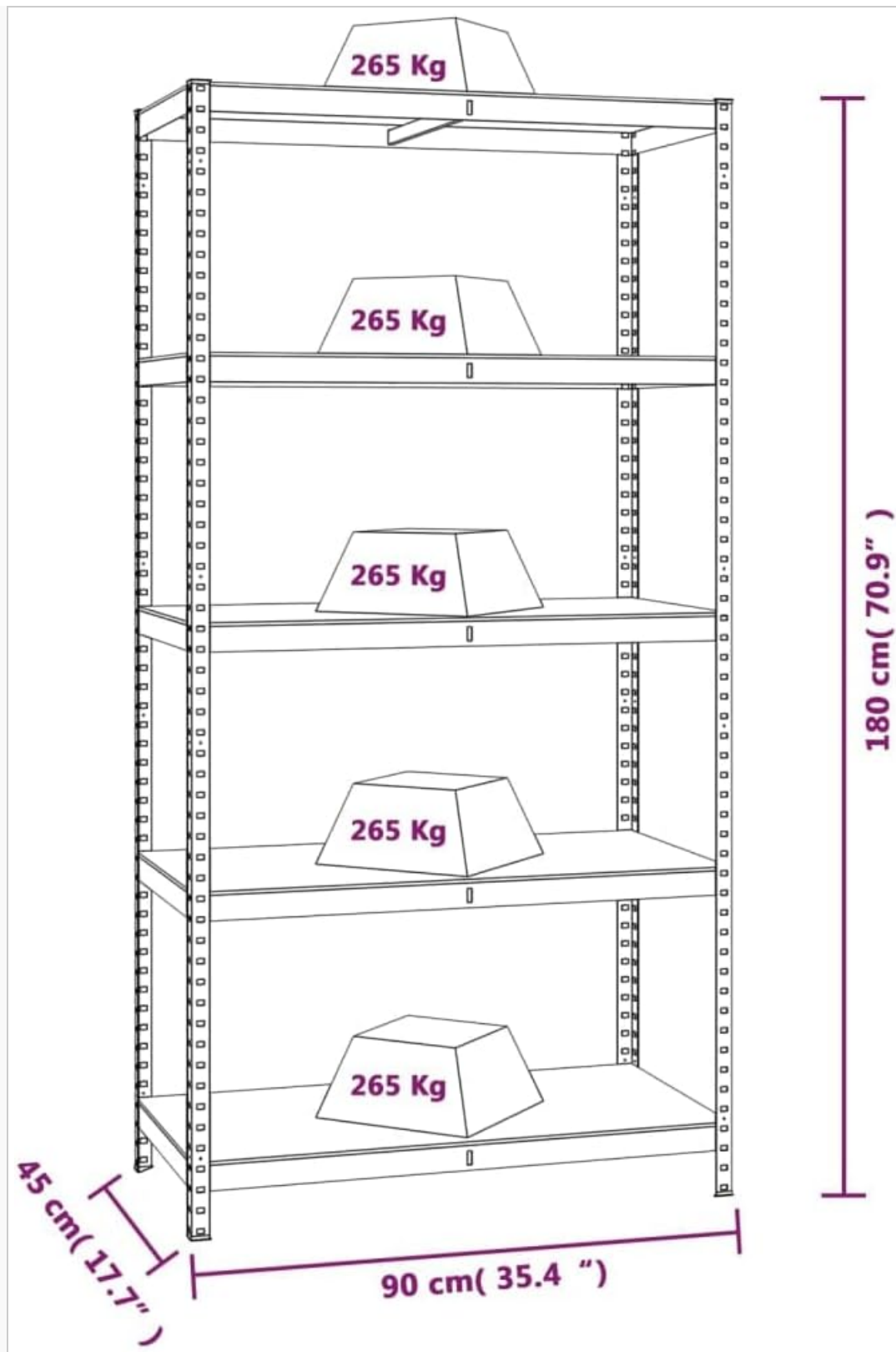


Image 5.1: Dimensions and individual shelf load capacity of the vidaXL shelving unit.

6. MAINTENANCE

Proper maintenance will ensure the longevity and continued performance of your shelving units.

- **Cleaning:** Wipe the surfaces with a dry cloth to remove dust and debris. Avoid using harsh chemicals or abrasive cleaners that could damage the galvanized steel or engineered wood.
- **Inspection:** Periodically check all connections to ensure they remain secure. Re-tighten or re-seat components if any looseness is detected.

- **Rust Prevention:** The galvanized steel is anti-rust, but avoid prolonged exposure to excessive moisture to maintain its condition.



Image 6.1: Detail of the galvanized steel frame construction.

7. TROUBLESHOOTING

If you encounter any issues with your shelving unit, consider the following:

- **Instability:** Ensure all components are fully engaged and properly assembled. Verify the unit is on a level surface. Confirm it is securely attached to a wall as per safety instructions.
- **Difficulty Assembling:** Refer to the detailed assembly manual. Ensure components are oriented correctly. A rubber mallet can assist in seating parts firmly.
- **Damaged Parts:** If any parts are damaged upon arrival, do not proceed with assembly. Contact vidaXL customer support for assistance.

8. SPECIFICATIONS

Feature	Detail
Model Number	3154204
Quantity	2 Shelf Units

Feature	Detail
Color	Gray
Material	Galvanized Steel, Engineered Wood
Overall Dimensions (L x W x H)	35.4" x 17.7" x 70.9" (90 cm x 45 cm x 180 cm)
Engineered Wood Board Thickness	0.2" (0.5 cm)
Steel Thickness	0.03" (0.07 cm)
Weight Capacity per Shelf	584.2 lb (265 kg)
Total Weight Capacity per Rack	2921.1 lb (1325 kg)
Number of Shelves	5 (height-adjustable)
Assembly Required	Yes (Boltless assembly)
Special Features	Anti-rust galvanized steel, plastic foot caps, convertible to two smaller racks, reinforcement bar for each layer
Product Care	Wipe with dry cloth

9. WARRANTY AND SUPPORT


For warranty information, product support, or to inquire about replacement parts, please contact vidaXL customer service. Refer to your purchase documentation or the vidaXL website for contact details.

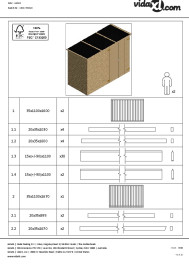
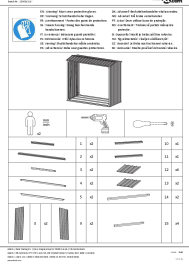

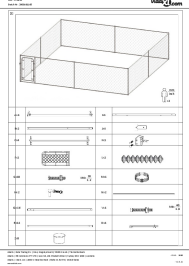
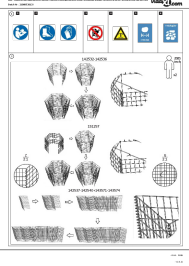
Online Support: Visit the official vidaXL website for FAQs and support resources.

Contact: For direct assistance, please use the contact information provided with your purchase or on the vidaXL brand store page: [vidaXL Store](#)

© 2023 vidaXL. All rights reserved.

Related Documents - 3154204

	<p>VidaXL Extended Producer Responsibility (EPR) Guide</p> <p>Learn about VidaXL's commitment to Extended Producer Responsibility (EPR) for EEE and textile waste. Discover recycling information, obligations, and partners.</p>
---	---

	<p>vidaXL Garden Shed Assembly Instructions</p> <p>Comprehensive assembly instructions for the vidaXL Garden Shed, including a parts list and step-by-step visual guides. SKU: 46363.</p>
	<p>vidaXL Garden Shed Assembly Instructions and Safety Guide</p> <p>Comprehensive guide for assembling and safely using your vidaXL garden shed, including parts list, step-by-step instructions, and important safety precautions.</p>
	<p>vidaXL Storage Shed Assembly Instructions</p> <p>A comprehensive guide for assembling your vidaXL storage shed, detailing parts, safety measures, and step-by-step construction. Includes all necessary components and tools for building your outdoor storage solution.</p>
	<p>vidaXL Outdoor Dog Kennel Assembly Instructions - SKU 170820</p> <p>Comprehensive assembly instructions for the vidaXL Outdoor Dog Kennel (SKU 170820), detailing safety precautions, a complete parts list, and step-by-step guidance for building a secure and durable enclosure for your pet.</p>
	<p>VidaXL Gabion Installation and Safety Guide</p> <p>This comprehensive guide from vidaXL provides essential safety warnings and step-by-step assembly instructions for gabion structures, ensuring proper installation and use. Covers multiple languages.</p>