

Wogree S60

Wogree 16-inch Small Soundbar User Manual

Model: S60

INTRODUCTION

Thank you for choosing the Wogree 16-inch Small Soundbar. This compact and versatile sound system is designed to significantly enhance your audio experience, whether for your television, computer, or mobile devices. With multiple connectivity options and optimized sound modes, it delivers clear and powerful audio in small to medium-sized spaces. Please read this manual carefully before using the product to ensure proper operation and to maximize its performance.

PACKAGE CONTENTS

Before proceeding with the setup, please verify that all items listed below are included in your package:

- 1 x Wogree 16-inch Soundbar
- 1 x 3.5mm to 3.5mm Audio Cable
- 1 x Power Adapter
- 1 x Remote Control
- 1 x Optical Cable
- 1 x User Manual (this document)
- 1 x Quick Start Guide

PACKAGE DETAIL



1 * 3.5mm to 3.5mm Audio Cable



1 * Power Adapter




1 * Remote



1 * Optical Cable



1 * User Manual



1 * Quick Start Guide

Figure 1: Contents of the Wogree Soundbar package.

PRODUCT OVERVIEW

The Wogree S60 Soundbar is engineered for superior audio performance in a compact design. Its 16-inch length makes it ideal for placement in front of smaller TVs or monitors without obstructing the screen or IR receiver.

Powerful Audio Output

Equipped with two full-range drivers, the soundbar delivers a powerful and clear audio experience, significantly improving upon standard TV speakers.



Small but Powerful

2 full range speakers deliver excellent sound

Figure 2: Internal view highlighting the soundbar's full-range speakers.

Versatile Connectivity

The soundbar offers multiple input options to connect to a wide range of devices:

- **Bluetooth 5.0:** For wireless connection to smartphones, tablets, and other Bluetooth-enabled devices.
- **Optical:** For high-quality digital audio connection to TVs and other optical output devices.
- **AUX (3.5mm):** For analog audio connection to devices with a headphone jack.
- **USB:** For playing audio files directly from a USB drive.



Wireless Input

Bluetooth 5.0 compatible with almost all your bluetooth device

Figure 3: Wireless Bluetooth connectivity.

Wired Input

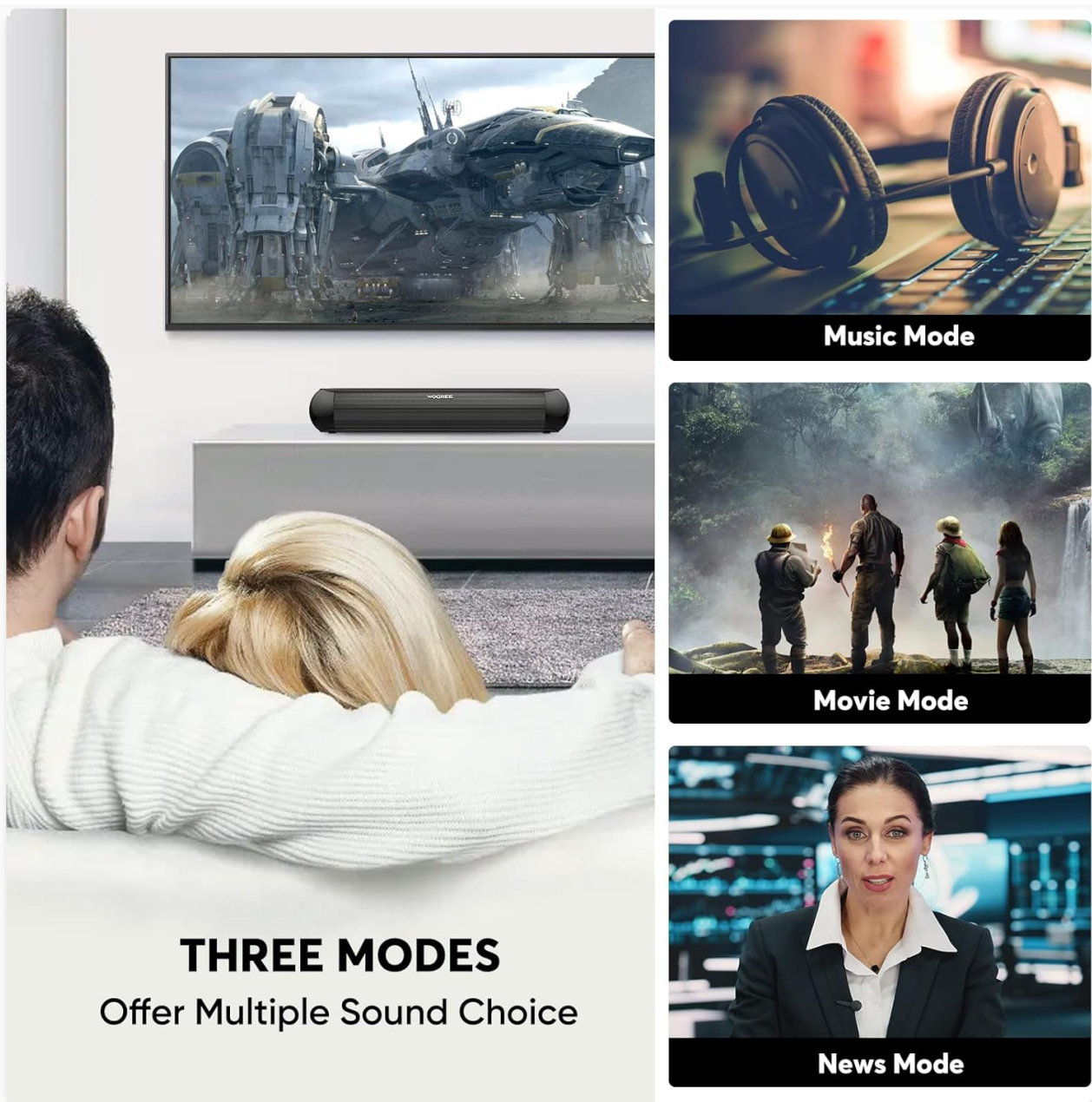


Figure 4: Wired input ports (DC, Optical, AUX, USB).

Optimized Sound Modes

The soundbar features three equalizer modes to tailor the audio output to your content:

- **Music Mode:** Produces powerful bass for an immersive musical experience.
- **Movie Mode:** Provides surround sound effects for a cinematic feel.
- **News Mode:** Enhances vocal clarity, making dialogue easier to understand.



THREE MODES

Offer Multiple Sound Choice

Figure 5: Soundbar's three equalizer modes.

Compact Design for Small Spaces

Its small footprint makes it perfect for bedrooms, living rooms, kitchens, and other areas where space is limited.




Figure 6: Soundbar placement in various small spaces.

SETUP

Follow these steps to set up your Wogree Soundbar:

1. **Placement:** Place the soundbar on a stable, flat surface in front of your TV or monitor. Ensure it does not block the TV's IR receiver.
2. **Power Connection:** Connect the power adapter to the DC input port on the back of the soundbar and then plug the adapter into a wall outlet. The LED display will light up.
3. **Audio Connection:** Choose one of the following methods to connect your audio source:
 - **Optical Connection (Recommended for TV):** Connect one end of the optical cable to the OPTICAL port on the soundbar and the other end to the Optical Digital Audio Out port on your TV. Select 'Optical' input on the soundbar using the remote or buttons.
 - **AUX Connection:** Connect one end of the 3.5mm audio cable to the AUX port on the soundbar and the other end to the headphone jack or AUX output on your device (e.g., TV, phone, computer). Select 'AUX' input.

- **USB Connection:** Insert a USB flash drive containing audio files into the USB port on the soundbar. The soundbar will automatically switch to USB mode and begin playback.
- **Bluetooth Connection:** See the 'Operating Instructions - Bluetooth Pairing' section for detailed steps.

OPERATING INSTRUCTIONS

Power On/Off

Press the Power button on the remote control or the soundbar to turn the unit on or off.

Input Selection

Press the 'Input' or 'Mode' button on the remote control or the soundbar to cycle through the available input modes: Bluetooth (BT), Optical (OPT), AUX, and USB. The selected mode will be displayed on the LED screen.

Bluetooth Pairing

1. Turn on the soundbar and switch to Bluetooth mode (BT). The 'BT' indicator on the LED display will flash, indicating it's in pairing mode.
2. Enable Bluetooth on your device (smartphone, tablet, computer).
3. Search for 'S60' in the list of available Bluetooth devices and select it to pair.
4. Once successfully paired, the 'BT' indicator will stop flashing and remain solid. You can now play audio from your device through the soundbar.

Volume Control

Use the Volume Up (+) and Volume Down (-) buttons on the remote control or the soundbar to adjust the volume level.

Sound Mode Selection

Press the 'EQ' button on the remote control to cycle through the three sound modes: Music, Movie, and News. The selected mode will be indicated on the LED display.

Remote Control Functions

The included remote control allows for convenient operation of the soundbar. Ensure the remote is pointed towards the soundbar's front panel. If the remote is unresponsive, press any button once to 'wake up' the device, then press again for the desired function.

MAINTENANCE

To ensure the longevity and optimal performance of your Wogree Soundbar, follow these maintenance guidelines:

- **Cleaning:** Use a soft, dry cloth to wipe the surface of the soundbar. Do not use liquid cleaners or abrasive

materials, as they may damage the finish.

- **Storage:** When not in use for extended periods, store the soundbar in a cool, dry place away from direct sunlight and extreme temperatures.
- **Ventilation:** Ensure proper ventilation around the soundbar to prevent overheating. Do not block any ventilation openings.
- **Handling:** Handle the soundbar with care. Avoid dropping it or subjecting it to strong impacts.

TROUBLESHOOTING

If you encounter any issues with your Wogree Soundbar, please refer to the following common problems and solutions:

Problem	Possible Cause	Solution
No sound from the soundbar.	<ul style="list-style-type: none">• Soundbar is not powered on.• Incorrect input mode selected.• Volume is too low or muted.• Audio cable is not connected properly or is faulty.• TV/device audio output settings are incorrect.	<ul style="list-style-type: none">• Ensure the soundbar is plugged in and powered on.• Press the 'Input' or 'Mode' button to select the correct input (BT, OPT, AUX, USB).• Increase the volume using the remote or soundbar buttons. Check if the soundbar is muted.• Reconnect the audio cable securely. Try a different cable if available.• On your TV/device, ensure the audio output is set to the correct external speaker option (e.g., PCM for Optical).
Bluetooth pairing fails.	<ul style="list-style-type: none">• Soundbar is not in pairing mode.• Device Bluetooth is off or too far.• Interference from other devices.	<ul style="list-style-type: none">• Ensure the soundbar is in Bluetooth mode and 'BT' is flashing on the LED display.• Make sure your device's Bluetooth is enabled and within 10 meters (33 feet) of the soundbar.• Turn off other Bluetooth devices nearby. Try unpairing and re-pairing.
Remote control is not working.	<ul style="list-style-type: none">• Batteries are low or incorrectly inserted.• Obstruction between remote and soundbar.• Remote needs to be 'woken up'.	<ul style="list-style-type: none">• Replace the batteries with new ones and ensure correct polarity.• Remove any obstructions. Ensure you are within range and pointing directly at the soundbar.• Press any button once to activate the remote, then press the desired function button.

Problem	Possible Cause	Solution
Sound is distorted or has static.	<ul style="list-style-type: none"> Volume is too high. Poor cable connection. Source audio quality is low. 	<ul style="list-style-type: none"> Lower the volume. Check and re-secure all audio cable connections. Try a different audio source to determine if the issue is with the soundbar or the source device.

If the problem persists after trying these solutions, please contact customer support for further assistance.

SPECIFICATIONS

Feature	Detail
Model Name	S60
Brand	Wogree
Dimensions (L x W x H)	39.88 x 6.35 x 6.86 cm (approx. 15.7 x 2.5 x 2.7 inches)
Weight	998 grams (approx. 2.2 lbs)
Max Speaker Output Power	20 Watts
Connectivity Technology	Bluetooth 5.0, Optical, AUX (3.5mm), USB
Audio Output Mode	Surround
Mounting Type	Tabletop
Speaker Type	Surround Sound
Special Feature	Amplifier
Compatible Devices	TVs, Tablets, Projectors, Personal Computers, Phones
First Available Date	December 23, 2022

Note: The 'Subwoofer Diameter: 16 inch' specification refers to the overall length of the soundbar, not a separate subwoofer component.

WARRANTY AND SUPPORT

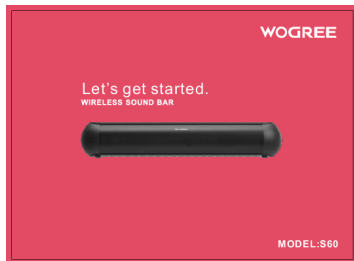
Wogree is committed to providing high-quality products and excellent customer service. Your Wogree Soundbar comes with the following:

- **1-Year Warranty:** Covers manufacturing defects and malfunctions under normal use.
- **45-Day Money-Back Guarantee:** If you are not satisfied with your purchase, you may return it within 45 days for a full refund.
- **Lifetime Technical Support:** Our dedicated support team is available to assist you with any technical questions or issues you may encounter throughout the product's lifespan.

For warranty claims, technical assistance, or any other inquiries, please contact our customer support team through the retailer's platform or the official Wogree website.

© 2023 Wogree. All rights reserved.

Documents - Wogree – S60




[\[pdf\]](#) User Manual Installation Guide Instructions Accessories

S60 M manual cdr Administrator User SHENZHEN WOPET SMART TECHNOLOGY CO LTD 2 0 CH Soundbar Speaker System 2A6KK 2A6KKS60 s60

Let s get started. MODEL **S60** Important Safety Instructions 1. Read these Instructions. 2. Keep these Instructions. 3. Heed all Warnings. 4. Follow all instructions. 5. Do not use this apparatus near water. 6. Clean only with a dry cloth. 7. Do not block any ventilation openings. Install in accordan...

lang:en **score:25** filesize: 1.83 M page_count: 18 document date: 2022-09-29



[WOGREE S60 2.0 CH Soundbar Speaker System Test Report - Antenna Performance](#)

Official test report for the WOGREE S60 2.0 CH Soundbar Speaker System, detailing antenna performance including gain, efficiency, and radiation patterns as per ANSI/IEEE Std 149-1979.

lang:en **score:21** filesize: 691.57 K page_count: 13 document date: 2022-10-26