

MineCtrl ZB-H290020A-C

MineCtrl ZB-H290020A-C Recliner Power Supply Instruction Manual

Model: ZB-H290020A-C

1. INTRODUCTION

Thank you for choosing the MineCtrl ZB-H290020A-C AC/DC Switching Power Supply Transformer. This power supply is designed to provide reliable power for various reclining furniture, including power recliners, lift chairs, and adjustable desks. This manual provides essential information for safe installation, operation, and maintenance of your new power supply.



Figure 1: Universal application of the power supply for reclining furniture.

2. PRODUCT OVERVIEW

2.1 Components

The MineCtrl ZB-H290020A-C power supply includes the following:

- MineCtrl ZB-H290020A-C Power Supply Unit
- Integrated AC power cord with standard wall plug

- Integrated DC output cable with 2-pin straight connector



Figure 2: MineCtrl ZB-H290020A-C Power Supply Unit.

2.2 Key Features

- **Wide Compatibility:** Compatible with various brands including Okin, Kaidi, Limoss, Pride, Golden, Lazboy, Flexsteel, Ashley, Room to Go, Berklene, Med-lift, and Tranquil Ease Lift Chairs, Cheers electric sofas, and Power Recliner Motors with a 2-pin flat round connection.
- **Safety Certifications:** UL, EMC, and CP65 Certified, ensuring reliability and durability.
- **Multiple Protections:** Features over-load, over-current, over-voltage, over-heat, and short-circuit protection.
- **Durable Construction:** Equipped with UL recognized 6.6ft, AWG 20 wire cords.
- **Secure Connection:** 2-pin connector with a cover design for a tighter and stronger connection.

Wide Use in Reclining Furniture



Lift Chair



Recliner



Adjustable Bed



Adjustable Desk



Figure 3: Wide compatibility with reclining furniture.

Multiple Protection and UL Listed



Figure 4: Multiple protection features and UL listing.

3. TECHNICAL SPECIFICATIONS

Specification	Value
Model Number	ZB-H290020A-C
Input Voltage	AC 100-240V, 50/60Hz, 1.6A
Output Voltage	DC 29V, 2.0A
Wattage	58 watts
Connector Type	2-Pin Flat Round (Straight Connection)
Cord Length	6.6 ft (UL recognized AWG 20 wire)
Certifications	UL, EMC, CP65, CE, FCC
Product Dimensions	5.91 x 2.95 x 2.56 inches

Specification	Value
Item Weight	8.4 ounces

4. SAFETY INFORMATION

Please read and understand all safety instructions before using this product. Failure to follow these instructions may result in electric shock, fire, or serious injury.

- Do not expose the power supply to rain or moisture.
- Do not disassemble or modify the power supply.
- Ensure the power supply is connected to a properly grounded outlet.
- Avoid placing the power supply in areas with poor ventilation or near heat sources.
- Keep out of reach of children.
- Disconnect power before cleaning or performing any maintenance.
- Verify that the input and output specifications match your device's requirements before connecting.

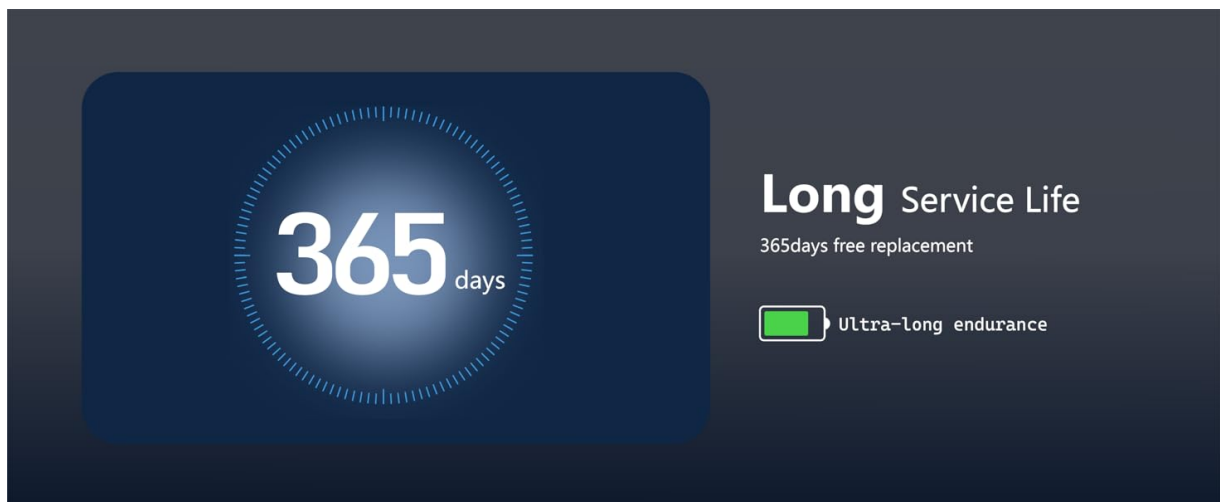


Figure 5: The 6-point safety system for enhanced protection.

5. SETUP AND INSTALLATION

Follow these steps to correctly install your MineCtrl power supply:

1. **Verify Compatibility:** Ensure your reclining furniture or device requires a 29V 2A DC power supply with a 2-pin flat round connector.
2. **Unpack:** Carefully remove the power supply from its packaging.
3. **Connect to Device:** Locate the power input port on your recliner, lift chair, or adjustable desk. Insert the 2-pin DC connector from the MineCtrl power supply into this port. Ensure a firm and secure connection.
4. **Secure the Connector (if applicable):** If your device or the power supply connector has a cover or locking mechanism, fasten it to ensure the connection remains tight and secure.
5. **Connect to Power Outlet:** Plug the AC power cord of the power supply into a standard 100-240V wall outlet.
6. **Power On:** Once connected, the power supply is ready for use. The indicator light on the power supply unit should illuminate (if present), indicating it is receiving power.

2-Pin with Cover design



**2-Pin with Cover Design
Tighter and Stronger**




Figure 6: The 2-pin connector with cover design for secure attachment.

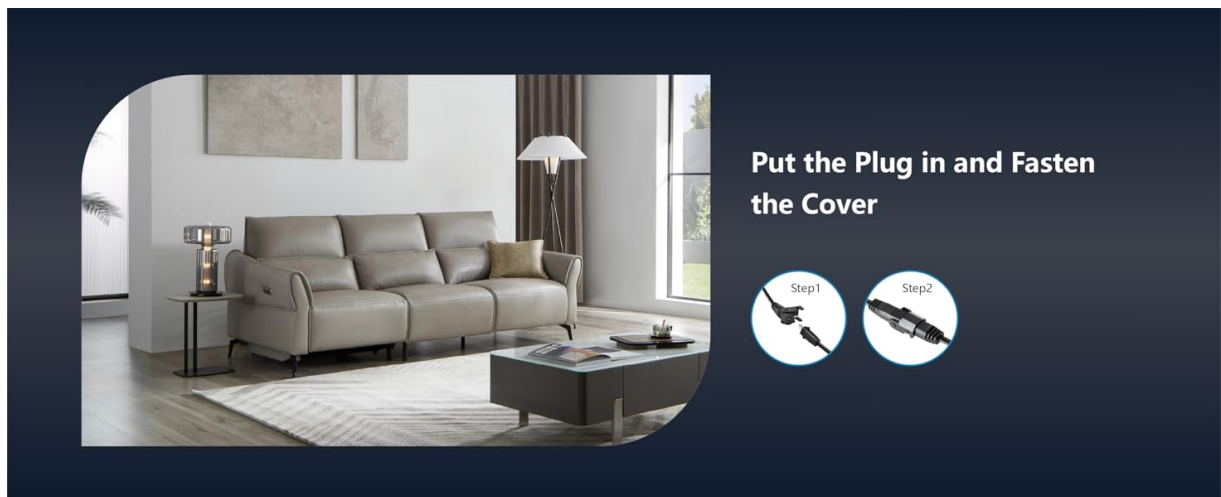


Figure 7: Visual guide for connecting the plug and fastening the cover.

6. OPERATION

Once properly installed, the MineCtrl ZB-H290020A-C power supply operates automatically. It provides continuous power to your compatible reclining furniture or device. Simply use your furniture's controls (e.g., remote, buttons) as you normally would to operate its functions.

- Ensure the power supply is always plugged into a live electrical outlet when the device is in use or requires power.
- If your furniture has a battery backup system, the power supply will charge the battery while providing power to the furniture.

7. MAINTENANCE AND CARE

To ensure the longevity and optimal performance of your power supply, follow these maintenance guidelines:

- **Cleaning:** Disconnect the power supply from the wall outlet and the device before cleaning. Use a soft, dry cloth to wipe the exterior. Do not use liquid cleaners or abrasive materials.
- **Storage:** When not in use for extended periods, store the power supply in a cool, dry place, away from direct sunlight and extreme temperatures.
- **Cable Management:** Avoid kinking, twisting, or placing heavy objects on the power cords. Regularly inspect cords for any signs of damage.
- **Ventilation:** Ensure the power supply unit has adequate ventilation and is not covered, as this can lead to overheating.

8. TROUBLESHOOTING

If you encounter issues with your power supply, refer to the table below for common problems and solutions:

Problem	Possible Cause	Solution
Device not receiving power	Power supply not plugged in; loose connection; faulty outlet; power supply failure.	Check AC and DC connections. Try a different wall outlet. Ensure the outlet is functional. If issues persist, contact customer support.
Indicator light is off	No power input; internal fault.	Verify the power supply is securely plugged into a live outlet. If the light remains off, the unit may be faulty.
Device operates intermittently	Loose connection; power fluctuations; device motor issue.	Ensure all connections are tight. Test the power supply with another compatible device if possible. Consult your furniture's manual for motor troubleshooting.
Power supply feels hot	Overload; poor ventilation; normal operation (slight warmth).	Ensure adequate ventilation around the unit. Disconnect for a few minutes to cool down. If it's excessively hot or emits smoke/odor, unplug immediately and contact support.

If the problem persists after attempting these solutions, please contact MineCtrl customer support for further assistance.

9. WARRANTY AND CUSTOMER SUPPORT

9.1 Warranty Information

The MineCtrl ZB-H290020A-C Power Supply comes with a **2-year, hassle-free replacement warranty** from the date of purchase. This warranty covers manufacturing defects and ensures product reliability.

Please retain your proof of purchase for warranty claims.

9.2 Customer Support

Your satisfaction is our priority. For any product support, technical assistance, or warranty inquiries, please contact MineCtrl customer support through the retailer's platform or visit the official MineCtrl store online.

We are dedicated to providing premium quality and cost-effective recliner replacement parts.

© 2023 MineCtrl. All rights reserved.