

MOFII SK-646BT

MOFII Candy BT Wireless Keyboard User Manual

Model: SK-646BT

1. INTRODUCTION

This manual provides comprehensive instructions for the MOFII Candy BT Wireless Keyboard, model SK-646BT. It covers setup, operation, maintenance, and troubleshooting to ensure optimal performance and user experience. Please read this manual thoroughly before using the product.



Image 1.1: Top-down view of the MOFII Candy BT Wireless Keyboard, showcasing its colorful, rounded keycaps and compact design.

2. PACKAGE CONTENTS

Please verify that all items are present in the package:

- MOFII Candy BT Wireless Keyboard (SK-646BT)
- USB Cable (for charging/power, if applicable)
- User Manual (this document)

3. SETUP

3.1. Battery Installation / Charging

The MOFII Candy BT Wireless Keyboard is battery-powered. Ensure the keyboard is charged or has fresh batteries installed before first use.

1. Locate the battery compartment on the underside of the keyboard.
2. Insert the required batteries (typically AAA, check compartment for specifics) ensuring correct polarity. If rechargeable, connect the provided USB cable to the keyboard's charging port and a power source.
3. Close the battery compartment cover.

3.2. Bluetooth Pairing

Follow these steps to connect your keyboard via Bluetooth:

1. Turn on the keyboard using the power switch, usually located on the back or side. An indicator light may flash to show it's in pairing mode.
2. On your device (laptop, tablet, smartphone), navigate to the Bluetooth settings.
3. Enable Bluetooth and search for available devices.
4. Select "MOFII SK-646BT" or a similar name from the list of found devices.
5. If prompted, enter the pairing code displayed on your screen using the keyboard and press **Enter**.
6. Once paired, the indicator light on the keyboard will typically stop flashing and remain solid or turn off, indicating a successful connection.



Image 3.1: The MOFII Candy BT Wireless Keyboard positioned with a laptop and smartphone, illustrating its multi-device compatibility.

4. OPERATING INSTRUCTIONS

4.1. Basic Usage

Once connected, the keyboard functions like a standard QWERTY keyboard. Simply type as you normally would. The rounded keycaps are designed for comfortable typing.

4.2. Function Keys (Fn)

The keyboard features multimedia and system function keys, accessible by pressing the **Fn** key in combination with the F1-F12 keys or other designated keys. Refer to the keycap legends for specific functions.

- **Fn + F1-F12:** Typically control media playback, volume, screen brightness, and other system functions. The exact functions may vary slightly depending on your operating system.
- **Caps Lock:** Toggles uppercase and lowercase letters. An indicator light on the keyboard may illuminate when Caps Lock is active.
- **Num Lock:** Toggles the numeric keypad functionality.



Image 4.1: A detailed close-up of the MOFII Candy BT Wireless Keyboard's keycaps, highlighting the colorful design and key legends, including function keys.

5. MAINTENANCE

5.1. Cleaning

To maintain the keyboard's appearance and functionality:

- Disconnect the keyboard from your device and turn it off before cleaning.
- Use a soft, lint-free cloth slightly dampened with water or a mild cleaning solution to wipe the surface.
- For dust and debris between keys, use compressed air or a soft brush.
- Avoid using harsh chemicals, abrasive cleaners, or excessive moisture.

5.2. Storage

When not in use for extended periods, turn off the keyboard and store it in a cool, dry place away from direct sunlight and extreme temperatures.

6. TROUBLESHOOTING

If you encounter issues with your MOFII Candy BT Wireless Keyboard, refer to the following common

solutions:

Problem	Possible Solution
Keyboard does not turn on.	<ul style="list-style-type: none">◦ Ensure batteries are correctly installed or the keyboard is charged.◦ Check if the power switch is in the "ON" position.
Cannot pair via Bluetooth.	<ul style="list-style-type: none">◦ Make sure the keyboard is in pairing mode (indicator light flashing).◦ Ensure Bluetooth is enabled on your device.◦ Move the keyboard closer to your device.◦ Remove previous pairings of the keyboard from your device's Bluetooth list and try pairing again.◦ Restart both the keyboard and your device.
Keys are not responding.	<ul style="list-style-type: none">◦ Check battery level.◦ Ensure the keyboard is successfully paired and connected.◦ Try reconnecting the Bluetooth connection.◦ Test the keyboard on another device to rule out device-specific issues.







7. SPECIFICATIONS


Key technical details for the MOFII Candy BT Wireless Keyboard (SK-646BT):

- **Brand:** MOFII
- **Model:** SK-646BT
- **Connectivity Technology:** Bluetooth
- **Compatible Devices:** Laptop, PC, Tablet, Smartphone (Bluetooth-enabled devices)
- **Keyboard Description:** Wireless
- **Color:** Blue (as per product variant)
- **Power Source:** Battery Powered
- **Switch Type:** Mechanical
- **Keyboard Layout:** QWERTY
- **Hand Orientation:** Ambidextrous
- **ASIN:** B0BNBYKLL9

8. WARRANTY AND SUPPORT

MOFII products are designed for reliability and performance. For warranty information, please refer to the warranty card included with your purchase or visit the official MOFII website. For technical support or further assistance, please contact MOFII customer service through their official channels. Please retain your proof of purchase for warranty claims.

	<p>MOFII SK-646BT Bluetooth & 2.4GHz Auto-Link Keyboard User Manual</p> <p>User guide for the MOFII SK-646BT keyboard, detailing battery installation, Bluetooth and 2.4GHz connectivity, multimedia hotkeys, and FCC compliance information.</p>
	<p>MOFii BT-308 2.4GHz + Bluetooth Numeric Keypad User Manual</p> <p>User manual for the MOFii BT-308 dual-mode numeric keypad, covering features, setup, pairing instructions for 2.4GHz and Bluetooth, LED indicators, and troubleshooting. Compatible with Windows and macOS.</p>
	<p>MOFII ANNI BT + Wireless Dual-Mode Keyboard Instruction Manual</p> <p>Instruction manual for the MOFII ANNI BT + Wireless Dual-Mode Keyboard, detailing installation, features, connectivity (Bluetooth and 2.4G), multimedia keys, system compatibility, and FCC compliance.</p>
	<p>SK-623 Wired Keyboard Instruction Manual</p> <p>Instruction manual for the SK-623 Wired Keyboard, detailing hardware basics, multimedia hotkeys, safety instructions, and package contents.</p>
	<p>SMK-676367AG RF2.4GHz Auto-Link Keyboard & Mouse Instruction Manual</p> <p>Instruction manual for the SMK-676367AG RF2.4GHz Auto-Link Keyboard and Optical Mouse, covering battery installation, receiver connection, power-saving features, FN+ functions, and troubleshooting.</p>
	<p>MOFII Baby Bear Wireless Keyboard and Mouse Set User Manual</p> <p>User manual for the MOFII Baby Bear wireless keyboard and mouse set, providing instructions on package contents, installation, product description, and FCC compliance.</p>




[pdf]

Mofii Klawiatura bezprzewodowa Candy BT Instrukcja obsługi pol MOFII vezeték nélküli billentyűzet rózsaszín 43238 24359 6e38a4b785143078ec09617e1b95977c puputeve hu media wysiwyg attachments |||

Klawiatura Bezprzewodowa MOFII CANDY BT Model:**SK-646BT** Instrukcja obsługi Instalowanie baterii: Klawiatura bezprzewodowa RF2,4GHz korzysta z dwch baterii alkalicznych AAA. Krok 1: Zdejmij pokryw komory baterii na spodzie klawiatury ciskajc pokryw aby j otworzy. Krok2: Wl baterie wewntrz komory ba...

lang:tl score:37 filesize: 590.65 K page_count: 6 document date: 2024-02-14




[pdf]

Használati utasítás hun MOFII Candy BT vezeték nélküli billentyűzet rózsaszín 11844 24359 905e090277263cd3be8c8a8122a11ae7 puputeve hu media wysiwyg attachments |||

Vezetk nlkli billentyzet MOFII CANDY BT Model**SK-646BT** Bluetooth i 2.4GHz Auto-Link Az RF2,4 GHz-es vezetk nlkli billentyzet kt AAA alkli elemet használ. Step1 :Tvoltsa el a billentyzet aljn lv elemtart fedelet a billentyzet aljn lv a fedelet a kinyitshoz. Step2 :Helyezze be az elemeket az elemta...

lang:no score:31 filesize: 8 M page_count: 10 document date: 2022-08-02



[MOFII SK-646BT Wireless Bluetooth Keyboard EMC Test Report](#)

Technical test report for the MOFII SK-646BT Wireless Bluetooth Keyboard, detailing compliance with ARIB STD T-66 Ver.3.7 for electromagnetic compatibility. Includes test results, standards, and laboratory details from SHENZHEN TIMEWAY TESTING LABORATORIES.

lang:no score:12 filesize: 1.75 M page_count: 68 document date: 2020-07-07