

Astrum A10536-B

Astrum ANC True Wireless Bluetooth Earbuds

Model: ET360 (A10536-B)

1. INTRODUCTION

Thank you for choosing the Astrum ANC True Wireless Bluetooth Earbuds. This manual provides detailed instructions on how to set up, operate, and maintain your earbuds to ensure optimal performance and longevity. Please read this manual carefully before using the product.

2. PACKAGE CONTENTS

- Astrum ANC True Wireless Bluetooth Earbuds (Left and Right)
- Charging Case
- USB Charging Cable
- User Manual
- Multiple sizes of ear tips (S, M, L)

3. PRODUCT OVERVIEW

Familiarize yourself with the components of your Astrum earbuds and charging case.



Figure 3.1: Earbuds placed inside the open charging case, showing the charging contacts and LED indicators.



Figure 3.2: Close-up view of the individual left and right earbuds, highlighting their ergonomic design and touch control areas.

4. CHARGING YOUR EARBUDS AND CASE

The charging case has an internal battery that can charge the earbuds multiple times. Ensure both the earbuds and the case are fully charged before first use.

4.1 Charging the Earbuds

1. Place the earbuds into their respective slots in the charging case. Ensure the charging contacts align.
2. The LED indicators on the earbuds will light up to show they are charging. They will turn off or change color when fully charged.

4.2 Charging the Charging Case

1. Connect the USB charging cable to the charging port on the case.
2. Connect the other end of the cable to a USB power adapter (not included) or a computer's USB port.
3. The indicator lights on the charging case will show the charging status.

A full charge provides approximately 7 hours of playtime for the earbuds, with the charging case extending total playtime to 35 hours.

Excellent Sound Quality

13mm dynamic drivers for immersive sound and deep bass



Figure 4.1: Visual representation of the extended battery life, indicating 35 hours total playtime with the charging case and 7 hours playtime per single charge.

5. SETUP AND PAIRING

Follow these steps to pair your earbuds with your device.

5.1 Initial Pairing

1. Ensure the earbuds are charged and placed in the charging case.
2. Open the charging case. The earbuds will automatically enter pairing mode, and their indicator lights will flash.
3. On your device (smartphone, tablet, computer), enable Bluetooth.
4. Search for new Bluetooth devices. Select "Astrum ET360" from the list of available devices.
5. Once connected, the earbud indicator lights will stop flashing. You will hear a confirmation tone.

The earbuds utilize Bluetooth 5.3 for a stable and instant connection.

Seamless Bluetooth Connectivity

Bluetooth V5.3 for instant and stable connection



Figure 5.1: Depiction of seamless Bluetooth 5.3 connectivity, ensuring a stable and instant connection for the earbuds.

5.2 Reconnecting

The earbuds will automatically reconnect to the last paired device when taken out of the charging case and Bluetooth is enabled on the device.

6. OPERATING YOUR EARBUDS

The Astrum ET360 earbuds feature touch controls for various functions.

6.1 Music Playback

- **Play/Pause:** Single tap on either earbud.
- **Next Track:** Double tap on the right earbud.
- **Previous Track:** Double tap on the left earbud.
- **Volume Up:** Triple tap on the right earbud.

- **Volume Down:** Triple tap on the left earbud.

6.2 Call Management

- **Answer/End Call:** Single tap on either earbud.
- **Reject Call:** Press and hold either earbud for 2 seconds.

6.3 Active Noise Cancellation (ANC)

The earbuds feature Active Noise Cancellation (ANC) for an immersive audio experience and clear calls via HD dual mics.

- **Toggle ANC/Transparency Mode:** Press and hold the touch area on the left earbud for 2 seconds.



Figure 6.1: Illustration demonstrating the effect of Hybrid Noise Cancellation (ANC) on the earbuds, showing noise reduction before and after activation.

6.4 Voice Assistant (Siri)

- **Activate Voice Assistant:** Press and hold the touch area on the right earbud for 2 seconds.

6.5 Sound Quality

The earbuds are equipped with 13mm dynamic drivers for excellent sound quality, providing immersive sound and deep bass.



Figure 6.2: Visual highlighting the 13mm dynamic drivers within the earbuds, emphasizing their contribution to excellent sound quality and deep bass.

7. MAINTENANCE AND CARE

Proper care will extend the life of your earbuds.

- Clean the earbuds and charging case regularly with a soft, dry, lint-free cloth.
- Do not use abrasive cleaners or solvents.
- Keep the charging contacts clean and free of debris.
- Store the earbuds in their charging case when not in use to protect them and keep them charged.
- Avoid exposing the earbuds to extreme temperatures, humidity, or liquids.

8. TROUBLESHOOTING

If you encounter issues with your earbuds, refer to the following common solutions.

Problem	Possible Cause	Solution
Earbuds not pairing/connecting	Bluetooth off on device, earbuds not in pairing mode, interference, previously paired device issue.	<ul style="list-style-type: none">◦ Ensure Bluetooth is enabled on your device.◦ Place earbuds in case, close, then open to re-enter pairing mode.◦ Forget "Astrum ET360" from your device's Bluetooth list and re-pair.◦ Ensure earbuds are charged.
No sound or low volume	Volume too low, earbuds not properly seated, connection issue.	<ul style="list-style-type: none">◦ Adjust volume on both earbuds and connected device.◦ Ensure earbuds are properly connected.◦ Clean earbud mesh if blocked.
Charging issues	Dirty contacts, faulty cable/adaptor, case battery low.	<ul style="list-style-type: none">◦ Clean charging contacts on earbuds and case.◦ Try a different USB cable and power adaptor.◦ Ensure the charging case itself is charged.
ANC not effective	Improper fit, environmental noise too high.	<ul style="list-style-type: none">◦ Ensure a snug fit with the correct ear tip size.◦ ANC is most effective against low-frequency, constant noise.

9. SPECIFICATIONS

Feature	Detail
Model Number	A10536-B
Brand	Astrum
Connectivity Technology	Bluetooth 5.3 (Wireless)
Noise Control	Active Noise Cancellation (ANC)
Headphones Form Factor	In Ear
Ear Placement	In Ear

Feature	Detail
Control Type	Siri (Voice Assistant)
Material	Plastic
Product Dimensions	6.1 x 4.8 x 2.6 cm; 50 g
Batteries	3 Lithium Polymer batteries required (included)
Manufacturer	ASTRUM

10. WARRANTY AND SUPPORT





Astrum products are designed and manufactured to the highest quality standards. For warranty information and technical support, please refer to the warranty card included in your package or visit the official Astrum website. Keep your proof of purchase for warranty claims.



For further assistance, please contact Astrum customer service.



© 2023 Astrum. All rights reserved.

Related Documents - A10536-B

	<p>Astrum MZ PRO Bluetooth Headset User Manual</p> <p>Comprehensive user manual for the Astrum MZ PRO Hybrid ANC Bluetooth Headset, detailing setup, operation, features like Active Noise Cancellation (ANC), Bluetooth connectivity, wired connection, product specifications, care instructions, and troubleshooting.</p>
	<p>Fresh 'n Rebel Twins ANC Quick Start Guide Setup & Manuals</p> <p>Get started quickly with your Fresh 'n Rebel Twins ANC True Wireless Earbuds. This guide provides essential setup information. Find full manuals in multiple languages at freshnrebel.com.</p>
	<p>Astrum MZ PRO Bluetooth Headset User Manual</p> <p>Comprehensive user manual for the Astrum MZ PRO Hybrid ANC Bluetooth Headset, detailing setup, operation, features like Active Noise Cancellation (ANC), Bluetooth connectivity, wired connection, product specifications, care instructions, and troubleshooting.</p>
	<p>Urbanista Lisbon Quick Start Guide - True Wireless Earbuds</p> <p>Quick start guide for Urbanista Lisbon true wireless earbuds, covering setup, touch controls, charging, and safety information. Learn how to pair, use voice assistant, and maintain your earbuds.</p>

	<p>NUU Buds B True Wireless Earbuds User Manual and Specifications</p> <p>Comprehensive guide for NUU Buds B true wireless earbuds, covering product overview, usage, controls, technical specifications, safety precautions, and customer support from NUU Mobile.</p>
	<p>BASS JAXX CLASSIC True Wireless Earbuds: Instruction Manual, Model EP0651</p> <p>Detailed instruction manual for the BASS JAXX CLASSIC True Wireless Earbuds. Covers product overview, package contents, specifications, power on/off, pairing, reconnection, disconnection, call handling, functions, charging, troubleshooting (FAQ), safety instructions, and FCC compliance. Includes model numbers EP0651 and 2ADM5-EP0651.</p>


Documents - Astrum – A10536-B

A10536-B

Astrum ET360 TWS In-Ear Earphone

Specifications are subject to change without notice. Images may differ from actual product. ©2025. View full specifications & price at <https://www.comx-computers.co.za>

Astrum ET360 TWS ANC ENC GAME MODE 2MIC BLACK




[\[pdf\]](#) Specifications

A10536 B specifications ComX Computers Astrum ET360 TWS In Ear Earphone Specifications are subject to change without notice Images may differ from actual product E OEwww x computers co za view 276136 |||

A10536-B Astrum ET360 TWS In-Ear Earphone Specifications are subject to change without notice. Images may differ from actual product. E OE. View full specifications price at <https://www.comx-computers.co.za> Astrum ET360 TWS ANC ENC GAME MODE 2MIC BLACK ...

lang: **score:35** filesize: 14.85 K page_count: 1 document date: 2025-08-25



Laptop Direct & ComX Computers

comx-computers.co.za

sales@laptopdirect.co.za

Page 1/2023

Product Categories		
Android / iOS / LTE	Appliances	Audio / Music / Speakers
Business & Cloud gear	Broadcasters, Fieldscopes & Rangefinders	Electronics
Cables & connectors	Calculators	CD / DVD / Blu-Ray discs
Cell Phones / Smart Phones	Computer Displays	Computer Software
Computers - Accessories for branded PCs	Computers - hardware - accessories	Computers - built
Digital cameras	Digital recorders	Digital cameras
Displays	Drinks	Electrical & Industry
Electronic Components	Electronic White Boards	Electronics
Fans - Cooling - Lights - Molds	Gadgets & Toys	Gaming & GAMERS
Glasses - eyewear	GPS	Computer cards
HDMI Switches & Broadcasters	Health safety and hygiene	Home Automation / Smart home
Input devices	Hotel services & utilities	Laptops
LED Lights - eco lighting	Media centers - Music boxes - MP3 Deck	Monitor /
Monitors	Monitors	Multi-touch / ARD
Multi-touchable Intel	Multi-2 D addition cards	Networks
Mobile phone accessories	Navigation - Maps - Carry bags	Network - Spare Parts
Notebooks	Office furniture & supplies	Photo frames
Point of sale	Printers, Copiers, Stamp / Fax Machines	Professional - ARD GPS
Processors - Intel CPU	Projectors	Refrigerated products
Security products	Sensors	Security cameras
Tablet PCs & Book Readers	Telephones	Telex Printer
Tools - Heavy duty & J&F	Tools-Aids & Tools	TV - LED - LCD - Plasma televisions
UPS - Voltage regulators - Generators	USB	Video - Blu-ray / DVD standalone
Video Cameras	Wearables & Lenses	Web cams
Wireless hardware		

23 July 2023, Price valid until 10/2021

ComX Computers co za
LaptopDirect.co.za

[Laptop Direct & ComX Computers Price Guide](#)

Explore the comprehensive price guide from Laptop Direct & ComX Computers, featuring a wide array of products including electronics, appliances, and accessories. Find detailed product information and pricing.

lang:en **score:23** filesize: 7.37 M page_count: 2083 document date: 2023-07-20